



Light as an attitude.



Fondata nel 1975, Italamp ha costruito nel tempo la propria riconoscibilità nel settore dell'illuminazione, distinguendosi per una proposta eclettica di elementi dal design classico e contemporaneo e talvolta frutto di collaborazioni con progettisti internazionali. Italamp sviluppa e realizza interamente in Italia i propri prodotti, che si distinguono per la spiccata personalità e per l'utilizzo di tecniche artigianali che garantiscono ad ogni creazione la massima qualità e unicità.

Founded in 1975, Italamp has built over time its own recognizability in the lighting sector, distinguishing itself for an eclectic proposal of elements of classic and contemporary design and sometimes results of collaborations with international designers. Italamp develops and manufactures entirely in Italy its products, which stand out for their strong personality and for the use of craft techniques that guarantee for each creation the highest quality and uniqueness.

Steven Haulenbeek
Danilo De Rossi
Lorenzo Gecchelin
Marc Sadler
Alberto Ghirardello
Studio Mamo
Nava + Arosio Studio
Virginia Cei
Matteo Bianchi
THDP
Valerio Bottin
Edward Van Vliet
L+R Palomba
Defne Koz + Marco Susani
Claesson Koivisto Rune
Paolo De Lucchi
Patrick Jouin ID
Monica Graffeo
Marco Piva
Roberta Vitadello
Caberlon Caroppi
Illenia Viscardi
Camilla Bellini
Stefano Traverso

Different
skills
become
one
thought.



In questo nuovo catalogo vi invitiamo a immergervi nella bellezza e nell'importanza della luce come fulcro delle nostre vite e delle nostre emozioni.

Qui la luce non è solo un semplice elemento, ma una fonte di ispirazione che, con orgoglio italiano, ci dedichiamo a creare.

La nostra cultura, intessuta di esperienza e conoscenza, si riflette in ogni lavorazione, in ogni curva e in ogni dettaglio e così, attraverso le nostre creazioni vogliamo far vivere viaggi emozionanti attraverso la bellezza della luce e la sua forza.

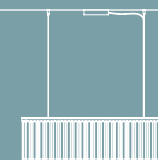
Within these pages, we invite you to immerse yourself in the beauty and significance of light, as the cornerstone of our lives and emotions. Here, light is not merely a simple element, but a source of inspiration that we proudly dedicate ourselves to create with Italian pride. Our culture, woven with experience and knowledge, is reflected in every craftsmanship, every curve, every detail and thus, through our creations, we aim to provide exciting journeys through the beauty and strength of light.

NAME INDEX



3000
SPOT LIGHT - SPOT LIGHT

318



4013
SOSPENSIONE - SUSPENSION

104



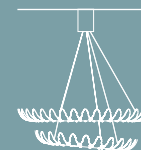
8142 ADELE
TAVOLO - TABLE

72



7015 AGATA
TAVOLO - TABLE
TERRA - FLOOR

138



683 AIRONE
SOSPENSIONE - SUSPENSION

256



8168 ALBA
TAVOLO - TABLE

240



8310 AMBROSIA
TAVOLO - TABLE

140



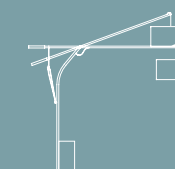
8162 AMELIE
SOSPENSIONE - SUSPENSION
TAVOLO - TABLE
TERRA - FLOOR

116



8316 ANTEA
TERRA - FLOOR

274



2212 ARIA
TERRA - FLOOR

34



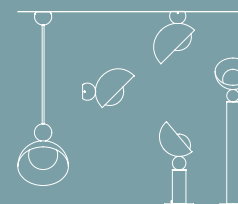
2391 AURA
SOSPENSIONE - SUSPENSION

46



2394 AURA
SOSPENSIONE - SUSPENSION

52




796 AURORA
SOSPENSIONE - SUSPENSION
SOFFITTO - CEILING
TAVOLO - TABLE
PARETE - WALL
TERRA - FLOOR

162



T1805 AXI
SOSPENSIONE - SUSPENSION

304



7026 BAFFO
SOSPENSIONE - SUSPENSION
TAVOLO - TABLE
PARETE - WALL
TERRA - FLOOR

64



576 BOBOLI
SOSPENSIONE - SUSPENSION

267




4010 BOSSANOVA
SOSPENSIONE - SUSPENSION
232

8160 BRIGITTA
PARETE - WALL
TAVOLO - TABLE
122

7027 BRINA
SPOT LIGHT - SPOT LIGHT
324

719 CARMEN
SOSPENSIONE - SUSPENSION
80




494 CROWNS
SOSPENSIONE - SUSPENSION
268

4036 DALÌ
SOSPENSIONE - SUSPENSION
308

8307 DONNA
SOSPENSIONE - SUSPENSION
250

731 DOTTO
SOSPENSIONE - SUSPENSION
54




728 CARMEN
SOSPENSIONE - SUSPENSION
82

729 CARMEN
PARETE - WALL
SOSPENSIONE - SUSPENSION
84

4026 CATERINA
TAVOLO - TABLE
PARETE - WALL
TERRA - FLOOR
188

724 CHARLES
PARETE - WALL
SOSPENSIONE - SUSPENSION
98




4029 DUO
TAVOLO - TABLE
168

820 ELLEPI
SOSPENSIONE - SUSPENSION
296

8143 ELSA
TAVOLO - TABLE
74

458 ENSO
SOSPENSIONE - SUSPENSION
40



2400 CHEERS
TAVOLO - TABLE
238

203 CICLA
SOSPENSIONE - SUSPENSION
SOFFITTO - CEILING
TAVOLO - TABLE
PARETE - WALL
212

T1800 COLLIER
SOSPENSIONE - SUSPENSION
TAVOLO - TABLE
298

4033 CORA
SOSPENSIONE - SUSPENSION
160




8141 ESTER
TAVOLO - TABLE
SPOT LIGHT - SPOT LIGHT
76

215 FATA MORGANA
PARETE - WALL
SOSPENSIONE - SUSPENSION
TAVOLO - TABLE
TERRA - FLOOR
280

2395 FILO
SOFFITTO - CEILING
PARETE - WALL
58

8160 FRIDA
SOSPENSIONE - SUSPENSION
112




212 CRATER
SOFFITTO - CEILING
PARETE - WALL
248

734 CRONO
PARETE - WALL
SOSPENSIONE - SUSPENSION
TERRA - FLOOR
128

490 CROWNS
SOSPENSIONE - SUSPENSION
270

491 CROWNS
SOSPENSIONE - SUSPENSION
272



815 GALATEA
SOSPENSIONE - SUSPENSION
94

8140 GILDA
SOSPENSIONE - SUSPENSION
TAVOLO - TABLE
108

8162 GIUNO
SOSPENSIONE - SUSPENSION
126

T1802 GRADIENT
TAVOLO - TABLE
TERRA - FLOOR
198

CODE INDEX

203 CICLA Pag. 212	SOSPENSIONE - SUSPENSION PARETE - WALL SOFFITTO - CEILING TAVOLO - TABLE	203/50S 203/AP30 203/PL 203/LG 203/LGV	491 CROWNS Pag. 272	SOSPENSIONE - SUSPENSION	491/110
212 CRATER Pag. 248	PARETE - WALL SOFFITTO - CEILING	212/AP 212/PL45	494 CROWNS Pag. 268	SOSPENSIONE - SUSPENSION	494/130
214 TASHA Pag. 218	PARETE - WALL	214/AP	576 BOBOLI Pag. 266	SOSPENSIONE - SUSPENSION	576/80
215 FATA MORGANA Pag. 280	SOSPENSIONE - SUSPENSION PARETE - WALL TAVOLO - TABLE TERRA - FLOOR	215/S26 215/S38 215/AP 215/AP20 215/LP 215/LG	683 AIRONE Pag. 256	SOSPENSIONE - SUSPENSION	683/120
302 RITMICO Pag. 244	SOSPENSIONE - SUSPENSION	302/40	686 SINUA Pag. 36	PARETE - WALL	686/AP
439 PULSA Pag. 260	SOSPENSIONE - SUSPENSION PARETE - WALL	439/S15 439/6+6 439/AP3	687 PIOLA Pag. 276	SOSPENSIONE - SUSPENSION	687/200
439 PULSA SPIRA Pag. 264	SOSPENSIONE - SUSPENSION	439/SP20	719 CARMEN Pag. 80	SOSPENSIONE - SUSPENSION	719/120
458 ENSO Pag. 40	SOSPENSIONE - SUSPENSION	458/S	724 CHARLES Pag. 98	SOSPENSIONE - SUSPENSION PARETE - WALL	724/80 724/110X25 724/AP
459 SESTO Pag. 70	SOSPENSIONE - SUSPENSION	459/S	725 QUARZO Pag. 88	SOSPENSIONE - SUSPENSION PARETE - WALL	725/8+4 725/L10 725/AP2
488 RAMI Pag. 312	SOSPENSIONE - SUSPENSION	488/S	728 CARMEN Pag. 82	SOSPENSIONE - SUSPENSION	728/100
490 CROWNS Pag. 270	SOSPENSIONE - SUSPENSION	490/64	729 CARMEN Pag. 84	SOSPENSIONE - SUSPENSION PARETE - WALL	729/90 729/AP
			731 DOTTO Pag. 54	SOSPENSIONE - SUSPENSION	731/SP

732 STILE Pag. 56	SOSPENSIONE - SUSPENSION PARETE - WALL TERRA - FLOOR	732/SG-A 732/SG-B	2395 FILO Pag. 58	PARETE - WALL SOFFITTO - CEILING	2395/AP 2395/APS 2395/PL	4011 NUCE Pag. 228	SOSPENSIONE - SUSPENSION PARETE - WALL	4011/S 4025/S 4025/APG	4039 LIGEA Pag. 252	TAVOLO - TABLE	4039/L
734 CRONO Pag. 128	SOSPENSIONE - SUSPENSION PARETE - WALL TERRA - FLOOR	734/60-M 734/AP-M 734/P-M	2400 CHEERS Pag. 238	TAVOLO - TABLE	2400/LP 2400/LG	4013 Pag. 104	SOSPENSIONE - SUSPENSION PARETE - WALL	4013/120 4025/S 4025/APG	4040 SOLENE Pag. 176	SOSPENSIONE - SUSPENSION PARETE - WALL TAVOLO - TABLE	4040/S 4040/AP 4040/L
796 AURORA Pag. 162	SOSPENSIONE - SUSPENSION PARETE - WALL SOFFITTO - CEILING TAVOLO - TABLE TERRA - FLOOR	796/SP 796/SG 796/AP 796/PL 796/PLG 796/LT 796/P	3000 Pag. 318	SPOT LIGHT - SPOT LIGHT	3000/FI	4025 VALENTINA Pag. 180	SOSPENSIONE - SUSPENSION PARETE - WALL	4025/S 4025/APG	7015 AGATA Pag. 138	TAVOLO - TABLE TERRA - FLOOR	7015/LG 7015/LP 7015/P
815 GALATEA Pag. 94	SOSPENSIONE - SUSPENSION	815/PL6 815/PL8	3012 NOA Pag. 327	SPOT LIGHT - SPOT LIGHT	3012/F	4026 CATERINA Pag. 188	PARETE - WALL TAVOLO - TABLE TERRA - FLOOR	4026/AP2 4026/LG 4026/P	7026 BAFFO Pag. 64	SOSPENSIONE - SUSPENSION PARETE - WALL TAVOLO - TABLE TERRA - FLOOR	7026/SP 7026/SG 7026/AP 7026/LG 7026/P
820 ELLEPI Pag. 296	SOSPENSIONE - SUSPENSION	820/S	3013 LENA Pag. 326	SPOT LIGHT - SPOT LIGHT	3013/F	4027 LUCREZIA Pag. 156	PARETE - WALL	4027/AP	7027 BRINA Pag. 324	SPOT LIGHT - SPOT LIGHT	7027/F
2212 ARIA Pag. 34	TERRA - FLOOR	2212/P	3014 ISA Pag. 326	SPOT LIGHT - SPOT LIGHT	3014/F	4029 DUO Pag. 168	TAVOLO - TABLE	4029/L2	7028 IZAR Pag. 321	SPOT LIGHT - SPOT LIGHT	7028/F
2296 LICIO Pag. 192	SOSPENSIONE - SUSPENSION PARETE - WALL	2296/8 2296/S1 2296/APG	3016 URI Pag. 327	SPOT LIGHT - SPOT LIGHT	3016/F	4030 MUNA Pag. 206	SOSPENSIONE - SUSPENSION	4030/SP 4030/SG	7029 IDDA Pag. 320	SPOT LIGHT - SPOT LIGHT	7029/F
2360 ODETTE ODILE Pag. 290	SOSPENSIONE - SUSPENSION TAVOLO - TABLE	2360/COMP.L 2360/COMP.I 2360/COMP.H 2360/LT	3032 TUBE Pag. 170	PARETE - WALL	3032/AP60	4030 MUNETTA Pag. 210	TAVOLO - TABLE	4030/LP	7030 LEO Pag. 322	SPOT LIGHT - SPOT LIGHT	7030/F
2391 AURA Pag. 46	SOSPENSIONE - SUSPENSION	2391/55 2391/70 2391/90	3050 ROSÈ Pag. 144	SOSPENSIONE - SUSPENSION PARETE - WALL TAVOLO - TABLE TERRA - FLOOR	3050/G 3050/S1 3050/SG7 3050/AP1 3050/LPB 3050/P	4031 MARTA Pag. 208	SOSPENSIONE - SUSPENSION	4031/SP 4031/SG	7031 STILLA Pag. 325	SPOT LIGHT - SPOT LIGHT	7031/F
2392 TEA Pag. 286	SOSPENSIONE - SUSPENSION TERRA - FLOOR	2392/PL 2392/P	3058 TECO Pag. 154	TAVOLO - TABLE	3058/LG	4031 MARTINA Pag. 210	TAVOLO - TABLE	4031/LP	8057 SPILLO Pag. 132	PARETE - WALL TAVOLO - TABLE	8057/AP 8057/LG
2392 TEO Pag. 288	SOFFITTO - CEILING	2392/95 2392/140	3061 LILY Pag. 134	PARETE - WALL TAVOLO - TABLE TERRA - FLOOR	3061/AP 3061/L 3061/P	4032 NOLA Pag. 158	SOSPENSIONE - SUSPENSION	4032/S	8140 GILDA Pag. 108	SOSPENSIONE - SUSPENSION TAVOLO - TABLE	8140/S 8140/LP 8140/LG
2394 AURA Pag. 52	SOSPENSIONE - SUSPENSION	2394/120	4010 BOSSANOVA Pag. 232	SOSPENSIONE - SUSPENSION	4010/S 4010/S COMP.B	4033 CORA Pag. 160	SOSPENSIONE - SUSPENSION	4033/S	8141 ESTER Pag. 76	TAVOLO - TABLE SPOT LIGHT - SPOT LIGHT	8141/LP 8141/F
						4036 DALÌ Pag. 308	SOSPENSIONE - SUSPENSION	4036/S1 4036/SG			

8142 ADELE Pag. 72	TAVOLO - TABLE	8142/L
8143 ELSA Pag. 74	TAVOLO - TABLE	8143/L
8144 TRACCIA Pag. 32	TAVOLO - TABLE	8144/L
8146 REGOLO Pag. 24	SOSPENSIONE - SUSPENSION PARETE - WALL	8146/S 8146/SG 8146/AP 8146/APP
8147 REGOLO MAXI Pag. 30	SOSPENSIONE - SUSPENSION	8147/SG
8148 UNIVERSALE Pag. 220	TAVOLO - TABLE	8148/LG
8160 FRIDA Pag. 112	SOSPENSIONE - SUSPENSION	8160/S 8160/SG
8160 BRIGITTA Pag. 122	PARETE - WALL TAVOLO - TABLE	8160/AP 8160/LG
8161 GRETA Pag. 114	SOSPENSIONE - SUSPENSION	8161/S
8162 GIUNO Pag. 126	SOSPENSIONE - SUSPENSION	8162/8
8162 AMELIE Pag. 116	SOSPENSIONE - SUSPENSION TAVOLO - TABLE TERRA - FLOOR	8162/SP 8162/SG 8162/LP 8162/LG 8162/P
8165 ZAGARA Pag. 246	TAVOLO - TABLE	8165/LP

8168 ALBA Pag. 240	TAVOLO - TABLE	8168/LG
8170 ZOE Pag. 222	TAVOLO - TABLE	8170/LP
8171 ZOE Pag. 222	TAVOLO - TABLE	8171/LG
8173 MATILDA Pag. 224	TERRA - FLOOR	8173/P1 8173/P2 8173/P3
8174 TINTA Pag. 42	PARETE - WALL TAVOLO - TABLE TERRA - FLOOR	8174/AP-V 8174/LG-V 8174/P-V
8175 NUBE Pag. 184	SOSPENSIONE - SUSPENSION TAVOLO - TABLE	8175/S 8175/LT
8307 DONNA Pag. 250	SOSPENSIONE - SUSPENSION	8307/S3
8310 AMBROSIA Pag. 140	TAVOLO - TABLE	8310/LT
8316 ANTEA Pag. 274	TERRA - FLOOR	8316/P
T100 LAB Pag. 314	SOSPENSIONE - SUSPENSION	T100/40X40 T100/60
T1000 MURA Pag. 234	SOSPENSIONE - SUSPENSION SOFFITTO - CEILING	T1000/S5 T1000/S9 T1000/PL16
T1800 COLLIER Pag. 298	SOSPENSIONE - SUSPENSION TAVOLO - TABLE	T1800 T1800/LP1 T1800/LP2 T1800/LP3 T1800/LP4 T1800/LP5 T1800/LP6

T1800 GRAND COLLIER Pag. 172	SOSPENSIONE - SUSPENSION TAVOLO - TABLE TERRA - FLOOR	T1800/S1 T1800/LG T1800/P
T1802 GRADIENT Pag. 198	TAVOLO - TABLE TERRA - FLOOR	T1802/LT T1802/P
T1803 LA Pag. 202	TAVOLO - TABLE	T1803/LGE
T1805 AXI Pag. 304	SOSPENSIONE - SUSPENSION	T1805/SO T1805/SV



Let your



light shine.

Design by

Stefano Traverso

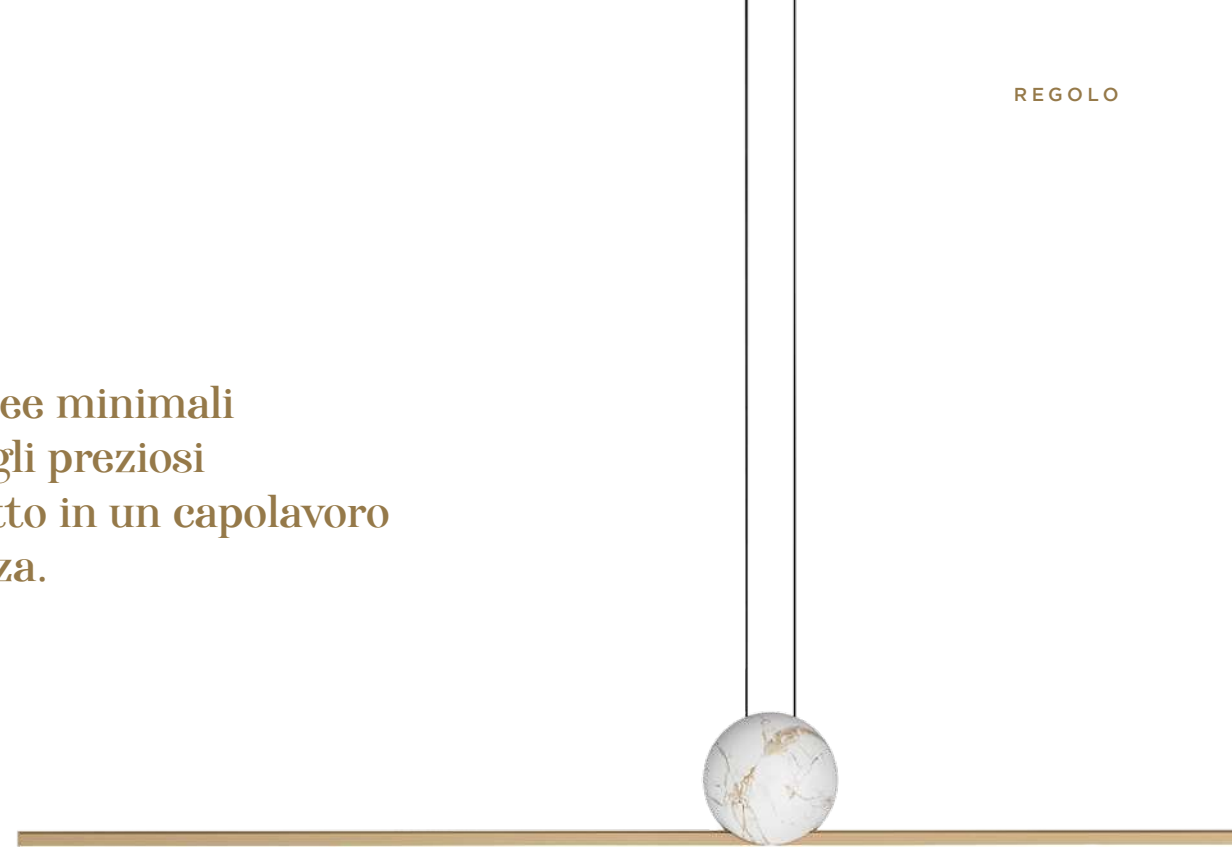


Regolo






La bellezza delle linee minimali
sublimata da dettagli preziosi
trasformano l'oggetto in un capolavoro
di sobria raffinatezza.



*The beauty of minimal lines
elevated by precious details
transforms the object into a
masterpiece of understated
sophistication.*

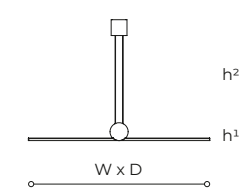


Collezione di lampade a sospensione e parete con profilo diffusore in metallo nei colori nero opaco, champagne opaco o grigio caldo. Elemento decorativo in marmo calacatta oro o nero marquinia. Disponibile in varianti dimensionali.

Collection of suspension and wall lamps with metal diffuser in matt black, matt champagne or warm grey. Decorative element in calacatta gold or black marquinia marble. Available in various dimensions.



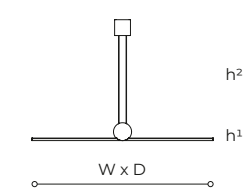
SUSPENSION



8146/S

W 122 . D 12 . h¹ 12 . h² 10-150
W 48" . D 5" . h¹ 5" . h² 4-59"

24w - 3000K
2000 lumen
CRI>90



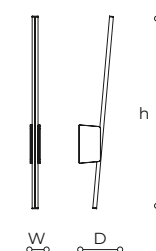
8146/SG

W 160 . D 14 . h¹ 14 . h² 10-150
W 63" . D 6" . h¹ 6" . h² 4-59"

30w - 3000K
2900 lumen
CRI>90



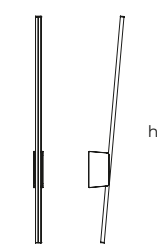
WALL



8146/APP

W 4 . D 14 . h 80
W 2" . D 6" . h 31"

11w - 3000K
1180 lumen
CRI>90



8146/AP

W 4 . D 16 . h 100
W 2" . D 6" . h 39"

14w - 3000K
1540 lumen
CRI>90




Design by

Stefano Traverso

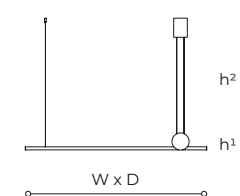
SUSPENSION

Collezione di lampade a sospensione e parete con profilo diffusore in metallo nei colori nero opaco, champagne opaco o grigio caldo. Elemento decorativo in marmo calacatta oro o nero marquinia. Disponibile in varianti dimensionali.

Collection of suspension and wall lamps with metal diffuser in matt black, matt champagne or warm grey. Decorative element in calacatta gold or black marquinia marble.



Regolo maxi

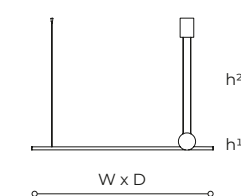


8147/SM

W 180 . D 17 . h¹ 17 . h² 10-150
W 71" . D 7" . h¹ 7" . h² 4-59"

51w - 3000K
5300 lumen
CRI>90

CE EAC IP20 LED




8147/SG

W 200 . D 17 . h¹ 17 . h² 75
W 79" . D 7" . h¹ 7" . h² 30"

57w - 3000K
5900 lumen
CRI>90

CE EAC IP20 LED



Design by

Stefano Traverso

Traccia

Lampada da tavolo in marmo calacatta oro, con supporto base e diffusore in metallo con finitura oro chiaro spazzolato.

Table lamp in gold calacatta marble, with base support and diffuser in metal with brushed light gold finish.

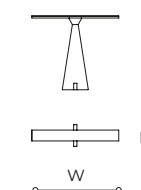


TABLE

8144/L

W 40 . D 10 . h 34
W 16" . D 4" . h 13"

9w - 3000K
900 lumen
CRI > 90



CE ENEC IP20 LED



Design by

Stefano Traverso



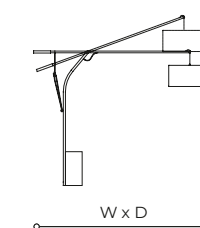
Aria

Lampada da terra con braccio regolabile in altezza. Base in metallo con finitura nero opaco, fusto in oro spazzolato ed asta in cromo. Paralume in tessuto avorio con interno oro.

Adjustable floor lamp in metal with matt black base, arm in chrome and metal stem in brushed gold finish. Ivory fabric shade with gold inner side.



FLOOR



2212/P

W 210 . D 50 . h 200
W 83" . D 20" . h 79"

1x14w - E27 - Led



Design by

Steven Haulenbeek

Lampada da parete in vetro satinato o fumè.
Struttura metallica con finitura bianco, oro chiaro,
cromo o canna di fucile.

Wall lamp in satin or smoked glass . Metal structure
with white, light gold, chrome or iron grey finish.



Sinua





The purity of materials

WALL

686/AP
 W 24 . D 9 . h 28
 W 9" . D 4" . h 11"

9w - 3000K
 1100 lumen
 CRI>80

CE ENEC IP20 ADA LED

C B OC CDF

Design by

Roberta Vitadello

Stefano Traverso

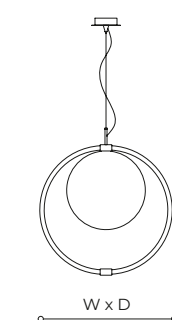
Enso



Lampada a sospensione composta da un cerchio tubolare in vetro artistico nero con pigmento avventurina. Disco interno in metallo con finitura champagne opaco o bronzo opaco.

Suspension lamp composed of a tubular circle in black artistic glass with "avventurina" pigment. Internal metal disk with matte champagne or matte bronze finish.

SUSPENSION



458/S

W 84 . D 4 . h¹ 93 . h² 10-100
W 33" . D 2" . h¹ 37" . h² 4-39"

16w - 3000K
1300 lumen
CRI > 90

CE EAC IP20 LED

CH BRO






Tinta

Design by _____

Studio Mamo

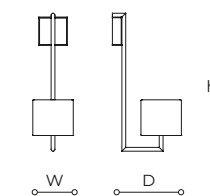




Lampade da parete, terra e tavolo con paralume in tessuto avorio. Struttura in metallo con finitura oro chiaro e pietra di Vicenza.

Wall, floor and table lamps with ivory fabric diffuser. Metal structure with light gold finish and Vicenza stone.

WALL



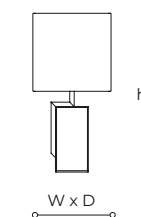
8174/APV

W 17 . D 29 . h 58
W 7" . D 11" . h 23"

1x6w - E14 - Led



TABLE



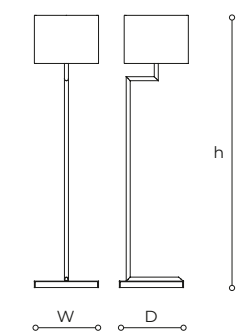
8174/LGV

W 28 . D 28 . h 57
W 11" . D 11" . h 22"

1x10w - E27 - Led



FLOOR



8174/PV

W 40 . D 40 . h 170
W 16" . D 16" . h 67"

1x14w - E27 - Led



8174

Aura



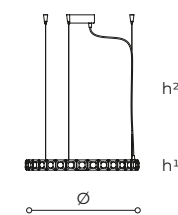




Lampada a sospensione in metallo con finitura bronzo satinato, oro satinato o argento satinato. Diffusori in vetro krek ambra o trasparente. Disponibile in varianti dimensionali.

Pendant in metal with satin bronze, satin gold or satin silver finish. Glass diffusers in amber or transparent krek finish. Available in different dimensions.

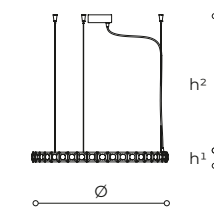
SUSPENSION



2391/55

Ø 55 . h¹ 5 . h² 10-100
Ø 22" . h¹ 2" . h² 4-39"

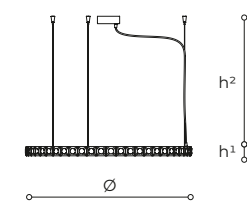
31w - 3000K
3600 lumen
CRI>90



2391/70

Ø 70 . h¹ 5 . h² 10-100
Ø 28" . h¹ 2" . h² 4-39"

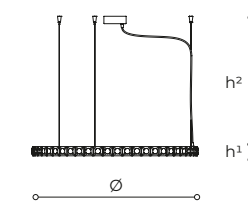
40w - 3000K
4800 lumen
CRI>90



2391/90

Ø 90 . h¹ 5 . h² 10-100
Ø 35" . h¹ 2" . h² 4-39"

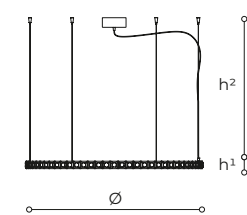
51w - 3000K
6100 lumen
CRI>90



2391/100

Ø 100 . h¹ 5 . h² 10-100
Ø 39" . h¹ 2" . h² 4-39"

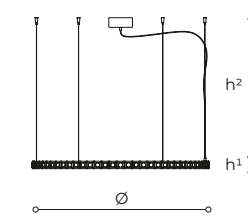
56w - 3000K
6700 lumen
CRI>90



2391/120

Ø 120 . h¹ 5 . h² 10-100
Ø 47" . h¹ 2" . h² 4-39"

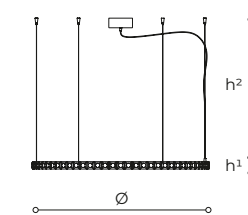
67w - 3000K
8000 lumen
CRI>90



2391/140

Ø 140 . h¹ 5 . h² 10-100
Ø 55" . h¹ 2" . h² 4-39"

80w - 3000K
9500 lumen
CRI>90




2391/180

Ø 180 . h¹ 5 . h² 10-100
Ø 71" . h¹ 2" . h² 4-39"

101w - 3000K
12100 lumen
CRI>90



Aura

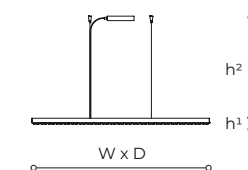


Lampada a sospensione in metallo con finitura bronzo satinato, oro satinato o argento satinato. Diffusori in vetro krek ambrato o trasparente.

Suspension in metal with satin bronze, satin gold or satin silver finish. Glass diffusers in amber or transparent krek finish.



SUSPENSION



2394/120

W 120 . D 6 . h¹ 4 . h² 10-100
W 47" . D 2" . h¹ 2" . h² 4-39"

22w - 3000K
2400 lumen
CRI > 90

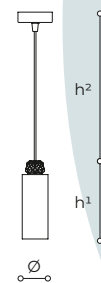
CE EAC IP20 LED



Lampada a sospensione in metallo con finitura canna di fucile. Dettaglio decorativo in cristallo disponibile in varianti cromatiche.

Pendant lamp with metal structure in iron grey finish with crystal detail available in different colours.

SUSPENSION



731/SP

$\varnothing 6$. $h^1 18$. $h^2 10-100$
 $\varnothing 2''$. $h^1 7''$. $h^2 4-39''$

1x6w - GU10 - Led



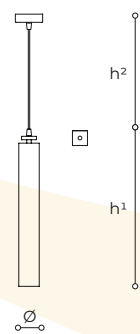
Stile

Lampada a sospensione in metallo con finitura canna di fucile e dettaglio decorativo in cristallo. Disponibile in varianti cromatiche.

Pendant lamp in metal with iron grey finish and decorative crystal detail. Available in different colours.



SUSPENSION

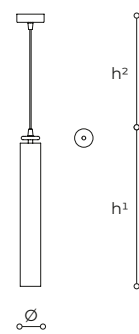


732/SG-A

Ø 6 . h¹ 46 . h² 10-100
Ø 2" . h¹ 18" . h² 4-39"

1x6w - GU10 - Led

CE EAC IP20



732/SG-B

Ø 6 . h¹ 46 . h² 10-100
Ø 2" . h¹ 18" . h² 4-39"

1x6w - GU10 - Led

CE EAC IP20



Design by

Defne Koz + Marco Susani

Filo





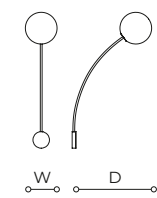
Collezione di lampade a soffitto e a parete in vetro soffiato bianco e struttura metallica con finitura nero opaco o oro chiaro spazzolato.

Collection of ceiling and wall lamps in white blown glass and metal structure with matt black or brushed light gold finish.





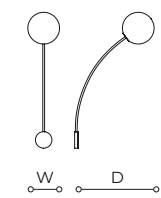
WALL



2395/APS

W 25 . D 60 . h 100
W 10" . D 24" . h 39"

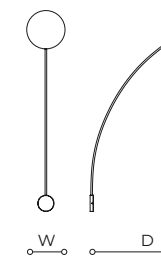
1x14w - E27 - Led



2395/APS IP45

W 25 . D 60 . h 100
W 10" . D 24" . h 39"

1x14w - E27 - Led



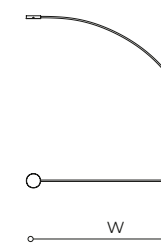
2395/AP

W 35 . D 110 . h 195
W 14" . D 43" . h 77"

1x14w - E27 - Led



CEILING



2395/PL

W 195 . D 35 . h 110
W 77" . D 14" . h 43"

1x14w - E27 - Led



Baffo



Design by

Matteo Bianchi



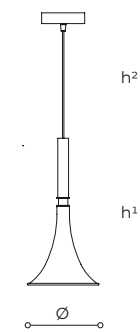
Collezione di lampade a sospensione, terra, tavolo e parete con vetro in titanio, oro o bianco sfumato. Struttura metallica abbinata alla finitura del vetro.

Collection of suspension, table, floor and wall lamps with glass in titanium, gold or white shaded finish. Metal structure matching with the glass colour.






SUSPENSION



7026/SP

Ø 20 . h¹ 42 . h² 10-100
 Ø 8" . h¹ 17" . h² 4-39"


1x6w - E14 - Led



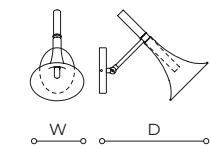
7026/SG

Ø 32 . h¹ 62 . h² 10-100
 Ø 13" . h¹ 24" . h² 4-39"

1x6w - E14 - Led




WALL



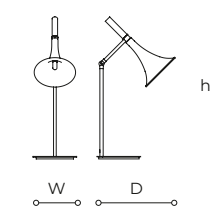
7026/AP

W 20 . D 45 . h 35
 W 8" . D 18" . h 14"

1x6w - E14 - Led



TABLE



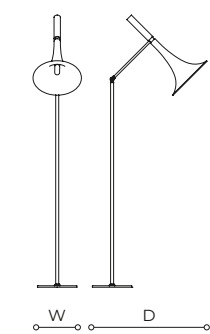
7026/LG

W 21 . D 38 . h 68
 W 8" . D 15" . h 27"

1x6w - E14 - Led




FLOOR



7026/P

W 33 . D 80 . h 180
 W 13" . D 31" . h 71"

1x6w - E14 - Led



Design by

Nava + Arosio Studio



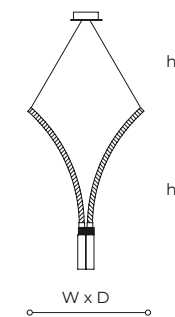
Sesto

Lampada a sospensione in vetro torchòn lavorato a mano, nei colori trasparente o nero con diffusori in vetro bianco.

Hand-made "torchòn" glass pendant lamp, in transparent or black colors with white glass diffusers.



SUSPENSION



459/S

W 60 . D 3 . h¹ 82 . h² 50-100
W 24" . D 1" . h¹ 32" . h² 20-39"

8w - 3000K
1000 lumen
CRI>90

CE ENEC IP20 LED

C + AL

Design by

Stefano Traverso

8142



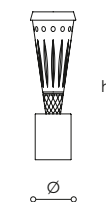
Lampada da tavolo in cristallo intagliato a mano e base in marmo calacatta oro. Struttura in metallo con finitura oro chiaro spazzolato.

Table lamp in hand-carved crystal and base in gold calacatta marble. Structure in metal with brushed light gold finish.

Adele



TABLE



8142/L

Ø 9 . h 35
 Ø 4" . h 14"

7w - 3000K
 850 lumen
 CRI>90

CE ENEC IP20 LED

OCSF

Design by

Stefano Traverso

Materiali preziosi
capaci di intrecciare
eleganza e purezza in
un abbraccio senza
tempo.

*Precious materials
capable of intertwine
elegance and purity
in a timeless embrace.*



8143

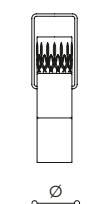
ELSA



Lampada da tavolo in marmo calacatta oro
e diffusore in cristallo intagliato a mano.
Accessorio decorativo in metallo con finitura
oro chiaro spazzolato.

*Table lamp in gold calacatta marble and
handcarved crystal diffuser. Decorative
accessory in metal with brushed light gold
finish.*

TABLE



8143/L

Ø 9 . h 31
Ø 4" . h 12"

7w - 3000K
850 lumen
CRI > 90

CE ENEC IP20 LED

OCSP

Ester



Design by

Stefano Traverso

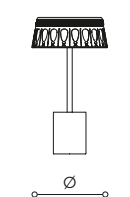


Lampade da tavolo e incasso con diffusore in cristallo intagliato a mano nei colori melanzana e acidato. Versione da tavolo con base in marmo calacatta oro e struttura in oro chiaro spazzolato.

Table lamp and spotlight with carved crystal diffuser in aubergine and etched colours, table lamp version with calacatta gold marble base and brushed light gold structure.

TABLE

8141/LP



Ø 20 . h 36
Ø 8" . h 14"

7,8w - 3000K
1000 lumen
CRI>80


CE ENEC IP20 LED



OCSP

SPOTLIGHT

8141/F




Ø 10 . h¹ 5 . h² 10 . Ø^f 7
Ø 4" . h¹ 2" . h² 4" . Ø^f 3"

1x6w - GU10 - Led

CE ENEC IP20



OCSP



Luxury
is

a bright
life.

Design by

Italamp Studio

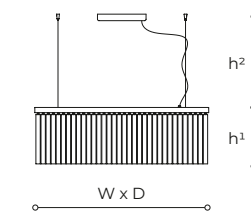


Carmen

Lampade a sospensione in metallo con finitura cromo e quadriedri di vetro trasparenti, fumè o teak.

Pendant with chrome metal finish and transparent, smoked or teak glass.

SUSPENSION



719/120

W 120 . D 3 . h¹ 38 . h² 10-100
W 47" . D 1" . h¹ 15" . h² 4-39"

37w - 3000K
4100 lumen
CRI>80

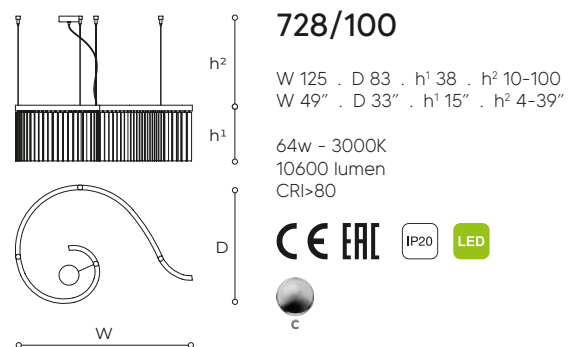
CE EAC IP20 LED



Lampada a sospensione in metallo con finitura cromo e quadriedri di vetro trasparenti, ambra o teak.

Suspension lamp composed of clear, teak or amber glass quadrihedrons. Metal structure with chrome finish.

SUSPENSION



Carmen

Design by _____

Italamp Studio

Carmen



Collezione di lampade a sospensione e parete in metallo con finitura cromo e quadriedri di vetro trasparenti, fumè o teak.

Collection of suspension and wall lamps in metal with chrome finish and glass with transparent, smoked or teak colours.

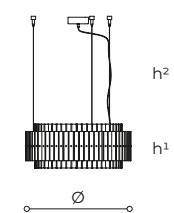
Tonalità morbide che si uniscono ai materiali pregiati.



Soft tones that blends with precious materials.



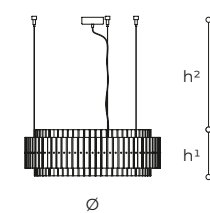
SUSPENSION



729/70
 Ø 72 . h¹ 34 . h² 10-100
 Ø 28" . h¹ 13" . h² 4-39"

78w - 3000K
 8100 lumen
 CRI>80

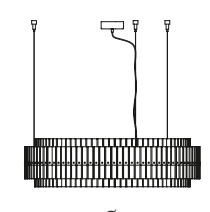
CE ENEC IP20 LED



729/90
 Ø 90 . h¹ 34 . h² 100
 Ø 35" . h¹ 13" . h² 39"

100w - 3000K
 9800 lumen
 CRI>80

CE ENEC IP20 LED

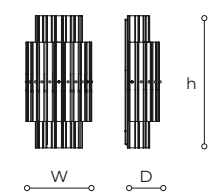


729/110
 Ø 110 . h¹ 34 . h² 100
 Ø 43" . h¹ 13" . h² 39"

124w - 3000K
 13500 lumen
 CRI>80

CE ENEC IP20 LED

WALL



729/AP
 W 26 . D 14 . h 50
 W 10" . D 6" . h 20"

4x3,5w - G9 - Led

CE ENEC IP20

Design by

Studio Mamo



Quarzo

Collezione di lampade a sospensione e parete in metallo con finitura oro chiaro e cromo con diffusori in cristallo trasparente intagliato a mano. Disponibile in varianti dimensionali.

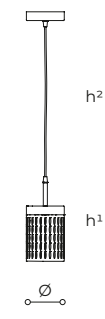
Collection of suspension and wall lamps with metal structure in light gold and chrome finish with hand cut transparent crystal diffusers. Available in different dimensions.

QUARZO





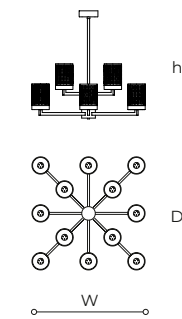
SUSPENSION



725/S1

Ø 13 . h¹ 27 . h² 10-100
Ø 5" . h¹ 11" . h² 4-39"

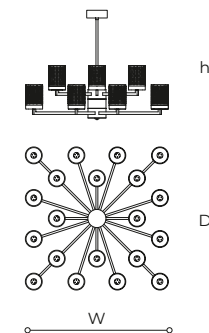
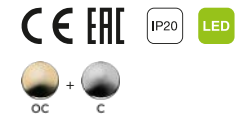
6,5w - 3000K
600 lumen
CRI>80



725/8+4

W 85 . D 85 . h 80
W 33" . D 33" . h 31"

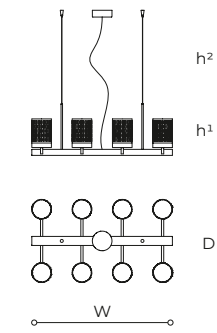

78w - 3000K
7200 lumen
CRI>80



725/12+8

W 110 . D 110 . h 80
W 43" . D 43" . h 31"

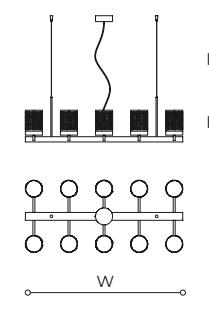
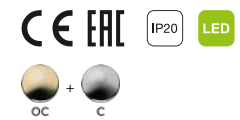
130w - 3000K
12000 lumen
CRI>80



725/L8

W 93 . D 55 . h¹ 35 . h² 10-100
W 37" . D 22" . h¹ 14" . h² 4-39"

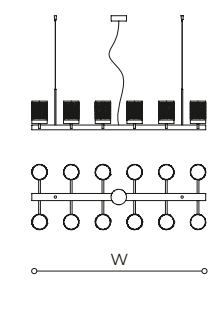
52w - 3000K
4800 lumen
CRI>80



725/L10

W 120 . D 55 . h¹ 35 . h² 10-100
W 47" . D 22" . h¹ 14" . h² 4-39"

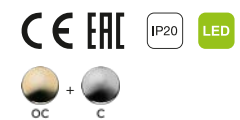
65w - 3000K
6000 lumen
CRI>80



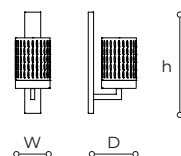
725/L12

W 147 . D 55 . h¹ 35 . h² 10-100
W 58" . D 22" . h¹ 14" . h² 4-39"

78w - 3000K
7200 lumen
CRI>80



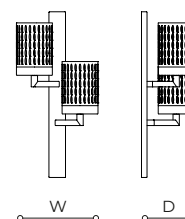
WALL



725/AP1

W 13 . D 18 . h 38
W 5" . D 7" . h 15"

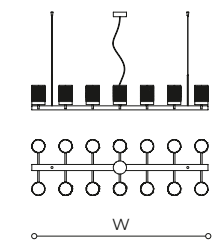
6,5w - 3000K
600 lumen
CRI>80



725/AP2

W 29 . D 19 . h 60
W 11" . D 7" . h 24"


13w - 3000K
1200 lumen
CRI>80



725/L14

W 173 . D 55 . h¹ 35 . h² 10-100
W 68" . D 22" . h¹ 14" . h² 4-39"

91w - 3000K
8400 lumen
CRI>80



Design by

Studio Mamo



Galatea

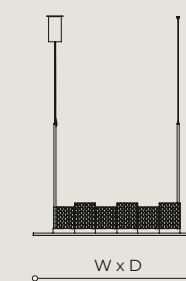


Lampada a sospensione in metallo con finitura cromo spazzolato e argento satinato o oro chiaro e bronzo opaco con diffusori in cristallo intagliato.

Suspension with metal structure in brushed chrome and satin silver or light gold and matt bronze with hand cut crystal diffusers.

Precious Engravings

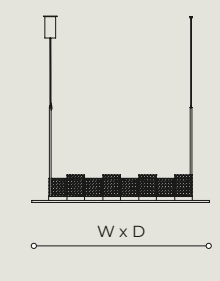
SUSPENSION



815/PL6

W 105 . D 13 . h¹ 70 . h² 10-150
W 41" . D 5" . h¹ 28" . h² 4-59"

39w - 3000K
3600 lumen
CRI>80



815/PL8

W 131 . D 13 . h¹ 70 . h² 10-150
W 52" . D 5" . h¹ 28" . h² 4-59"

52w - 3000K
4800 lumen
CRI>80





Collezione di lampade a sospensione e parete in metallo con finitura oro nichel composta da elementi in vetro acidato e dettagli in pelle.

Collection of suspension and wall lamps in metal with gold nickel finish, satin glass elements and leather details.

Charles



L'irresistibile fascino della luce.

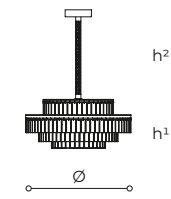
The irresistible allure of light.





Timeless
contemporary
elegance

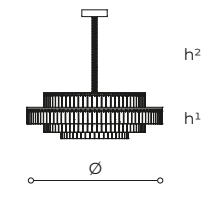
SUSPENSION



724/60

Ø 60 . h¹ 30 . h² 45
Ø 24" . h¹ 12" . h² 18"

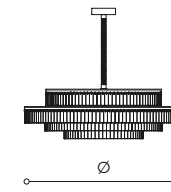
36w - 3000K
4300 lumen
CRI>80



724/80

Ø 80 . h¹ 30 . h² 45
Ø 31" . h¹ 12" . h² 18"

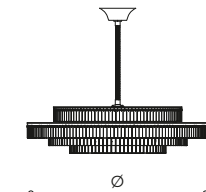
63w - 3000K
7400 lumen
CRI>80



724/100

Ø 100 . h¹ 32 . h² 43
Ø 39" . h¹ 13" . h² 17"

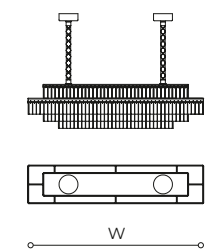
110w - 3000K
13000 lumen
CRI>80



724/120

Ø 120 . h¹ 32 . h² 43
Ø 47" . h¹ 13" . h² 17"

126w - 3000K
14900 lumen
CRI>80



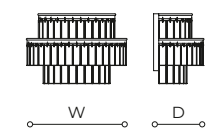
724/110X25

W 110 . D 25 . h¹ 28 . h² 45
W 43" . D 10" . h¹ 11" . h² 18"

58w - 3000K
6800 lumen
CRI>80



WALL



724/AP

W 30 . D 15 . h 21
W 12" . D 6" . h 8"

2x6w - E14 - Led



Design by

Stefano Traverso

4013

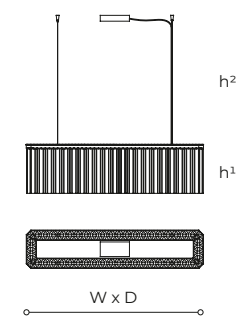


Lampada a sospensione composta da triedri in vetro trasparente e ambra, struttura in metallo con finitura oro chiaro o cromo.

Suspension with amber or transparent glass trihedrons, metal with light gold or chrome finish.



SUSPENSION



4013/120

W 120 . D 26 . h¹ 21 . h² 10-100
 W 47" . D 10" . h¹ 8" . h² 4-39"

43w - 3000K
 4800 lumen
 CRI>80

CE ENEC IP20 LED

c oc

Design by

Roberta Vitadello



Gilda
Gilda
Gilda



La luce è preziosa, il cristallo sa custodirla riflettendola nell'ambiente.

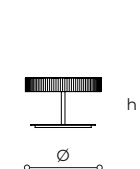
Light is precious, and crystal knows how to preserve it, reflecting it into the environment.



Lampade a sospensione e tavolo, con diffusore in cristallo intagliato a mano. Struttura e particolari metallici in finitura corten o champagne opaco.

Collection of suspension and table lamps with hand-carved crystal diffuser. Structure and metal details in corten or matt champagne finish.

TABLE

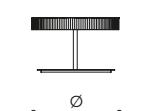


8140/LP

Ø 25 . h 18
Ø 10" . h 7"

7,8w - 3000K
1000 lumen
CRI>80

CE ENEC IP20 LED



8140/LG

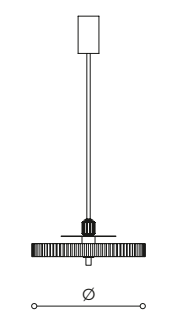
Ø 36 . h 23
Ø 14" . h 9"

7,8w - 3000K
1000 lumen
CRI>80

CE ENEC IP20 LED



SUSPENSION



8140/S

Ø 44 . h 120
Ø 17" . h 47"

24w - 3000K
3800 lumen
CRI>90

CE ENEC IP20 LED





Frída

Design by

Roberta Vitadello

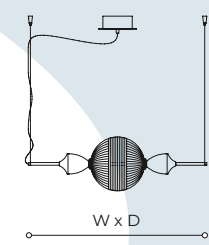
Stefano Traverso

SUSPENSION



Lampada a sospensione con struttura in metallo con finitura oro chiaro o oro nichel, diffusore in cristallo soffiato intagliato a mano.

Pendant with metal structure in light gold or gold nickel finish, and hand cut crystal diffuser.

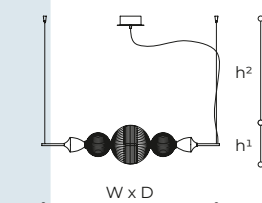


8160/S

W 86 . D 26 . h¹ 26 . h² 10-100
W 34" . D 10" . h¹ 10" . h² 4-39"

19w - 3000K
2380 lumen
CRI>80

CE EAC IP20 LED




8160/SG

W 120 . D 26 . h¹ 26 . h² 10-100
W 47" . D 10" . h¹ 10" . h² 4-39"

18w - 3000K
650 lumen
CRI>80

CE EAC IP20 LED



Design by

Roberta Vitadello

Stefano Traverso

SUSPENSION



Greta

Lampada a sospensione con struttura in metallo con finitura oro chiaro o nichel e diffusore in cristallo soffiato intagliato a mano.

Suspension lamp with metal frame in light gold or nickel finish and hand-cut blown crystal diffuser.




8161/S

Ø 26 . h¹ 167 . h² 10-100
Ø 10" . h¹ 66" . h² 4-39"

24w - 3000K
870 lumen
CRI>80

CE EAC IP20 LED



Design by

Roberta Vitadello

Stefano Traverso

Amelie

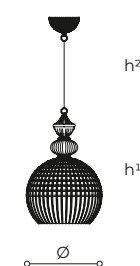




Lampade a sospensione, tavolo e terra in cristallo intagliato trasparente e teak. Metallo con finitura bianco, oro nichel e nichel.

Collection of suspension, table and floor lamps in teak crystal, metal with nickel and white metal finish structure and fabric shades.


SUSPENSION



8162/SP

Ø 30 . h¹ 46 . h² 10-100
Ø 12" . h¹ 18" . h² 4-39"

16w - 3000K
1400 lumen
CRI>80



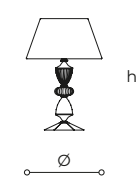
8162/SG

Ø 30 . h¹ 77 . h² 10-100
Ø 12" . h¹ 30" . h² 4-39"

16w - 3000K
1400 lumen
CRI>80



TABLE



8162/LP

Ø 36 . h 53
Ø 14" . h 21"

1x10w - E27 - Led



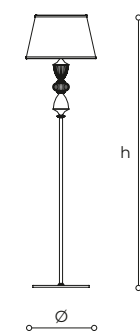
8162/LG

Ø 53 . h 78
Ø 21" . h 31"

1x14w - E27 - Led



FLOOR



8162/P

Ø 45 . h 175
Ø 18" . h 69"

1x14w - E27 - Led



Design by

Roberta Vitadello

Stefano Traverso



Brigitta

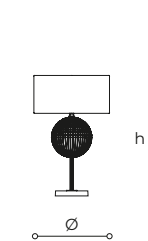
Fill up on beauty



Lampade da tavolo e parete in metallo con finitura oro nickel, cristallo intagliato trasparente e teak con diffusore in tessuto colore tortora.

Table and wall lamp in metal with gold nickel finish, carved clear and teak crystal and dove colour fabric shade.

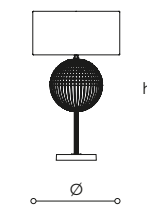
TABLE



8160/LP

Ø 30 . h 48
Ø 12" . h 19"

1x6w - E14 - Led



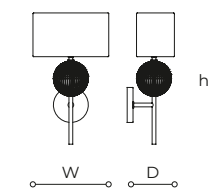
8160/LG

Ø 38 . h 65
Ø 15" . h 26"

1x14w - E27 2,5w Led - Led



WALL



8160/AP

W 26 . D 18 . h 45
W 10" . D 7" . h 18"

1x6w - E14 - Led



Design by

Roberta Vitadello

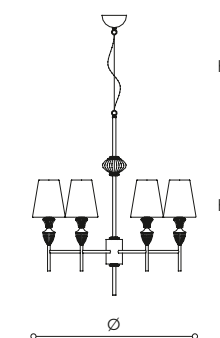
Stefano Traverso

SUSPENSION



Lampada a sospensione in cristallo teak, struttura in metallo con finitura nichel e bianco e diffusori in tessuto.

Suspension lamp with teak hand carved crystal, structure with nickel and white finish and fabric lampshade.



8162/8

Ø 80 . h¹ 90 . h² 10-100
 Ø 31" . h¹ 35" . h² 4-39"

8x3,5w - G9 - Led

CE ENEC IP20

NK + B

GIUNO

8162

Design by

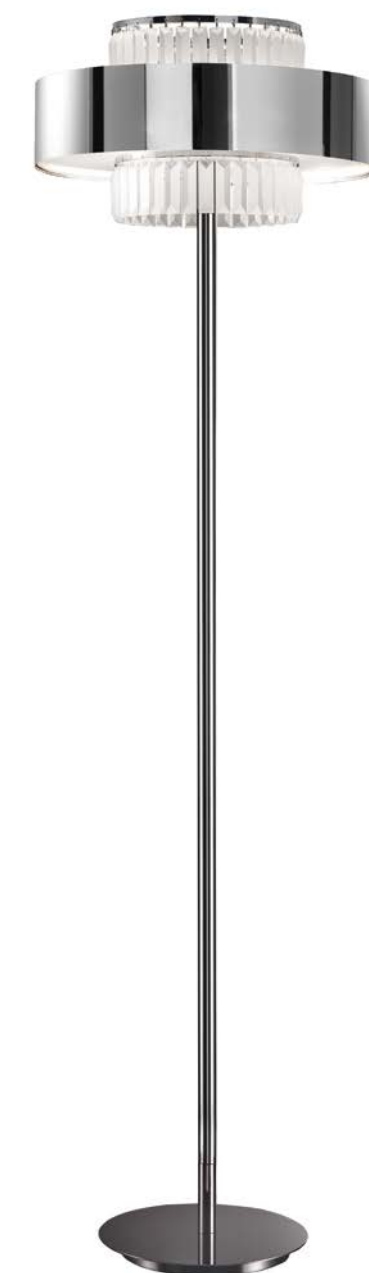
Roberta Vitadello

Stefano Traverso

Collezione di lampade a sospensione, parete e terra con struttura in metallo in finitura oro satinato o cromo, diffusore in metallo in finitura oro o cromo e pendagliera in vetro acidato.

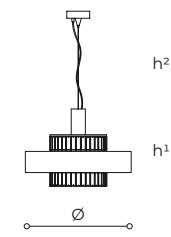
Collection of suspension, floor and wall lamps with satin gold or chrome metal structure, lampshade with gold or chrome metal and etched glass pendants.

CRONO





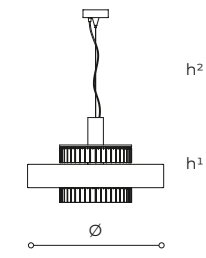
SUSPENSION



734/60-M

Ø 60 . h¹ 44 . h² 10-100
 Ø 24" . h¹ 17" . h² 4-39"

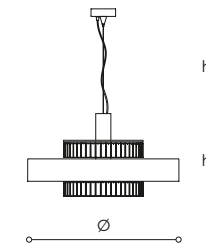
6x6w - E14 - Led



734/70-M

Ø 70 . h¹ 46 . h² 10-100
 Ø 28" . h¹ 18" . h² 4-39"

6x6w - E14 - Led



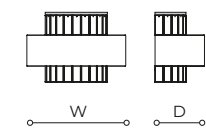
734/80-M

Ø 80 . h¹ 46 . h² 10-100
 Ø 31" . h¹ 18" . h² 4-39"

8x6w - E14 - Led



WALL



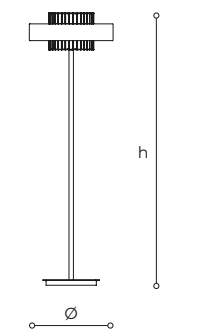
734/AP-M

W 32 . D 16 . h 22
 W 13" . D 6" . h 9"

2x6w - E14 - Led



FLOOR



734/P-M

Ø 50 . h 175
 Ø 20" . h 69"

6x6w - E14 - Led





Spillo

Design by

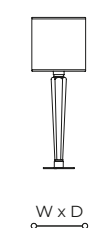
Italamp Studio

Lampade a parete e tavolo in
cristallo intagliato e metallo con
finitura cromo, diffusore in tessuto
blu.

*Table and wall lamps in carved
crystal and metal with chrome
finish, blue fabric shade.*



TABLE



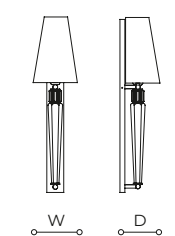
8057/LG

W 21 . D 21 . h 59
W 8" . D 8" . h 23"

1x14w - E27 - Led



WALL



8057/AP

W 19 . D 16 . h 71
W 7" . D 6" . h 28"


1x10w - E27 - Led





Design by

Caberlon Caroppi



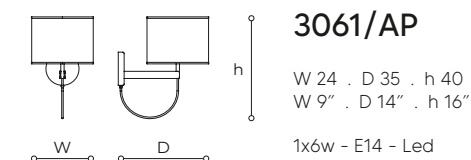
Lily



Lampade da tavolo, terra e parete in metallo con finitura oro chiaro e diffusore in tessuto.

Table, floor and wall lamps in metal with light gold finish and fabric diffuser.

WALL



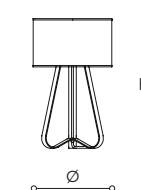
3061/AP

W 24 . D 35 . h 40
W 9" . D 14" . h 16"

1x6w - E14 - Led



TABLE



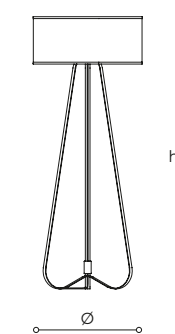
3061/L

Ø 28 . h 47
Ø 11" . h 19"

1x10w - E27 - Led



FLOOR



3061/P

Ø 70 . h 175
Ø 28" . h 69"

3x10w - E27 - Led





Agata

Design by

Italamp Studio

Lampade da tavolo e terra in metallo con finitura bianco e cromo o nero e cromo, dettaglio in vetro e diffusore in tessuto bianco o nero.

Collection of floor and table lamps with white and chrome or black and chrome metal finish. Glass detail and white or black fabric shade.



TABLE

	<p>7015/LP</p> <p>Ø 30 . h 55 Ø 12" . h 22"</p> <p>1x14w - E27 - Led</p> <p> </p> <p> </p>		<p>7015/LG</p> <p>Ø 36 . h 66 Ø 14" . h 26"</p> <p>1x14w - E27 - Led</p> <p> </p> <p> </p>
--	-------------------------------------------------------------------------------------------------------	--	-------------------------------------------------------------------------------------------------------

FLOOR

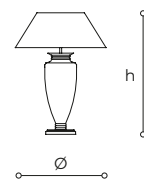
	<p>7015/P</p> <p>Ø 45 . h 170 Ø 18" . h 67"</p> <p>1x14w - E27 - Led</p> <p> </p> <p> </p>
--	-------------------------------------------------------------------------------------------------------



Lampada da tavolo in vetro soffiato con base in metallo finitura nichel e diffusore in tessuto nero.

Table lamp in blown glass with metal base in nickel finish. Black fabric shade.

TABLE



8310/LT

Ø 65 . h 87
Ø 26" . h 34"

1x14w - E27 - Led


UL US CE ENEC IP20



Ambrosia

To see
beauty

is to see
light.



Design by

Lampada a sospensione in vetro con finitura metallizzata titanio, verde acqua o ramato e metallo in finitura canna di fucile, cromo o oro.

Suspension lamp with titanium, green water and coppered shiny coating glass diffusers and metal structure with iron grey, gold or chrome finish.



Rosè

Daniilo De Rossi









Lampade a sospensione, terra, parete e tavolo in vetro metallizzato oro rosa, titanio, oro o trasparente e metallo cromo, canna di fucile o oro.

Collection of suspension, table, floor and wall lamps with rose gold, gold, titanium and transparent shiny coating glass diffusers and metal structure with iron grey, gold or chrome finish.

L'essenza dell'eleganza racchiusa in un calice luminoso.

The essence of elegance encapsulated in a luminous chalice.



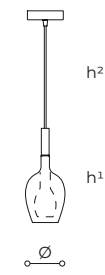
CORDLESS



3050



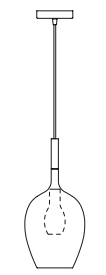
SUSPENSION



3050/S1

Ø 13 . h¹ 30 . h² 10-100
 Ø 5" . h¹ 12" . h² 4-39"

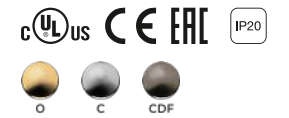
1x6w - E14 - Led



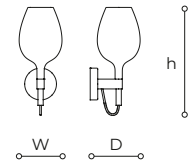
3050/SG

Ø 20 . h¹ 43 . h² 10-100
 Ø 8" . h¹ 17" . h² 4-39"

1x6w - E14 - Led



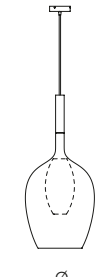
WALL



3050/AP1

W 13 . D 16 . h 30
 W 5" . D 6" . h 12"

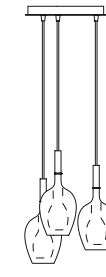
1x3,5w - G9 - Led



3050/G

Ø 40 . h¹ 90 . h² 10-150
 Ø 16" . h¹ 35" . h² 4-59"

1x14w - E27 - Led



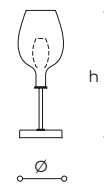
3050/S3

Ø 33 . h¹ 30 . h² 10-100
 Ø 13" . h¹ 12" . h² 4-39"

3x6w - E14 - Led



TABLE

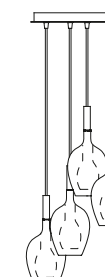


3050/LPB



Ø 13 . h 36
 Ø 5" . h 14"

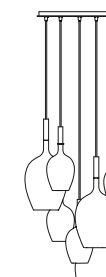
2,2w - 3000K
 180 lumen
 CRI>80



3050/S4

Ø 33 . h¹ 30 . h² 10-100
 Ø 13" . h¹ 12" . h² 4-39"


4x6w - E14 - Led



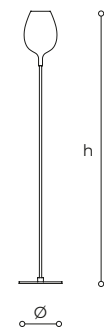
3050/SG7

Ø 50 . h¹ 85 . h² 10-100
 Ø 20" . h¹ 33" . h² 4-39"

7x6w - E14 - Led



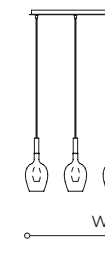
FLOOR



3050/P1

Ø 26 . h 165
 Ø 10" . h 65"


1x6w - E14 - Led



3050/LS5

W 100 . D 13 . h¹ 30 . h² 10-100
 W 39" . D 5" . h¹ 12" . h² 4-39"

5x6w - E14 - Led

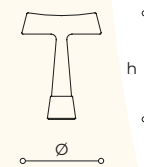




Lampada da tavolo in vetro soffiato sfumato bianco e calotta trasparente con specchiatura nei colori oro o titanio. Base metallica in oro chiaro, canna di fucile o bianco.

Glass table lamp in white shaded glass and top diffuser with metallic gold or titanium colours. Metal base with light gold, iron grey or white finish.


TABLE



3058/LG

Ø 36 . h 48
Ø 14" . h 19"

1x6w - GU10 - Led



3058

Design by

THDP

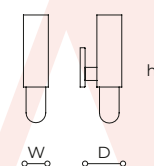


LUCREZIA

Lampada a parete in metallo con finitura brunito antico e diffusori in vetro bianco.

Wall lamp with metal structure in antique burnished finish and white glass diffusers.

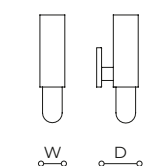
WALL



4027/AP

W 8 . D 13 . h 33
W 3" . D 5" . h 13"

6,4w - 3000K
740 lumen
CRI>80



4027/AP IP45

W 8 . D 13 . h 33
W 3" . D 5" . h 13"

6,4w - 3000K
740 lumen
CRI>80



Design by

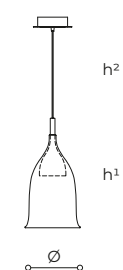
Defne Koz + Marco Susani

SUSPENSION



Lampada a sospensione in vetro con finitura oro sfumato, bianco sfumato o trasparente. Struttura metallica in bianco opaco, oro chiaro o nero opaco.

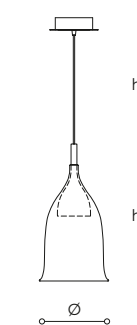
Glass pendant with gold shaded, white shaded or transparent finish. Metal structure with matt white, light gold or matt black finish.



4032/SP

Ø 17 . h¹ 34 . h² 10-100
Ø 7" . h¹ 13" . h² 4-39"

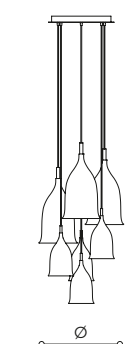
9w - 3000K
1200 lumen
CRI>80



4032/S

Ø 26 . h¹ 43 . h² 10-100
Ø 10" . h¹ 17" . h² 4-39"

26w - 3000K
3000 lumen
CRI>80



4032/S7

Ø 40 . h¹ 100 . h² 10-100
Ø 16" . h¹ 39" . h² 4-39"

114w - 3000K
13800 lumen
CRI>80



Nola

Design by

Defne Koz + Marco Susani

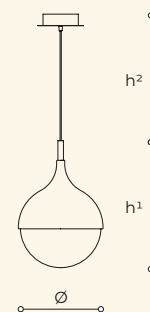
SUSPENSION

CORA



Lampada a sospensione composta da una cupola in vetro sfumato bianco, oro o cromo e diffusore in vetro sfumato bianco. Struttura metallica con finitura bianco, oro chiaro o cromo.

Pendant composed of a glass dome in white, gold or chrome shaded colour and white shaded glass diffuser. Metal structure with white, light gold or chrome finish.



4033/S

Ø 33 . h¹ 50 . h² 10-100
Ø 13" . h¹ 20" . h² 4-39"

26w - 3000K
3000 lumen
CRI>80

CE EAC IP20 LED



Design by

Virginia Cei

A gaze
that warms
the heart



Aurora



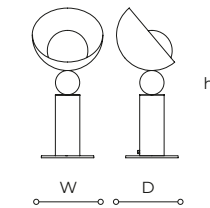
Collezione di lampade a sospensione, plafone, terra, tavolo e parete con struttura e parti decorative in metallo nei colori bianco antico, giallo alba, baby blue, baby pink e cappuccino. Sfera centrale con finitura in oro chiaro spazzolato. Diffusore in vetro bianco.

Collection of suspension, ceiling, floor, table and wall lamps with structure and decorative parts in metal available in ancient white, yellow sunrise, baby blue, baby pink and cappuccino. Middle sphere with brushed light gold finish. Diffuser in white glass.






TABLE

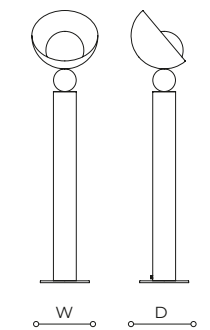


796/LT

W 35 . D 30 . h 74
W 14" . D 12" . h 29"
1x14w - E27 - Led




FLOOR

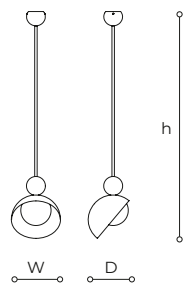


796/P

W 35 . D 30 . h 145
W 14" . D 12" . h 57"
1x14w - E27 - Led




SUSPENSION



796/SP

W 26 . D 21 . h 120
W 10" . D 8" . h 47"
1x6w - E14 - Led

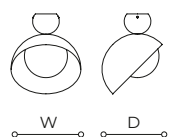


796/SG

W 35 . D 30 . h 120
W 14" . D 12" . h 47"
1x14w - E27 - Led

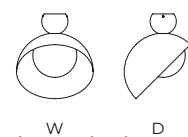


CEILING



796/PL

W 26 . D 21 . h 31
W 10" . D 8" . h 12"
1x6w - E14 - Led

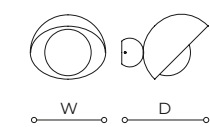


796/PLG

W 35 . D 30 . h 41
W 14" . D 12" . h 16"
1x14w - E27 - Led



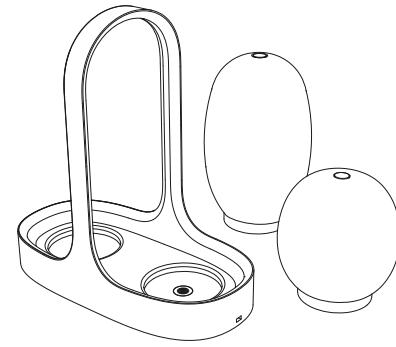
WALL



796/AP

W 26 . D 31 . h 21
W 10" . D 12" . h 8"
1x6w - E14 - Led



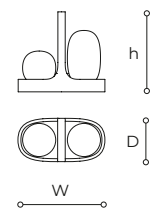


Lampada cordless compatta composta da due diffusori removibili in vetro soffiato bianco con sensore touch per la regolazione. Struttura in materiale plastico bianco.

Cordless lamp with two white removable blown glass diffusers. Structure in plastic material with glossy white finish.



TABLE



4029/L2



W 29 . D 14 . h 30
W 11" . D 6" . h 12"

4,4w - 3000K
500 lumen
CRI>80



Duo

Design by

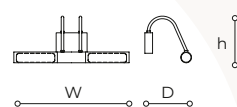
Roberta Vitadello

Lampada a parete in metallo con
finitura cromo, oro o canna di fucile.

Wall lamp in metal with chrome, gold or
iron grey finish.



WALL

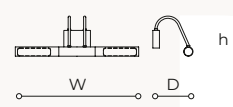


3032/AP45

W 45 . D 18 . h 19
W 18" . D 7" . h 7"

4w - 3000KK
400 lumen
CRI>80

CE EAC IP20 LED



3032/AP60

W 60 . D 18 . h 19
W 24" . D 7" . h 7"

6w - 3000KK
640 lumen
CRI>80

CE EAC IP20 LED





Design by

Marc Sadler



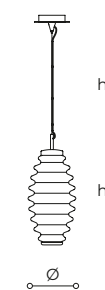
Grand Collier

T1800

Collezione di lampade a sospensione, terra e tavolo con diffusore in vetro soffiato bianco. Parti metalliche con finitura in canna di fucile.

Collection of pendant, floor and table lamps with white or white shaded blown glass diffuser. Metal structures with iron grey finish.

SUSPENSION




T1800/S1

Ø 22 . h¹ 49 . h² 10-100
Ø 9" . h¹ 19" . h² 4-39"

7,8w - 3000K
1000 lumen
CRI>80



TABLE



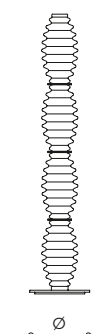
T1800/LG

Ø 24 . h 55
Ø 9" . h 22"

16w - 3000K
1700 lumen
CRI>90



FLOOR



T1800/P

Ø 36 . h 168
Ø 14" . h 66"

28w - 3000K
3400 lumen
CRI>90



Solene



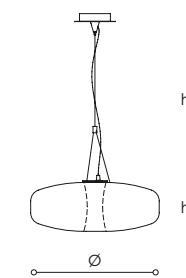
4040



Collezione di lampade a sospensione, tavolo e parete in vetro soffiato con finitura metallizzata in blu-viola sfumato o oro sfumato. Diffusore interno in vetro soffiato bianco con intagli a mano. Struttura metallica con finitura canna di fucile.

Collection of suspension, table and wall lamps in blown glass with shaded blue violet or shaded gold finish. Internal diffuser in hand-carved white blown glass diffuser. Metal structure with iron grey finish.

SUSPENSION



4040/S

Ø 50 . h¹ 20 . h² 10-100
Ø 20" . h¹ 8" . h² 4-39"

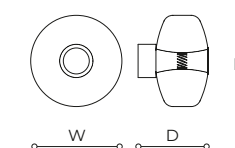
15,5w - 3000K
2000 lumen
CRI>80

CE ENEC IP20 LED



CDF

WALL



4040/AP

W 33 . D 25 . h 33
W 13" . D 10" . h 13"

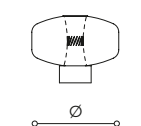
7,8w - 3000K
1000 lumen
CRI>80

CE ENEC IP20 LED



CDF

TABLE



4040/L

Ø 33 . h 25
Ø 13" . h 10"

7,8w - 3000K
1000 lumen
CRI>80

CE ENEC IP20 LED



CDF

Design by _____

THDP



Valentina

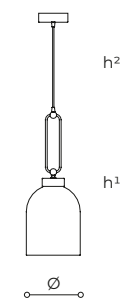




Lampada a sospensione e parete in metallo con finitura oro spazzolato o canna di fucile e diffusore in vetro rosso, fumé o agata.

Collection of suspension and wall lamps in metal with brushed gold or iron grey finish and red, smoked or agatha glass diffuser.

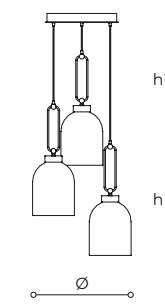
SUSPENSION



4025/S

Ø 24 . h¹ 68 . h² 10-100
Ø 9" . h¹ 27" . h² 4-39"

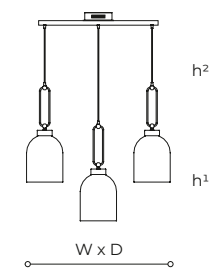
8w - 3000K
900 lumen
CRI>80



4025/S Comp.A

Ø 56 . h¹ 68 . h² 10-100
Ø 22" . h¹ 27" . h² 4-39"

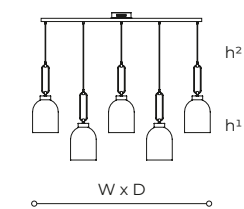
24w - 3000K
2700 lumen
CRI>80



4025/S Comp.B

W 95 . D 24 . h¹ 68 . h² 10-100
W 37" . D 9" . h¹ 27" . h² 4-39"

24w - 3000K
2700 lumen
CRI>80



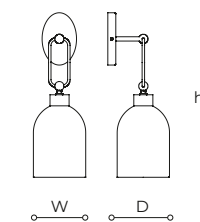
4025/S Comp.C

W 166 . D 24 . h¹ 68 . h² 10-100
W 65" . D 9" . h¹ 27" . h² 4-39"

40w - 3000K
4500 lumen
CRI>80




WALL



4025/APG

W 17 . D 20 . h 54
W 7" . D 8" . h 21"

8w - 3000K
900 lumen
CRI>80





Design by

Defne Koz + Marco Susani



volumes & colors

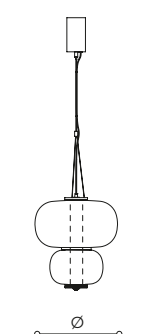


Collezione di lampade a sospensione e tavolo in vetro soffiato blu avio, fumè e rosa salmone. Diffusore interno in cristallo inciso. Struttura in metallo con finitura canna di fucile.

Collection of suspension and table lamps in glass available in three colors: blue avio, smoked and salmon pink. Hand-carved crystal diffuser. Metal structure with iron grey finish.



SUSPENSION



8175/S

Ø 40 . h¹ 44 . h² 35-150
Ø 16" . h¹ 17" . h² 14-59"

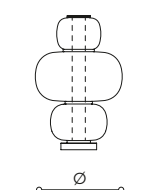
20w - 3000K
1330 lumen
CRI>90

CE ENEC IP20 LED



CDF

TABLE



8175/LT

Ø 40 . h 61
Ø 16" . h 24"

17w - 3000K
1350 lumen
CRI>90

CE ENEC IP20 LED



CDF

Design by

THDP



Caterina

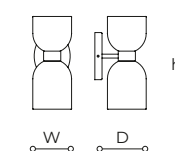




Lampade da tavolo, terra e parete in metallo con finitura in oro spazzolato e diffusore in vetro bianco e verde o bianco e agata.

Collection of wall, table and floor lamps in metal with brushed gold finish with white and green or white and agatha glass diffusers.

WALL



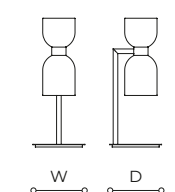
4026/AP2

W 14 . D 19 . h 34
W 6" . D 7" . h 13"

6,4w - 3000K
740 lumen
CRI>80



TABLE



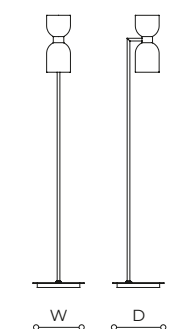
4026/LG

W 22 . D 22 . h 56
W 9" . D 9" . h 22"

6,4w - 3000K
740 lumen
CRI>80



FLOOR



4026/P

W 30 . D 30 . h 160
W 12" . D 12" . h 63"

6,4w - 3000K
740 lumen
CRI>80



Design by

Roberta Vitadello

Stefano Traverso

Licio

Trasparenze e volumi si
fondono dando vita a creazioni
che catturano la luce.

*Transparency and volume
merge to create designs that
capture light.*





LICIO

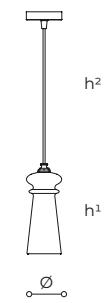
Collezione di lampade a sospensione e parete in vetro trasparente con struttura in metallo con finitura rame spazzolato, nero opaco, oro chiaro e nichel.

Collection of suspension and wall lamps with clear glass and metal structure with brushed copper, matt black, light gold or nickel finishes.





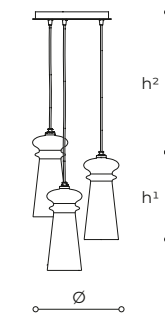

SUSPENSION



2296/S1

Ø 13 . h¹ 32 . h² 10-100
 Ø 5" . h¹ 13" . h² 4-39"

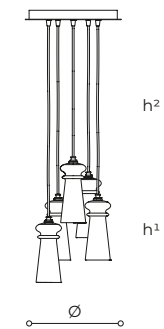
1x6w - E14 - Led



2296/SG3

Ø 33 . h¹ 32 . h² 10-100
 Ø 13" . h¹ 13" . h² 4-39"

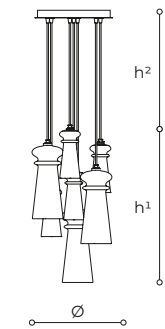
3x6w - E14 - Led



2296/SP5

Ø 33 . h¹ 22 . h² 10-100
 Ø 13" . h¹ 9" . h² 4-39"

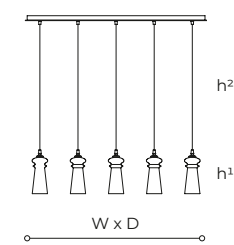
5x6w - E14 - Led



2296/SG7

Ø 36 . h¹ 65 . h² 10-100
 Ø 14" . h¹ 26" . h² 4-39"

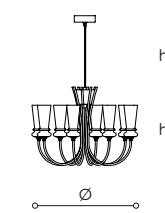

7x6w - E14 - Led



2296/L5

W 100 . D 9 . h¹ 22 . h² 10-100
 W 39" . D 4" . h¹ 9" . h² 4-39"

5x6w - E14 - Led



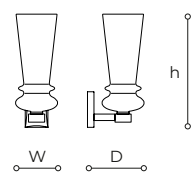
2296/8

Ø 72 . h¹ 47 . h² 10-100
 Ø 28" . h¹ 19" . h² 4-39"

8x6w - E14 - Led



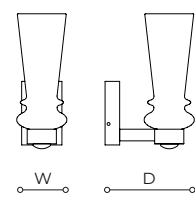
WALL



2296/APP

W 9 . D 15 . h 24
 W 4" . D 6" . h 9"

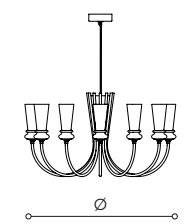
1x6w - E14 - Led



2296/APG

W 13 . D 17 . h 35
 W 5" . D 7" . h 14"



1x6w - E14 - Led



2296/12

Ø 85 . h¹ 47 . h² 10-100
 Ø 33" . h¹ 19" . h² 4-39"

12x6w - E14 - Led



2296/12 Ø100

Ø 100 . h¹ 52 . h² 10-100
 Ø 39" . h¹ 20" . h² 4-39"

12x6w - E14 - Led





Gradient

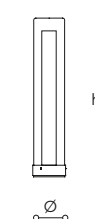


T1802

Lampade da terra e tavolo composta da due cilindri in vetro trasparente, uno incluso nell'altro, con decorazioni in bianco sfumato con dissolvenze convergenti. Base metallica con finitura canna di fucile.

Table and floor lamps composed of two clear glass cylinders, one included in the other, with white shaded effect for convergent nuances. Metal base with iron grey finish.

TABLE



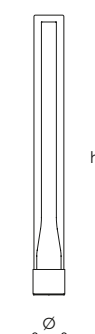
T1802/LT

Ø 12 . h 61
Ø 5" . h 24"

9w - 3000K
1200 lumen
CRI>80



FLOOR



T1802/P

Ø 16 . h 143
Ø 6" . h 56"

26w - 3000K
3300 lumen
CRI>80



La

Design by


Camilla Bellini

Lampada da tavolo realizzata con la tecnica del soffio in gabbia. Metallo in finitura oro chiaro e vetro diffusore bianco.

Table lamp made using the cage blowing technique. Light gold metal cage and white glass diffuser.



TABLE



T1803/LGE

W 32 . D 27 . h 42
W 13" . D 11" . h 17"

1x20w - E27 - Led

UL US CE ENEC IP20



A background of lightbulb silhouettes in a light grey color, arranged in a repeating pattern on a white background.

Light
begins

A background of glowing lightbulbs in various shapes and colors (gold, silver, and clear) against a solid pink background. The lightbulbs are hanging from thin wires.

darkness
ends.

Design by

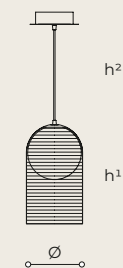
Danilo De Rossi

SUSPENSION

Muna

Lampada a sospensione composta da diffusore in vetro bianco interno e vetro esterno rigato blu sfumato o oro sfumato. Struttura in metallo oro chiaro o cromo.

Suspension with blown white glass encased in a clear ruled dome with gold or blue shaded finish. Light gold or chrome metal structure.

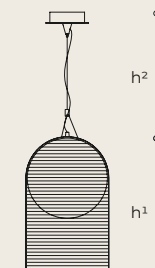


4030/SP

Ø 21 . h¹ 37 . h² 10-100
Ø 8" . h¹ 15" . h² 4-39"

7,8w - 3000K
1000 lumen
CRI>80

CE EAC IP20 LED




4030/SG

Ø 30 . h¹ 55 . h² 10-100
Ø 12" . h¹ 22" . h² 4-39"

15,5w - 3000K
2000 lumen
CRI>80

CE EAC IP20 LED



Design by

Danilo De Rossi

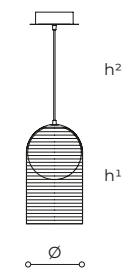
SUSPENSION

Lampada a sospensione composta da diffusore in vetro bianco interno e vetro esterno rigato con fascia rame. Struttura in metallo cromo.

Suspension with blown white glass encased in a clear ruled dome with copper shaded finish. Chrome metal structure.

Marta

4031

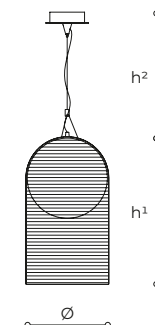


4031/SP

Ø 21 . h¹ 37 . h² 10-100
Ø 8" . h¹ 15" . h² 4-39"

7,8w - 3000K
1000 lumen
CRI>80

CE EAC IP20 LED



4031/SG

Ø 30 . h¹ 55 . h² 10-100
Ø 12" . h¹ 22" . h² 4-39"

15,5w - 3000K
2000 lumen
CRI>80

CE EAC IP20 LED



Martina Mumetta

Design by

Danilo De Rossi

Lampada da tavolo cordless in vetro soffiato rigato con finitura in blu sfumato e rame. Diffusore interno in vetro bianco. Struttura in metallo con finitura canna di fucile e rame spazzolato. Dettagli in cristallo con sensore touch per la regolazione.

Cordless table lamp with shaped blown glass with blue shaded or copper finish. White glass internal diffuser. Metal structure with iron grey or brushed copper finish. Crystal detail. Touch sensor for brightness adjustment.



TABLE

	4030/LP	CORDLESS		4031/LP	CORDLESS
	<p>Ø 11 . h 26 Ø 4" . h 10"</p> <p>2,2w - 3000K 250 lumen CRI>80</p>			<p>Ø 11 . h 26 Ø 4" . h 10"</p> <p>2,2w - 3000K 250 lumen CRI>80</p>	
	<p>CE EAC IP20 LED micro_B</p> <p> CDF</p>			<p>CE EAC IP20 LED micro_B</p> <p> COP</p>	

Cicla



Design by

Italamp Studio





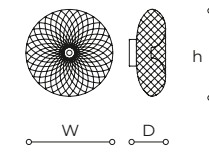
Lampade a sospensione, soffitto, parete e tavolo in vetro trasparente, bianco o fumè con dettagli in finitura canna di fucile, cromo o pietra di vicenza.

Collection of suspension, ceiling, wall and table lamps in transparent, white or smoked glass with iron grey, chrome or Vicenza stone details.



CICLA

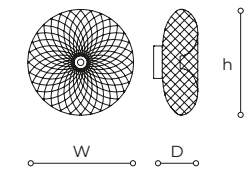
WALL



203/AP30

W 30 . D 14 . h 30
W 12" . D 6" . h 12"

16w - 3000K
1800 lumen
CRI>80



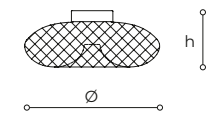
203/AP

W 50 . D 20 . h 50
W 20" . D 8" . h 20"

21w - 3000K
2500 lumen
CRI>80



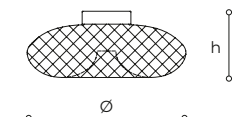
CEILING



203/PL30

Ø 30 . h 14
Ø 12" . h 6"

16w - 3000K
1800 lumen
CRI>80



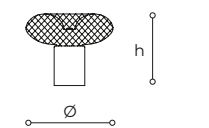
203/PL

Ø 50 . h 20
Ø 20" . h 8"

21w - 3000K
2500 lumen
CRI>80



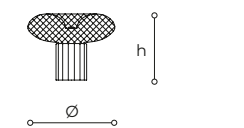
TABLE



203/LG

Ø 50 . h 40
Ø 20" . h 16"

21w - 3000K
2500 lumen
CRI>80



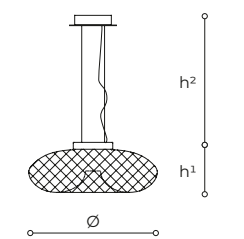
203/LGV

Ø 50 . h 38
Ø 20" . h 15"

21w - 3000K
2500 lumen
CRI>80



SUSPENSION



203/50S

Ø 50 . h¹ 20 . h² 10-100
Ø 20" . h¹ 8" . h² 4-39"

21w - 3000K
2500 lumen
CRI>80



Design by

Alberto Ghirardello

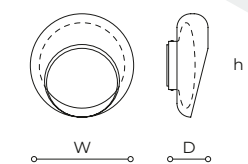


Glass textures

Lampada da parete composta da due parti in vetro artistico soffiato, involucro in finitura alabastro, nero o bianco, diffusore interno in ballotòn bianco.

Wall lamp composed of two artistic blown glasses, external glass in alabaster, black or milky white finish, internal diffuser with white Ballotòn glass.

WALL



214/AP

W 30 . D 12 . h 30
W 12" . D 5" . h 12"

15,5w - 3000K
2000 lumen
CRI>80

CE ENEC IP20 LED



Tasha

Design by

Virginia Cei

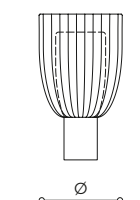
Universale



Lampada da tavolo in cristallo intagliato con diffusore interno in vetro soffiato e satinato. Base in metallo con finitura champagne opaco, bronzo opaco o nero opaco.

Table lamp in carved crystal with internal diffuser in blown and satin glass. Metal base with matt champagne, matt bronze or matt black finish.

TABLE



8148/LG

Ø 30 . h 44
Ø 12" . h 17"

9w - 3000K
1200 lumen
CRI>80

CE EAC IP20 LED

MB CH BRO

Design by

Roberta Vitadello

Lampade da tavolo in cristallo con struttura metallica cromo e diffusore in tessuto.

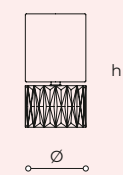
Table lamp in crystal with chrome metal finish and fabric shade.



ZOE

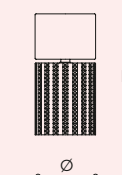


TABLE



8170/LP

Ø 16 . h 30
Ø 6" . h 12"
1x3,5w - G9 - Led



8171/LG

Ø 16 . h 32
Ø 6" . h 13"
1x3,5w - G9 - Led





Design by

Roberta Vitadello

Matilda

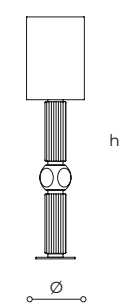




Lampade da tavolo e terra con struttura in metallo con finitura oro chiaro, corpo in vetro soffiato colorato e diffusore in tessuto. Disponibile in varianti cromatiche.

Floor and table lamps with metal structure in light gold finish, blown glass body and fabric shade. Available in different colours.

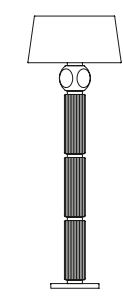
FLOOR



8173/P2

Ø 44 . h 167
Ø 17" . h 66"

1x14w - E27 - Led



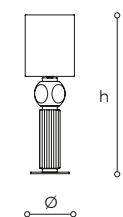
8173/P3

Ø 62 . h 179
Ø 24" . h 70"

3x10w - E27 - Led



TABLE



8173/P1

Ø 37 . h 110
Ø 15" . h 43"

1x14w - E27 - Led



Design by

Danilo De Rossi



Nuce

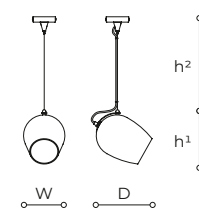




Lampada a sospensione con diffusore in vetro soffiato, disponibile in cinque texture e colori: trasparente, fumé, tortora, nero sfumato e verde oliva, metallo con finitura cromo o canna di fucile.

Suspension lamp with blown glass diffuser available in five glass finishes and colours: clear, smoked, dove, shaded black and olive green, metal with chrome or iron grey finish.

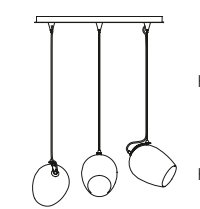
SUSPENSION



4011/S

W 18 . D 26 . h¹ 24 . h² 10-100
W 7" . D 10" . h¹ 9" . h² 4-39"

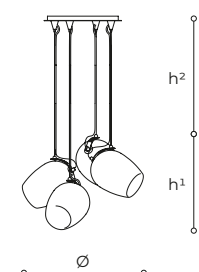
1x6w - E14 - Led



4011/S Comp.A

W 80 . D 26 . h¹ 24 . h² 10-100
W 31" . D 10" . h¹ 9" . h² 4-39"

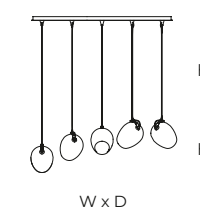
3x6w - E14 - Led



4011/S Comp.B

Ø 60 . h¹ 24 . h² 10-100
Ø 24" . h¹ 9" . h² 4-39"

4x6w - E14 - Led



4011/S Comp.C

W 130 . D 26 . h¹ 24 . h² 10-100
W 51" . D 10" . h¹ 9" . h² 4-39"

5x6w - E14 - Led





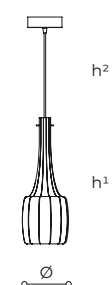
Lampada a sospensione con diffusore in vetro soffiato, disponibile in quattro colori: trasparente, fumé, tortora e verde oliva, metallo con finitura canna di fucile.

Pendant lamp with blown glass diffusers available in four colours: transparent, smoked, dove and olive green, metal with iron grey finish.

Design by

Daniilo De Rossi

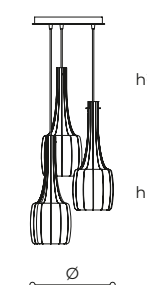
SUSPENSION



4010/S

Ø 18 . h¹ 48 . h² 10-100
Ø 7" . h¹ 19" . h² 4-39"

1x6w - E14 - Led



4010/S Comp.A

Ø 40 . h¹ 48 . h² 10-100
Ø 16" . h¹ 19" . h² 4-39"

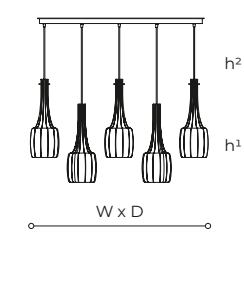
3x6w - E14 - Led



4010/S Comp. B

W 64 . D 18 . h¹ 48 . h² 10-100
W 25" . D 7" . h¹ 19" . h² 4-39"

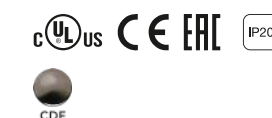
3x6w - E14 - Led




4010/S Comp. C

W 100 . D 18 . h¹ 48 . h² 10-100
W 39" . D 7" . h¹ 19" . h² 4-39"

5x6w - E14 - Led



Bossanova



Mura

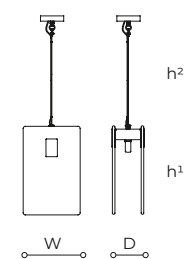




Lampade a sospensione e soffitto in vetro colato disponibile in diversi colori. Dettagli in metallo con finitura cromo.

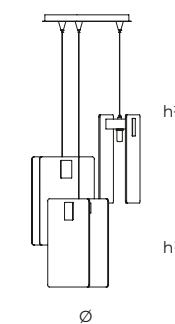
Suspension and ceiling lamps in cast glass with metal details in chrome finish. Available in different colours.

SUSPENSION

**T1000/S**

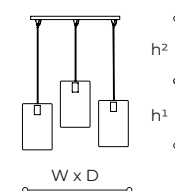
W 27 . D 15 . h¹ 42 . h² 10-100
W 11" . D 6" . h¹ 17" . h² 4-39"

1x6w - E14 - Led

**T1000/S Comp.A**

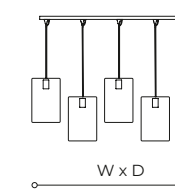
Ø 30 . h¹ 42 . h² 10-100
Ø 12" . h¹ 17" . h² 4-39"

3x6w - E14 - Led

**T1000/S Comp.B**

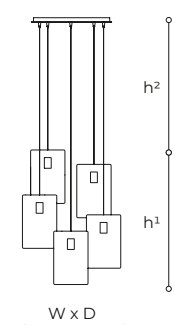
W 93 . D 15 . h¹ 42 . h² 10-100
W 37" . D 6" . h¹ 17" . h² 4-39"

3x6w - E14 - Led

**T1000/S Comp.C**

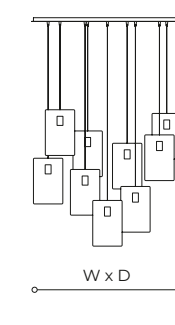
W 159 . D 15 . h¹ 42 . h² 10-100
W 63" . D 6" . h¹ 17" . h² 4-39"

5x6w - E14 - Led

**T1000/S5**

W 80 . D 31 . h¹ 100 . h² 10-100
W 31" . D 12" . h¹ 39" . h² 4-39"

5x6w - E14 - Led

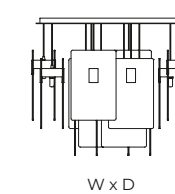
**T1000/S9**

W 139 . D 31 . h¹ 120 . h² 10-100
W 55" . D 12" . h¹ 47" . h² 4-39"

9x6w - E14 - Led



CEILING

**T1000/PL16**

W 96 . D 96 . h 82
W 38" . D 38" . h 32"

16x6w - E14 - Led



T1000

Cheers



Lampade da tavolo in vetro con dettagli in metallo cromato o oro.

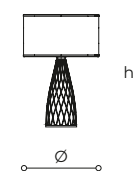
Table lamp in glass with chrome and gold metal finish.

Design by

Stefano Traverso



TABLE

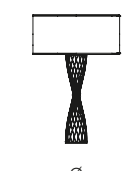


2400/LP

Ø 27 . h 40
Ø 11" . h 16"

1x14w - E27 - Led

cUL US CE ENEC IP20



2400/LG

Ø 44 . h 70
Ø 17" . h 28"

1x14w - E27 - Led

cUL US CE ENEC IP20




Design by

Roberta Vitadello



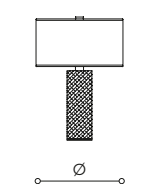
ALBA



Lampada da tavolo in cristallo intagliato con diffusore in tessuto nero. Dettagli in metallo con finitura cromo.

Table lamp in carved crystal and black fabric shade. Metal details with chrome finish.

TABLE



8168/LG

Ø 42 . h 59
Ø 17" . h 23"

2x14w - E27 - Led

cUL US CE ENEC IP20



A perfect harmony



Lampada a sospensione in metallo con finitura oro chiaro e diffusore in cristallo intagliato.

Suspension lamp in metal with light gold finish and carved crystal diffuser.

Ritmico

SUSPENSION



302/40

Ø 42 . h 75
Ø 17" . h 30"

24w - 3000K
1800 lumen
CRI>80

CE ENEC IP20 LED



Design by

Roberta Vitadello

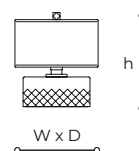


Lampada da tavolo in cristallo trasparente intagliato e diffusore in tessuto marrone. Dettagli in metallo cromo.

Table lamp in clear carved crystal with brown fabric shade. Metal details with chrome finish.

Zagara

TABLE



8165/LP

W 28 . D 19 . h 31
W 11" . D 7" . h 12"

1x6w - E14 - Led

UL US CE ENEC IP20

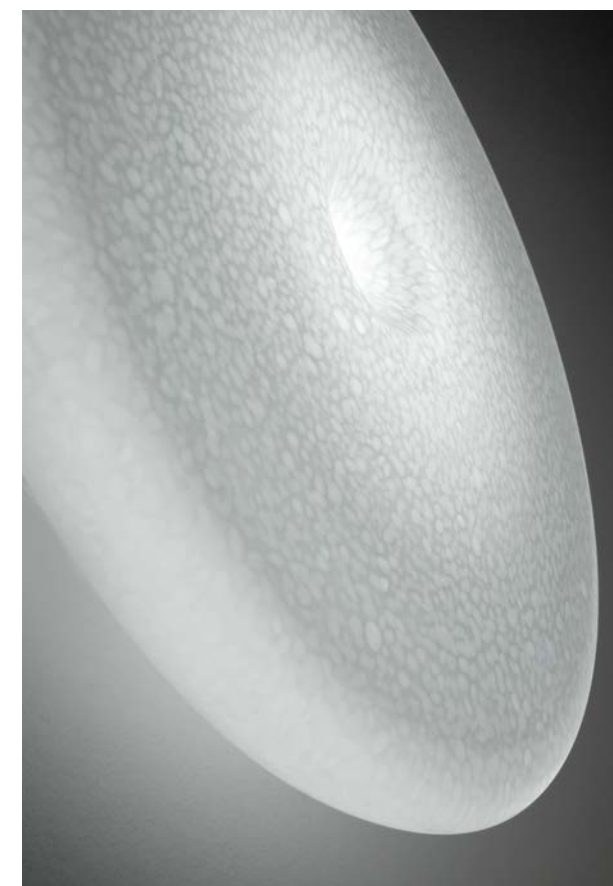


Design by

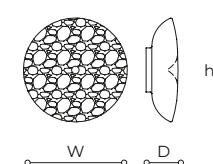
Danilo De Rossi

Lampada da parete e soffitto in vetro artistico soffiato con superficie porifera. Struttura metallica con finitura bianca.

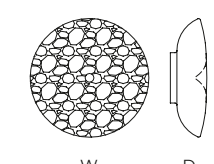
Wall or ceiling lamp made of blown art glass with porous surface. Structure metal with white finish.



WALL



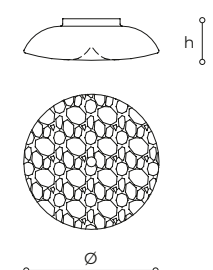
212/AP
 W 33 . D 10 . h 33
 W 13" . D 4" . h 13"
 12,5w - 3000K
 1600 lumen
 CRI>80



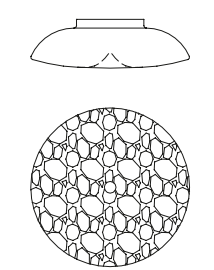
212/AP45
 W 42 . D 15 . h 42
 W 17" . D 6" . h 17"
 15,5W - 3000KK
 2000 lumen
 CRI>80



CEILING



212/PL
 Ø 33 . D 10
 Ø 13" . D 4"
 12,5W - 3000KK
 1600 lumen
 CRI>80



212/PL45
 Ø 42 . D 15
 Ø 17" . D 6"
 15,5W - 3000KK
 2000 lumen
 CRI>80



Crater

Design by

Matteo Bianchi

Lampada a sospensione in cristallo soffiato trasparente o acidato interno. Struttura metallica in nero opaco, canna di fucile o oro chiaro.

Pendant lamp with transparent or etched blown crystal diffuser. Metal structure with matt black, iron grey or light gold finishes.

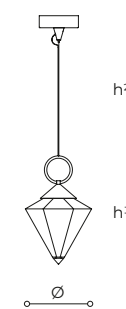


Donna

8307



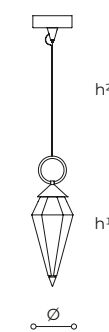
SUSPENSION



8307/SA

Ø 22 . h¹ 36 . h² 10-100
Ø 9" . h¹ 14" . h² 4-39"

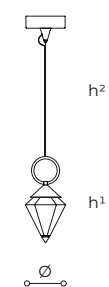
3,2w - 4000K
1400 lumen
CRI>80



8307/SB

Ø 14 . h¹ 43 . h² 10-100
Ø 6" . h¹ 17" . h² 4-39"

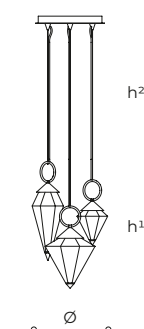
3,2w - 4000K
1400 lumen
CRI>80



8307/SC

Ø 13 . h¹ 29 . h² 10-100
Ø 5" . h¹ 11" . h² 4-39"

3,2w - 4000K
1400 lumen
CRI>80



8307/S3

Ø 30 . h¹ 55 . h² 10-100
Ø 12" . h¹ 22" . h² 4-39"

9,6w - 4000K
4200 lumen
CRI>80



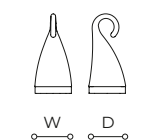
Ligea



Lampada cordless in vetro rigato soffiato sfumato bianco o acquamarina. Struttura in metallo con finitura canna di fucile. Sensore touch per la regolazione.

Cordless table lamp. with striped blown glass diffuser with white or aquamarine shaded finish. Metal structure with iron grey finish. Touch sensor for dimming.

TABLE



4039/L

CORDLESS

W 12 . D 12 . h 30
W 5" . D 5" . h 12"

2,2w - 3000K
250 lumen
CRI>80

CE EAC IP20 LED micro_B





In the
light



at all
times.

Design by

Italamp Studio

Airone



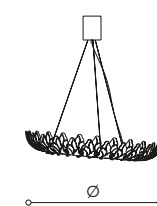


A perfect fusion of tradition and innovation

Lampada a sospensione in metallo con foglie in vetro satinato teak e metallo oro nichel.

Suspension with satin teak glass leaves and gold nickel metal finish.

SUSPENSION

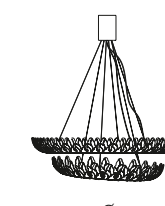


683/90

Ø 90 . h¹ 28 . h² 10-100
Ø 35" . h¹ 11" . h² 4-39"

58w - 3000K
6900 lumen
CRI>80

CE EAC IP20 LED



683/120

Ø 120 . h¹ 34 . h² 10-100
Ø 47" . h¹ 13" . h² 4-39"

100w - 3000K
12000 lumen
CRI>80

CE EAC IP20 LED



Pulsa



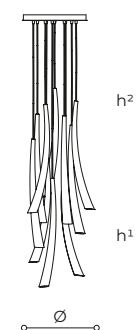


439

Collezione di lampade a sospensione e parete con vetro bianco sfumato o tortora. Struttura in metallo con finitura canna di fucile o oro chiaro.

Collection of suspension and wall lamps with shaded white, or dove artistic blown glass. Metal structure with iron grey finish or light gold.

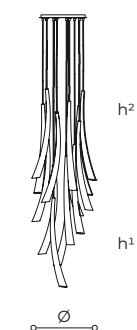
SUSPENSION



439/S10

Ø 38 . h¹ 120 . h² 10-100
Ø 15" . h¹ 47" . h² 4-39"

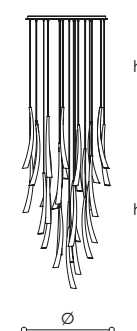
10x3,5w - G9 - Led



439/S15

Ø 50 . h¹ 140 . h² 10-100
Ø 20" . h¹ 55" . h² 4-39"

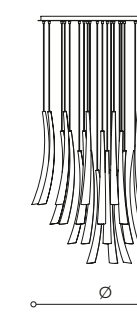
15x3,5w - G9 - Led



439/S30

Ø 100 . h¹ 190 . h² 10-100
Ø 39" . h¹ 75" . h² 4-39"

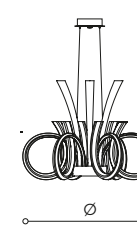
30x3,5w - G9 - Led



439/S45

Ø 100 . h¹ 110 . h² 10-100
Ø 39" . h¹ 43" . h² 4-39"

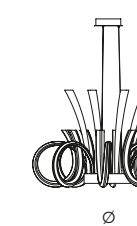
45x3,5w - G9 - Led



439/6+6

Ø 98 . h¹ 70 . h² 10-100
Ø 39" . h¹ 28" . h² 4-39"

32w - 3000K
4300 lumen
CRI>80



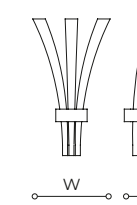
439/8+8

Ø 98 . h¹ 70 . h² 10-100
Ø 39" . h¹ 28" . h² 4-39"

34w - 3000K
5700 lumen
CRI>80



WALL



439/AP3

W 37 . D 26 . h 65
W 15" . D 10" . h 26"

11w - 3000K
1050 lumen
CRI>80



Design by

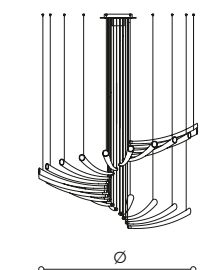
Danilo De Rossi



Sospensione con vetro bianco sfumato o tortora. Struttura in metallo con finitura canna di fucile.

Suspension with shaded white or dove artistic blown glass. Metal structure with iron grey finish.

SUSPENSION



439/SP20

Ø 150 . h¹ 100 . h² 10-100
 Ø 59" . h¹ 39" . h² 4-39"

36w - 3000K
 3700 lumen
 CRI>80

CE EAC IP20 LED



CDF

Pulsa Spira

Design by

Roberta Vitadello

Stefano Traverso

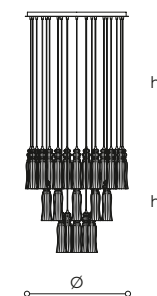
Lampada a sospensione con struttura in metallo con finitura cromo e diffusori in vetro rigato trasparente e blu fumè.

Pendant composed of blown ruled glass diffusers in transparent and smoked blue colours. Metal structure with chrome finish.



Boboli

SUSPENSION

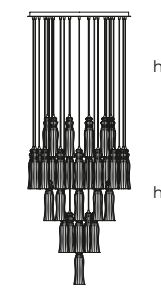


576/30

Ø 80 . h¹ 78 . h² 10-100
Ø 31" . h¹ 31" . h² 4-39"

30w - 3000K
3440 lumen
CRI>80

CE EAC IP20 LED



576/80

Ø 80 . h¹ 125 . h² 10-100
Ø 31" . h¹ 49" . h² 4-39"

41w - 3000K
4900 lumen
CRI>80

CE EAC IP20 LED



Design by

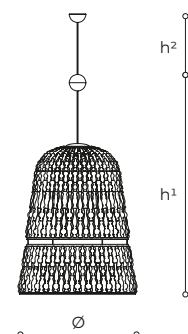
Marco Piva

SUSPENSION



Collezione di lampade a sospensione in metallo con finitura cromo composta da elementi in vetro soffiato trasparente. Disponibile in varianti dimensionali e cromatiche.

Collection of suspension lamps with chrome metal structure and transparent blown glass elements. Available in different dimension and colours.




494/130

Ø 130 . h¹ 233 . h² 10-100
Ø 51" . h¹ 92" . h² 4-39"

180w - 3000K
14950 lumen
CRI>80

CE EAC IP20 LED



Crowns

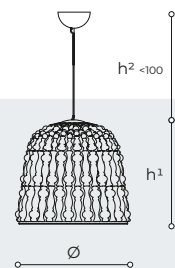
Crowning the art of light

Collezione di lampade a sospensione in metallo con finitura cromo composta da elementi in vetro soffiato trasparente. Disponibile in varianti dimensionali e cromatiche.

Collection of suspension lamps with chrome metal structure and transparent blown glass elements. Available in different dimension and colours.



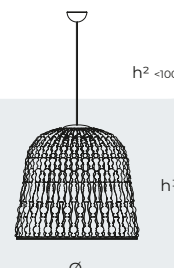
SUSPENSION



490/64

Ø 64 . h¹ 58 . h² 10-100
Ø 25" . h¹ 23" . h² 4-39"

32w - 3000K
2600 lumen
CRI>80



490/110

Ø 110 . h¹ 105 . h² 10-100
Ø 43" . h¹ 41" . h² 4-39"


80w - 3000K
9100 lumen
CRI>80



Crowns

Design by

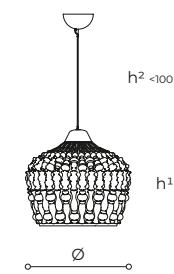
Marco Piva



Collezione di lampade a sospensione in metallo con finitura cromo composta da elementi in vetro soffiato trasparente. Disponibile in varianti dimensionali e cromatiche.

Collection of suspension lamps with chrome metal structure and transparent blown glass elements. Available in different dimension and colours.

SUSPENSION

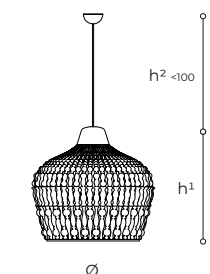


491/64

Ø 64 . h¹ 58 . h² 10-100
Ø 25" . h¹ 23" . h² 4-39"

27w - 3000K
2270 lumen
CRI>80

CE ENEC IP20 LED



491/110

Ø 110 . h¹ 105 . h² 10-100
Ø 43" . h¹ 41" . h² 4-39"

63w - 3000K
8140 lumen
CRI>80

CE ENEC IP20 LED



Crowns

Antea



Design by

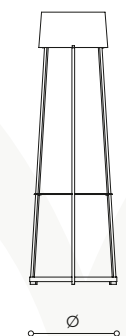
Ilenia Viscardi



Lampada da terra con diffusore in vetro soffiato e metallizzato sfumato. Struttura in metallo con finitura canna di fucile e piani di appoggio in vetro fumè. Doppia sorgente led.

Floor lamp with blown glass diffuser with shaded titanium finish. Metal structure with iron grey finish and shelves in smoked glass. Double led source.

FLOOR



8316/P


Ø 53 . h 150
Ø 21" . h 59"

43w - 3000K
3900 lumen
CRI>90

CE ENEC IP20 LED

Ø
CDF

Piola

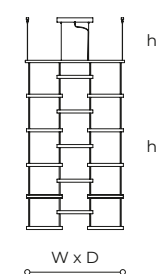




Velario modulare composto da barre di vetro colato con microbolle interne illuminate da led. Struttura in metallo con finitura oro chiaro e cromo lucido.

Velarium composed of cast glass bars with internal micro-bubbles, illuminated by leds. Metal structure with light gold and chrome finish.

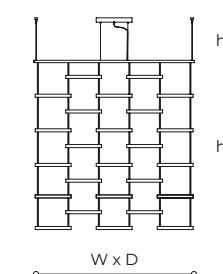
SUSPENSION



687/130

W 130 . D 5 . h 215
W 51" . D 2" . h 85"

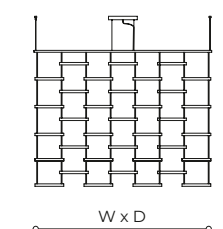
9w - 3000K
1000 lumen
CRI>80



687/200

W 200 . D 5 . h1 215 . h2 30 - 100
W 79" . D 2" . h1 85" . h2 12-39"

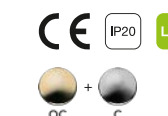
14w - 3000K
1700 lumen
CRI>80



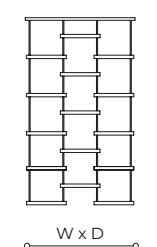
687/280

W 280 . D 5 . h1 215 . h2 30-100
W 110" . D 2" . h1 85" . h2 12-39"

20w - 3000K
2400 lumen
CRI>80



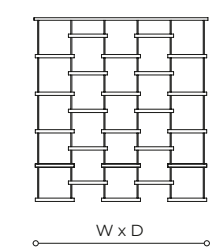
CEILING



687/PL130

W 130 . D 5 . h1 215 . h2 30-100
W 51" . D 2" . h1 85" . h2 12-39"

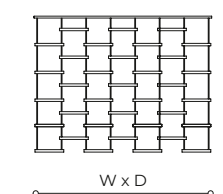
9w - 3000K
1000 lumen
CRI>80



687/PL200

W 200 . D 5 . h 215
W 79" . D 2" . h 85"

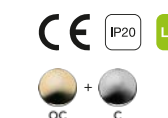
14w - 3000K
1700 lumen
CRI>80



687/PL280

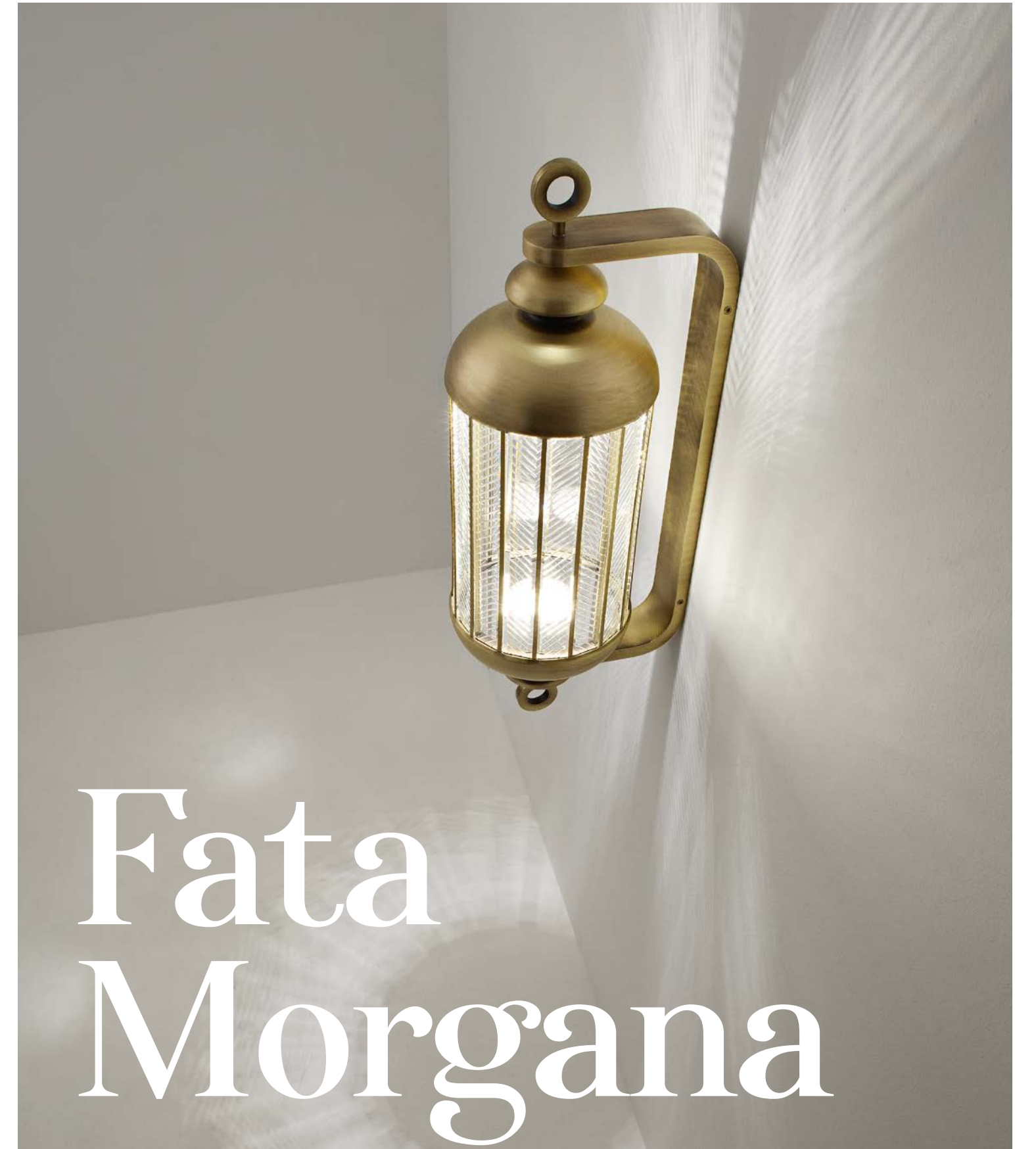
W 280 . D 5 . h 215
W 110" . D 2" . h 85"

20w - 3000K
2400 lumen
CRI>80



Design by

Edward Van Vliet



Fata Morgana



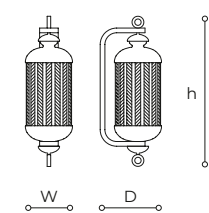
Collezione di lampade a sospensione, parete, terra e tavolo in metallo con finitura canna di fucile, bronzo antico o oro antico, diffusore in vetro intagliato.

Collection of pendant, floor, table and wall lamps in metal with iron grey, antique burnished or antique gold finish and carved glass diffuser.



Crystal's play of reflection

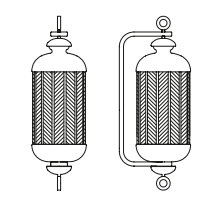
WALL



215/AP20

W 20 . D 26 . h 64
W 8" . D 10" . h 25"

8w - 3000K
800 lumen
CRI>80



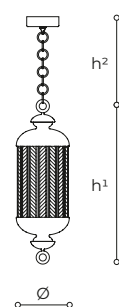
215/AP

W 26 . D 30 . h 81
W 10" . D 12" . h 32"

22w - 3000K
1490 lumen
CRI>80



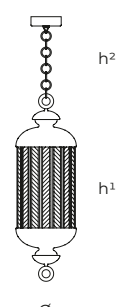
SUSPENSION



215/S20

Ø 20 . h¹ 62 . h² 10-100
Ø 8" . h¹ 24" . h² 4-39"

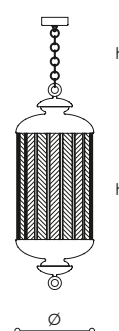
8w - 3000K
900 lumen
CRI>80



215/S26

Ø 26 . h¹ 81 . h² 10-100
Ø 10" . h¹ 32" . h² 4-39"

28w - 3000K
1930 lumen
CRI>80



215/S38

Ø 38 . h¹ 102 . h² 10-100
Ø 15" . h¹ 40" . h² 4-39"

39w - 3000K
2370 lumen
CRI>80



TABLE



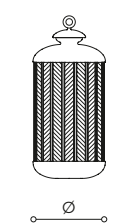
215/LP

Ø 26 . h 66
Ø 10" . h 26"

22w - 3000K
1490 lumen
CRI>80



FLOOR



215/LG

Ø 38 . h 86
Ø 15" . h 34"

28w - 3000K
1710 lumen
CRI>80



Design by

Italamp Studio

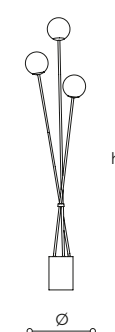
Tea



Collezione di lampade a soffitto e terra in metallo con finitura oro nichel e antracite o nero opaco e antracite con diffusori in vetro soffiato satinato.

Collection of suspension and floor lamps in gold nickel and anthracite or matt black and anthracite metal with blown satin glass diffusers.

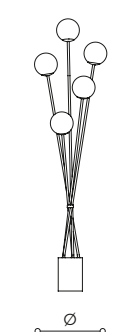
FLOOR



2392/P3

Ø 40 . h 180
Ø 16" . h 71"

3x3,5w - G9 - Led



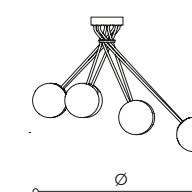
2392/P

Ø 47 . h 180
Ø 19" . h 71"

5x3,5w - G9 - Led



CEILING



2392/PL

Ø 78 . h 60
Ø 31" . h 24"

8x3,5w - G9 - Led





Design by

Italamp Studio



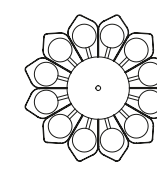
Lampada a soffitto in metallo con finitura oro o oro nichel con diffusori in vetro soffiato satinato.

Ceiling lamp in gold or gold nickel metal finish and blown satin glass diffusers.

CEILING



h 2392/95




Ø 95 . h 17
Ø 37" . h 7"

16x3,5w - G9 - Led



h 2392/140



Ø 140 . h 27
Ø 55" . h 11"

28x3,5w - G9 - Led



Design by

Edward Van Vliet

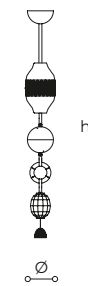
Collezione di lampade a sospensione e tavolo composte da elementi in vetro, metallo, cristallo, pelle e ceramica. Disponibile in varianti dimensionali e cromatiche.

Collection of suspension and table lamps made of glass, metal, crystal, leather and ceramic elements. Available in different dimensions and colours.



Odette Odile

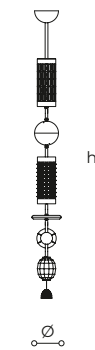





2360/Comp. C

Ø 29 . h 175
Ø 11" . h 69"

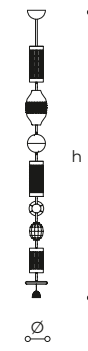
61,6w - 3000K
6510 lumen
CRI>80



2360/Comp. D

Ø 32 . h 260
Ø 13" . h 102"

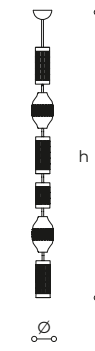

99,6w - 3000K
10680 lumen
CRI>80



2360/Comp. E

Ø 32 . h 364
Ø 13" . h 143"

144,6w - 3000K
16180 lumen
CRI>80



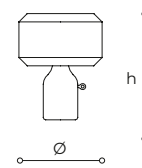
2360/Comp. F

Ø 29 . h 352
Ø 11" . h 139"

153w - 3000K
18700 lumen
CRI>80



TABLE



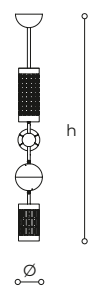
2360/LT

Ø 70 . h 90
Ø 28" . h 35"

4x14w - E27 - Led



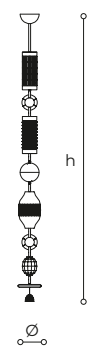

SUSPENSION



2360/Comp. A

Ø 26 . h 166
Ø 10" . h 65"

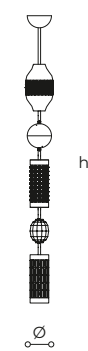

67w - 3000K
7300 lumen
CRI>80



2360/Comp. B

Ø 32 . h 342
Ø 13" . h 135"

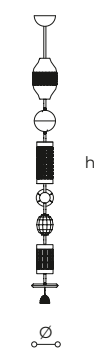
126,6w - 3000K
13980 lumen
CRI>80



2360/Comp. G

Ø 29 . h 256
Ø 11" . h 101"

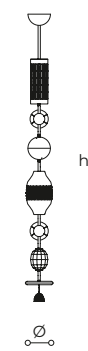
112w - 3000K
12800 lumen
CRI>80



2360/Comp. H

Ø 32 . h 300
Ø 13" . h 118"

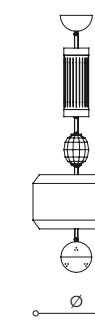

117,6w - 3000K
12880 lumen
CRI>80



2360/Comp. I

Ø 32 . h 280
Ø 13" . h 110"

99,6w - 3000K
10680 lumen
CRI>80



2360/Comp. L

Ø 70 . h 210
Ø 28" . h 83"

87w - 3000K
8600 lumen
CRI>80



Design by _____

Monica Graffeo

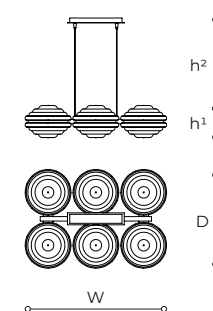
SUSPENSION _____



Lampada a sospensione in metallo con finitura bronzo e diffusori in vetro satinato.

Suspension in metal with bronze finish and satin glass diffusers.

ellepi

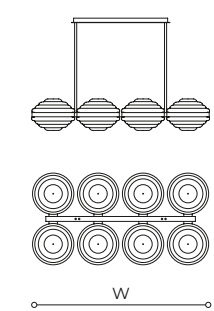


820/6

W 94 . D 66 . h¹ 23 . h² 10-100
W 37" . D 26" . h¹ 9" . h² 4-39"

6x6w - E14 - Led

cULUS CE ENEC IP20



820/S

W 126 . D 66 . h¹ 23 . h² 100
W 50" . D 26" . h¹ 9" . h² 39"

8x6w - E14 - Led

cULUS CE ENEC IP20





T1800

Sistema modulare costituito da diverse forme e colori che offrono la possibilità di innumerevoli composizioni. Disponibile anche nella versione da tavolo con le forme e i colori degli elementi Collier.

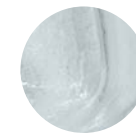
Innovative modular system consisting of blown glass elements in different shapes and colours, offering countless combination possibilities. Available also the table lamp with the shapes and colours of the collier elements.

Collier

Magical luminous atmospheres



COLOURS



Diamond




Topaz




Aquamarine




Ruby




Amethyst



Agatha




Emerald



Sapphire

ELEMENTS



T1800/ITEM1



T1800/ITEM2



T1800/ITEM3



T1800/ITEM4



T1800/ITEM5



T1800/ITEM6



T1800/ITEM7



T1800/ITEM8

TABLE

	<p>T1800/LP1</p>	<p>Ø 12 . h 45 Ø 5" . h 18"</p> <p>7,8w - 3000K 1000 lumen CRI>80</p>		<p>T1800/LP2</p>	<p>Ø 10 . h 48 Ø 4" . h 19"</p> <p>7,8w - 3000K 1000 lumen CRI>80</p>		
			<p>T1800/LP3</p>	<p>Ø 15 . h 42 Ø 6" . h 17"</p> <p>7,8w - 3000K 1000 lumen CRI>80</p>		<p>T1800/LP4</p>	<p>Ø 14 . h 45 Ø 6" . h 18"</p> <p>7,8w - 3000K 1000 lumen CRI>80</p>
			<p>T1800/LP5</p>	<p>Ø 15 . h 37 Ø 6" . h 15"</p> <p>7,8w - 3000K 1000 lumen CRI>80</p>		<p>T1800/LP6</p>	<p>Ø 13 . h 51 Ø 5" . h 20"</p> <p>7,8w - 3000K 1000 lumen CRI>80</p>

SUSPENSION

	<p>T1800/Comp. A</p>	<p>Ø 15 . h¹ 342 . h² 10-100 Ø 6" . h¹ 135" . h² 4-39"</p> <p>54w - 3000K 6300 lumen CRI>80</p>			<p>T1800/Comp. B</p>	<p>Ø 15 . h¹ 340 . h² 10-100 Ø 6" . h¹ 134" . h² 4-39"</p> <p>54w - 3000K 6300 lumen CRI>80</p>	
	<p>T1800/Comp. C</p>	<p>Ø 15 . h¹ 220 . h² 10-100 Ø 6" . h¹ 87" . h² 4-39"</p> <p>36w - 3000K 4200 lumen CRI>80</p>			<p>T1800/Comp. D</p>	<p>Ø 15 . h¹ 128 . h² 10-100 Ø 6" . h¹ 50" . h² 4-39"</p> <p>24w - 3000K 2800 lumen CRI>80</p>	
	<p>T1800/Comp. E</p>	<p>Ø 14 . h¹ 130 . h² 10-100 Ø 6" . h¹ 51" . h² 4-39"</p> <p>18w - 3000K 2100 lumen CRI>80</p>			<p>T1800/R</p>	<p>Ø 370 . h¹ 190 . h² 10-100 Ø 146" . h¹ 75" . h² 4-39"</p> <p>216w - 3000K 25300 lumen CRI>80</p>	
	<p>T1800/S</p>	<p>W 398 . D 16 . h 112 W 157" . D 6" . h 44"</p> <p>56w - 3000K 6300 lumen CRI>80</p>			<p>T1800/T</p>	<p>W 500 . D 180 . h 118 W 197" . D 71" . h 46"</p> <p>138w - 3000K 16100 lumen CRI>80</p>	

Design by

Patrick Jouin ID



La magica simbiosi tra
texture e colori.

*The magical symbiosis
between texture and colors.*

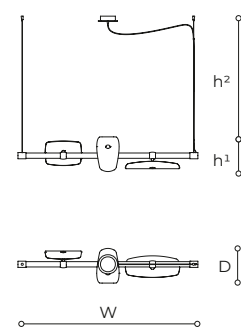
Axi

SUSPENSION



Sospensione con struttura tubolare in vetro bianco e elementi in vetro artistico colorato

Suspension with tubular structure in white glass and coloured glass elements.

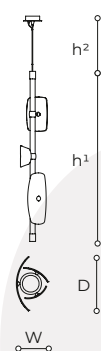


T1805/SO

W 169 . D 32 . h¹ 32 . h² 100
W 67" . D 13" . h¹ 13" . h² 39"

48W - 3000K
3800 lumen
CRI>90

CE ENEC IP20 LED



T1805/SV

W 32 . D 32 . h¹ 169 . h² 100
W 13" . D 13" . h¹ 67" . h² 39"

48W - 3000K
3800 lumen
CRI>90

CE ENEC IP20 LED



Design by

Nava + Arosio Studio


DALI

Creazioni che esprimono
la nostra cultura e la
nostra identità.

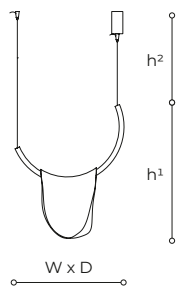
*Creations that express
our culture and identity.*

Lampada a sospensione con struttura in metallo canna di
fucile diffusori in vetro termoformato.

*Pendant with thermoformed glass and metal structure with
iron grey finish.*



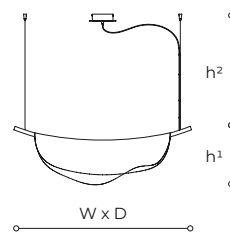
SUSPENSION



4036/S1

W 61 . D 4 . h¹ 60 . h² 10-100
W 24" . D 2" . h¹ 24" . h² 4-39"

11w - 3000K
1100 lumen
CRI>80



4036/SG

W 120 . D 4 . h¹ 40 . h² 10-100
W 47" . D 2" . h¹ 16" . h² 4-39"

30w - 3000K
2700 lumen
CRI>90



4888

Design by

Defne Koz + Marco Susani

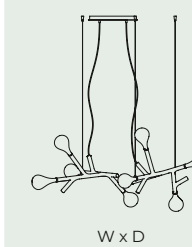
A light that welcomes you



Lampada a sospensione con struttura ramiforme in tubi di vetro trasparente e diffusori in bianco satinato. Metallo in finitura cromo.

Pendant with ramiform structure, transparent glass tubes and satin white diffusers. Metal details in chrome finish.

SUSPENSION



488/S

W 145 . D 100 . h¹ 68 . h² 10-100
W 57" . D 39" . h¹ 27" . h² 4-39"

8x2,6w - G4 - Led

CE ENEC IP20



Design by

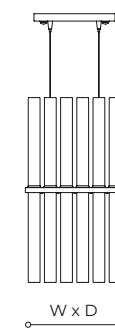
Claesson Koivisto Rune

SUSPENSION



Sospensione composta da tubi in vetro con doppia finitura trasparente e satinato. Dettagli in metallo cromo.

Pendant lamp composed by glass tubes in clear and satin finish. Metal details in chrome.

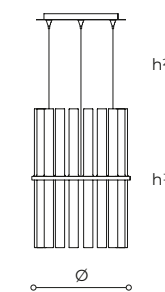


T100/40x40

W 40 . D 40 . h¹ 75 . h² 10-100
W 16" . D 16" . h¹ 30" . h² 4-39"

25w - 3000K
3000 lumen
CRI>80

CE ENEC IP20 LED

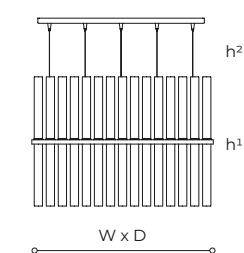


T100/60

Ø 50 . h¹ 75 . h² 10-100
Ø 20" . h¹ 30" . h² 4-39"

31w - 3000K
3700 lumen
CRI>80

CE ENEC IP20 LED



T100/100x40

W 100 . D 40 . h¹ 75 . h² 10-100
W 39" . D 16" . h¹ 30" . h² 4-39"

70w - 3000K
8400 lumen
CRI>80

CE ENEC IP20 LED



Lab

Be a
light

in this
world.



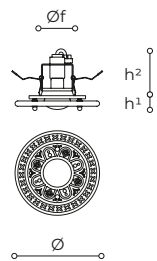
3000

Spotlight in vetro e metallo con finitura cromo o oro.

Spotlight in glass and metal with chrome or gold finish.



SPOTLIGHT

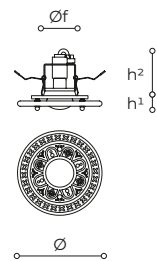



3000/FA

Ø 15 . h¹ 3 . h² 10 . Ø^f 7
Ø 6" . h¹ 1" . h² 4" . Ø^f 3"

1x6W GU10 - Led

CE EAC IP20



3000/FI

Ø 15 . h¹ 3 . h² 10 . Ø^f 7
Ø 6" . h¹ 1" . h² 4" . Ø^f 3"

1x6w - E14 R50 - Led

CE EAC IP20



Design by

Danilo De Rossi

Spotlight in vetro con sfumatura metallizzata nei colori oro, titanio o bianco.

Spotlight with blown glass in gold, titanium or white shaded finish.


Idda



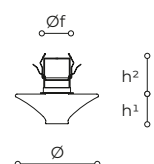
Izar

Spotlight in vetro con sfumatura metallizzata nei colori oro, titanio o bianco.

Spotlight with blown glass in gold, titanium or white shaded finish.



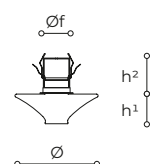
SPOTLIGHT



7029/F

Ø 20 . h¹ 7.5 . h² 10 . Ø^f 7
Ø 8" . h¹ 3" . h² 4" . Ø^f 3"

9w - 3000K
1200 lumen
CRI>80



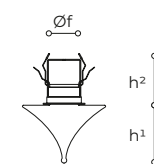
7029/F GU10

Ø 20 . h¹ 7.5 . h² 10 . Ø^f 7
Ø 8" . h¹ 3" . h² 4" . Ø^f 3"

1x6W GU10 - Led



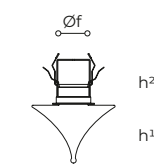
SPOTLIGHT



7028/F

Ø 16 . h¹ 11 . h² 10 . Ø^f 7
Ø 6" . h¹ 4" . h² 4" . Ø^f 3"

9w - 3000K
1200 lumen
CRI>80



7028/F GU10

Ø 16 . h¹ 11 . h² 10 . Ø^f 7
Ø 6" . h¹ 4" . h² 4" . Ø^f 3"

1x6W GU10 - Led



Design by


Danilo De Rossi

LEO

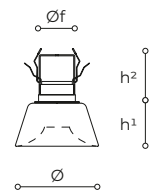


Spotlight in vetro con sfumatura metallizzata nei colori oro, titanio o bianco.

Spotlight with blown glass with gold, titanium or white shaded finish.



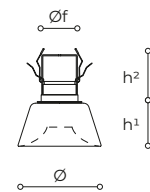
SPOTLIGHT



7030/F

Ø 16 . h¹ 8 . h² 10 . Ø¹ 7
 Ø 6" . h¹ 3" . h² 4" . Ø¹ 3"

9w - 3000K
 1200 lumen
 CRI>80



7030/F GU10

Ø 16 . h¹ 8 . h² 10 . Ø¹ 7
 Ø 6" . h¹ 3" . h² 4" . Ø¹ 3"

1x6W GU10 - Led



Design by

Paolo De Lucchi

Valerio Bottin



Spotlight con vetro esterno nero trasparente e diffusore interno bianco.

Spotlight with external transparent black blown glass and white internal diffuser.

Brina



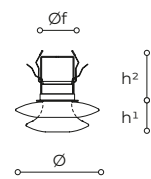
Stilla

Spotlight con vetro esterno nero trasparente e diffusore interno bianco.

Spotlight with external transparent black blown glass and white internal diffuser.



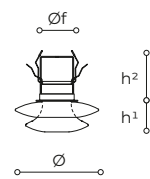
SPOTLIGHT



7027/F

Ø 16 . h¹ 5 . h² 10 . Ø¹ 7
 Ø 6" . h¹ 2" . h² 4" . Ø^h 3"

9w - 3000K
 1200 lumen
 CRI>80



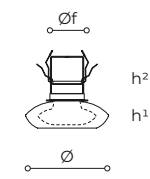
7027/F GU10

Ø 16 . h¹ 5 . h² 10 . Ø¹ 7
 Ø 6" . h¹ 2" . h² 4" . Ø^h 3"

1x6W GU10 - Led



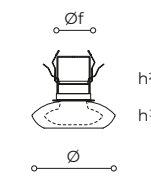
SPOTLIGHT



7031/F

Ø 16 . h¹ 5 . h² 10 . Ø¹ 7
 Ø 6" . h¹ 2" . h² 4" . Ø^h 3"

9w - 3000K
 1200 lumen
 CRI>80



7031/F GU10

Ø 16 . h¹ 5 . h² 10 . Ø¹ 7
 Ø 6" . h¹ 2" . h² 4" . Ø^h 3"

1x6W GU10 - Led



Design by

Roberta Vitadello



Isa

Spotlight in vetro ambra o trasparente con effetto miscelato. Anello interno in metallo cromo.

Spotlight in amber or clear glass with mixed effect. Internal metal ring in chrome finish.

Lena

Spotlight in vetro trasparente o ambra con effetto krek. Anello interno in metallo cromo.

Spotlight in clear or amber glass with krek effect. Internal metal ring in chrome finish.

Noa

Spotlight in cristallo trasparente o ambra. Anello interno in metallo cromo.

Spotlight in transparent or amber polished crystal. Internal metal ring in chrome finish.

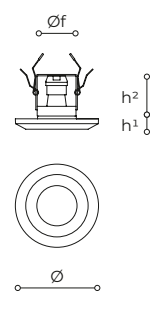
Uri

Spotlight in cristallo ambra o trasparente. Anello interno in metallo cromo.

Spotlight in amber or transparent crystal. Internal metal ring in chrome finish.



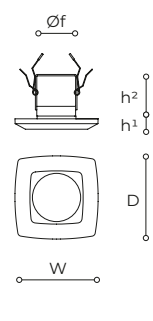
SPOTLIGHT



3014/F

Ø 12 . h¹ 1.5 . h² 10 . Ø' 7
Ø 5" . h¹ 1" . h² 4" . Ø" 3"

1x6w - GU10 - Led



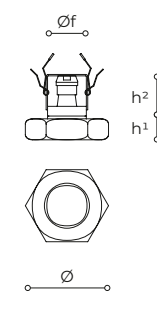
3013/F

W 10 . D 10 . h¹ 1.5 . h² 10 . Ø' 7
W 4" . D 4" . h¹ 1" . h² 4" . Ø" 3"

1x6w - GU10 - Led



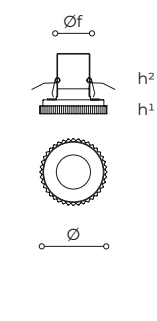
SPOTLIGHT



3012/F

Ø 11 . h¹ 3 . h² 10 . Ø' 7
Ø 4" . h¹ 1" . h² 4" . Ø" 3"

1x6w - GU10 - Led



3016/F

Ø 11 . h¹ 2.3 . h² 10 . Ø' 7
Ø 4" . h¹ 1" . h² 4" . Ø" 3"

1x6w - GU10 - Led



Ogni prodotto Italamp è corredato di una documentazione contenente tra l'altro il certificato di autenticità e la scheda di collaudo.

In caso di reclamo il cliente dovrà sempre fornire copia della scheda.

Sulla scheda sono contenute anche le istruzioni per un corretto montaggio dell'articolo.

Italamp non risponde per eventuali danni a persone o cose causati da una non corretta installazione dei propri apparecchi di illuminazione, da un uso di lampadine non conformi e dalla modificazione delle caratteristiche tecnico costruttive.

La ditta si riserva di apportare ai modelli ogni modifica estetica e tecnica che a suo insindacabile giudizio ritenga necessaria.

Il marchio **CE** è un marchio europeo di garanzia che certifica la qualità del prodotto e la sua rispondenza ai parametri di sicurezza previsti dalle normative CEE.

Italamp può fornire per la quasi totalità dei suoi articoli la certificazione con marchio UL.

In tutto il mondo UL testa prodotti secondo i requisiti di sicurezza statunitensi per un accesso sicuro ovunque nel Nord America.

UNI EN ISO 9001/2015 certifica in maniera stabile l'alta qualità e la grande affidabilità di tutti i processi produttivi aziendali della produzione Italamp.

Italamp è un marchio registrato.

ATTENZIONE: I colori visualizzati, per noti motivi tecnici, sono indicativi e possono differire dall'originale: la reazione dei colori, vetri, texture, vernici e metalli varia a seconda dello spessore e delle dimensioni complessive del prodotto ma soprattutto della luce che batte sulla superficie complessiva.

ITALAMP si riserva il diritto di apportare ai prodotti le modifiche che riterrà più opportune, in qualsiasi momento e senza preavviso.

Tutti i nostri modelli sono depositati e quindi coperti da brevetto.

Questo catalogo è tutelato dalla legge sui diritti d'autore (legge 22/4/1941 n°633 e dalla legge 14/12/1942 n°1485). È vietata ogni riproduzione anche parziale dello stesso.

Each item is equipped with its own documentation including a certificate of authenticity and a card with instructions for quality control inspections.

In case of complaint the customer should send us a copy of this card, which also contains instructions for correct assembling of the fixture.

Italamp is not liable for incidental injuries or damage to people or things due to: incorrect installation of the fixtures, use of not suitable bulbs, modification of the original technical features of the items.

The company has the right to modify any model for both aesthetic and technical features when necessary, according to Italamp's unquestionable judgement.

The **CE** label is a European guaranteed mark. It certifies product quality and its compliance with the safety standards stated by EEC regulations. Italamp can provide for most of its products the UL certification.

Worldwide, UL tests products according to U.S. safety requirements for secure access anywhere in north U.S.

UNI EN ISO 9001/2015 steadily certifies the high quality and the great reliability of all Italamp production processes.

Italamp is a registered trademark.

WARNING: The colors displayed, for known technical reasons, are indicative and may differ from the original: the reaction of colors, glass, textures, lacquers and metals varies depending on the thickness and overall size of the product but especially the light that beats on the overall surface.

ITALAMP reserves the right to make any changes to the products it deems most appropriate, at any time and without notice.

All our items are registered and covered by patent.

This catalogue is copyrighted and protected by the Italian law (22/4/1941 n°633 and 14/12/1942 n°1485). Any reproduction of this catalogue is strictly forbidden.

Produced by

ITALAMP S.R.L.

No part of this publication may be reproduced or transmitted in any form or by any means, electronic or mechanical, including photocopying, recording or any information storage and retrieval system, without permission in writing from publisher.

Project director

Ufficio Stile Italamp

Concept and graphic design

Claim Brand Industry

Photos by

Studio Pointer / Quasar / Photo Design
Siniša Gulić / Alexander Raedna

Rendering

Bruger Studio
Gabriotti

Color separation

Ditre / GM Studio 1

Print

Imoco

Credits

Galimberti Nino
CHADO. Architectural Studio
Castello multi-brand furniture
Iqosa Interior
Studio Marco Piva
Maximova Design
Ekaterina Plotnikova Studio
Anna Zinkovskaya Interior
ANC Concept
Thomas Duval Photographer
Isabel Gomez Studio
Costruzioni Ballan
Kamnevkolaykov Studio
Art Hall
Grand Resort Bad Ragaz
Capital Collection



ITALAMP S.R.L.

All right reserved
via Fermi, 8

35010 CADONEGHE . PD . ITALY

t. +39 049 8870442

f. +39 049 8870418

info@italamp.com

italamp.com