

[LND]

italian lighting
for outdoor aesthetics

GENERAL CATALOGUE

3rd edition

1.28 sec.

is the time that
the #light takes
to get from the #moon
to the #earth.

[il tempo che impiega
la #luce dalla #luna
ad arrivare sulla #terra.]

INTRO

- 4 index by family
- 11 index by mounting
- 16 company profile

PRODUCTS

- 40 beam
- 50 brick light
- 60 car-go
- 92 eye
- 152 firefly
- 162 fog
- 214 i-lantern
- 230 kami
- 240 kuboid
- 264 kubs
- 280 lako
- 298 lyras
- 330 mira
- 390 mira 45 LT
- 400 morphis
- 440 nest
- 448 neway
- 456 oko
- 464 polos
- 484 titano
- 494 tp-lamp
- 506 tubo
- 518 wall-i
- 532 accessories

INFO

- 542 how to read the catalogue
- 544 family abacus
- 545 index by code
- 550 general information
- 551 finishes
- 552 symbols
- 554 quality certifications
- 555 terms & conditions

index by family

BEAM



BEAM
> 44



BEAM
> 48

BRICK LIGHT



BRICK LIGHT
> 54



BRICK LIGHT
> 54



BRICK LIGHT
> 54




BRICK LIGHT
> 54



BRICK LIGHT_AS
> 56

CAR-GO

EXTENDED RANGE



CAR-GO 50
> 64



CAR-GO 80
> 66



CAR-GO 125
> 68



CAR-GO 200
> 70



CAR-GO_S 50
> 74



CAR-GO_S 80
> 76



CAR-GO_S 125
> 78



CAR-GO_S 200
> 80



CAR-GO_L 130
> 82



CAR-GO_L 300
> 84



CAR-GO_L 600
> 86



CAR-GO_L 900
> 88

EYE

EXTENDED RANGE



EYE 80
> 98



EYE 125
> 102



EYE 200
> 110



EYE_L 130
> 124




EYE_L 300
> 132



EYE_L 600
> 140



EYE_L 900
> 148



EYE 80
> 96



EYE 125
> 100



EYE 200
> 106



EYE_S 80
> 114



EYE_S 125
> 116



EYE_S 200
> 118



EYE_L 130
> 120



EYE_L 300
> 128



EYE_L 600
> 136



EYE_L 900
> 144



EYE_L 130
> 120



EYE_L 300
> 128

EYE_L 600
> 136

EYE_L 900
> 144

FIREFLY



FIREFLY
> 156

FIREFLY
> 158

FOG

EXTENDED RANGE



FOG 80
> 168

FOG 125
> 174

FOG 200
> 180

FOG_S 80
> 186

FOG_S 125
> 190

FOG_S 200
> 194



FOG_L 130
> 198

FOG_L 300
> 202

FOG_L 600
> 206

FOG_L 900
> 210

FOG 80
> 166

FOG 125
> 172



FOG 200
> 178

FOG_S 80
> 184

FOG_S 125
> 188

FOG_S 200
> 192

FOG_L 130
> 196

FOG_L 300
> 200



FOG_L 600
> 204

FOG_L 900
> 208

FOG_L 130
> 196

FOG_L 300
> 200

FOG_L 600
> 204

FOG_L 900
> 208



FOG 80
> 168

FOG 125
> 174

FOG 200
> 180

FOG_S 80
> 186

FOG_S 125
> 190

FOG_S 200
> 194

index by family



FOG_L 130
> 198


FOG_L 300
> 202

FOG_L 600
> 206

FOG_L 900
> 210

FOG 80
> 166

FOG 125
> 172



FOG 200
> 178

FOG_S 80
> 184

FOG_S 125
> 188

FOG_S 200
> 192

FOG_L 130
> 196

FOG_L 300
> 200



FOG_L 600
> 204

FOG_L 900
> 208

I-LANTERN

EXTENDED RANGE



I-LANTERN
> 218

I-LANTERN
> 218

I-LANTERN
> 224

I-LANTERN
> 226

I-LANTERN
> 226

I-LANTERN
> 228

KAMI



KAMI_1
> 234

KAMI_2
> 238

KAMI_1
> 234

KAMI_2
> 238

KUBOID

EXTENDED RANGE



KUBOID 45
> 244

KUBOID 45
> 244

KUBOID 90
> 248

KUBOID 90
> 248

KUBOID 120
> 252

KUBOID 120
> 252



KUBOID 160
> 258

KUBOID 160
> 258



KUBS

KUBS
> 268KUBS
> 274





LAKO

LAKO 60
> 284LAKO 140
> 286LAKO 60
> 290LAKO 140
> 292

LYRAS

LYRAS 80
> 306LYRAS 130
> 312LYRAS 65
> 302LYRAS 80
> 306LYRAS 130
> 312LYRAS_P 45
> 320LYRAS_P 65
> 322LYRAS_P 160
> 328

MIRA

MIRA 45
> 334MIRA 45
> 334MIRA 45
> 338MIRA 45
> 338MIRA 45
> 338MIRA 45
> 338MIRA 45
> 338MIRA 65
> 350MIRA 65
> 350MIRA 65
> 358MIRA 65
> 358MIRA 65
> 358MIRA 65
> 358MIRA 65
> 358MIRA 150
> 378MIRA 150
> 378MIRA 150
> 378MIRA 220
> 384

index by family



MIRA 220
> 384



MIRA 220
> 384




MIRA 45
> 342




MIRA 45
> 344




MIRA 45
> 344



MIRA 45
> 344




MIRA 45
> 344




MIRA 45
> 344




MIRA 65
> 354



MIRA 65
> 368




MIRA 65
> 368



MIRA 65
> 368



MIRA 65
> 368



MIRA 65
> 368

MIRA 45 LT




MIRA 45 LT
> 394




MIRA 45 LT
> 394

MORPHIS




MORPHIS_1
> 404



MORPHIS_1
> 404



MORPHIS_2
> 414



MORPHIS_3
> 424



MORPHIS_4
> 432



MORPHIS_4
> 430



MORPHIS_3
> 420



MORPHIS_4
> 430



MORPHIS_1
> 408



MORPHIS_1
> 412



MORPHIS_2
> 418



MORPHIS_2
> 418



MORPHIS_2
> 418



MORPHIS_3
> 426



MORPHIS_3
> 426



MORPHIS_3
> 426



MORPHIS_4
> 436



MORPHIS_4
> 436



MORPHIS_4
> 436

NEST



NEST
> 444




NEST
> 444

NEWAY



NEWAY
> 452

OKO




OKO
> 460



OKO
> 462

POLOS



POLOS_1
> 468



POLOS_2
> 476



POLOS_1
> 472



POLOS_2
> 478



POLOS_2
> 480

TITANO



TITANO
> 488



TITANO_INOX
> 490

TP-LAMP

NEW



TP-LAMP
> 498



TP-LAMP
> 502

index by family

TUBO



TUBO
> 510



TUBO
> 514

WALL-I

NEW



WALL-I 100
> 518



WALL-I 160
> 526

index by mounting

GARDEN LAMPS

218	i-lantern	EXTENDED RANGE	498	tp-lamp	NEW
444	nest				

FLOOR RECESSED

64	car-go 50		82	car-go_l 130	NEW
66	car-go 80		84	car-go_l 300	NEW
68	car-go 125		86	car-go_l 600	NEW
70	car-go 200		88	car-go_l 900	NEW
74	car-go_s 50	NEW	394	mira 45 LT	
76	car-go_s 80	NEW	334	mira 45	
78	car-go_s 125	NEW	350	mira 65	
80	car-go_s 200	NEW	378	mira 150	
			384	mira 220	

WALL RECESSED

54	brick light		198	fog_l 130	NEW
56	brick light_as		202	fog_l 300	NEW
168	fog 80		206	fog_l 600	NEW
174	fog 125		210	fog_l 900	NEW
180	fog 200		394	mira 45 LT	
186	fog_s 80	NEW	342	mira 45	
190	fog_s 125	NEW	354	mira 65	
194	fog_s 200	NEW			

WALL LAMPS

44	beam		268	kubs	
166	fog 80		284	lako 60	
172	fog 125		286	lako 140	
178	fog 200		306	lyras 80	
184	fog_s 80	NEW	312	lyras 130	
188	fog_s 125	NEW	404	morphis_1	
192	fog_s 200	NEW	414	morphis_2	
196	fog_l 130	NEW	424	morphis_3	
200	fog_l 300	NEW	432	morphis_4	
204	fog_l 600	NEW	460	oko	
208	fog_l 900	NEW	468	polos_1	
224	i-lantern		476	polos_2	
234	kami_1		510	tubo	
238	kami_2		518	wall-i 100	NEW
			526	wall-i 160	NEW

index by mounting

CEILING RECESSED

98	eye 80		168	fog 80	
102	eye 125		174	fog 125	
110	eye 200		180	fog 200	
124	eye_l 130	NEW	186	fog_s 80	NEW
132	eye_l 300	NEW	190	fog_s 125	NEW
140	eye_l 600	NEW	194	fog_s 200	NEW
148	eye_l 900	NEW	198	fog_l 130	NEW
			202	fog_l 300	NEW
			206	fog_l 600	NEW
			210	fog_l 900	NEW

CEILING LAMPS

96	eye 80		184	fog_s 80	NEW
100	eye 125		188	fog_s 125	NEW
106	eye 200		192	fog_s 200	NEW
114	eye_s 80	NEW	196	fog_l 130	NEW
116	eye_s 125	NEW	200	fog_l 300	NEW
118	eye_s 200	NEW	204	fog_l 600	NEW
120	eye_l 130	NEW	208	fog_l 900	NEW
128	eye_l 300	NEW	234	kami_1	
136	eye_l 600	NEW	238	kami_2	
144	eye_l 900	NEW	302	lyras 65	
166	fog 80		306	lyras 80	
172	fog 125		312	lyras 130	
178	fog 200		430	morphis_4	
			510	tubo	

PENDANTS

156	firefly		420	morphis_3	
			430	morphis_4	

PROJECTORS

120	eye_l 130	NEW	244	kuboid 45	NEW
128	eye_l 300	NEW	248	kuboid 90	
136	eye_l 600	NEW	252	kuboid 120	
144	eye_l 900	NEW	258	kuboid 160	
196	fog_l 130	NEW	320	lyras 45	
200	fog_l 300	NEW	322	lyras 65	
204	fog_l 600	NEW	328	lyras 160	
208	fog_l 900	NEW			

BOLLARDS

158	firefly		462	oko
226	i-lantern	EXTENDED RANGE	472	polos_1
274	kubs		478	polos_2
290	lako 60		488	titano
292	lako 140		490	titano_inox
408	morphis_1		510	tubo
452	neway			

POLES

228	i-lantern	NEW	426	morphis_3
412	morphis_1		436	morphis_4
418	morphis_2		480	polos

#Simplicity,
carried to the extreme,
becomes #elegance.

Jon Franklin

[La #semplicità portata
all'estremo,
diventa #eleganza.]

Landa Illuminotecnica was founded and grew up in Lumezzane, Brescia, a thriving area of Northern Italy known for its strong business drive that, over the years, led the Company to stand out in several production and industrial sectors.

IT *Landa Illuminotecnica nasce e cresce a Lumezzane, Brescia, fiorente area del Nord Italia conosciuta per il suo forte spirito imprenditoriale che, negli anni, l'ha portata a distinguersi in diversi settori produttivi e industriali.*

who we are

Present on the light market since 1987, Landa has established itself with its wide range of outdoor luminaires for the residential sector, not only at European level but also and primarily at international level.

The entire production takes place in its plants in Lumezzane, thus allowing constant monitoring of all process steps, from conception to testing, up to the time of shipment.

The company boasts a highly qualified design team that not only manages to meet the needs of the customers, but is also committed to anticipating new needs and new trends, and assisting the customer in the post installation phase.

Over the years all this has allowed a continuous growth in what is one of the most competitive markets in the world, the lighting market.

IT *Presente sul mercato della luce dal 1987, Landa si è affermata con la sua ampia gamma di lampade da esterno per il settore residenziale, non solo su scala europea ma, in maniera preponderante, anche a livello internazionale.*

L'intera produzione avviene all'interno degli stabilimenti di Lumezzane, consentendo così un costante monitoraggio di tutte le fasi produttive, dall'ideazione al collaudo, fino al momento della spedizione.

L'azienda vanta al suo interno un'equipe di progettazione altamente qualificata che non solo riesce a soddisfare le esigenze presentate dalla clientela, ma è anche attenta ad anticipare i nuovi bisogni ed i nuovi trend del gusto, affiancando poi il cliente anche nella fase successiva all'installazione.

Tutto ciò, negli anni, ha permesso una continua crescita in quello che è uno dei mercati più competitivi al mondo, quello del lighting.

01. 1987

Landa Illuminotecnica is founded as a manufacturing company of lighting fixtures for outdoor use in the residential sector.

IT *Nasce Landa Illuminotecnica, azienda produttrice di apparecchi lighting per l'outdoor del settore residenziale.*



02. 1990

Launch of the Orion Series, Landa's first iconic product.

IT *Vede la luce Serie Orion, il primo prodotto icona di Landa.*

03. 1997

Internal implementation of the production and painting systems in the Landa factories.

IT *Avviene l'implementazione interna degli impianti di produzione e verniciatura negli stabilimenti Landa.*



04. 2002

Launch of the Ibis Series, a product that marked the company's success in the early 2000s.

In 2002 Landa participates for the first time in Light+Building, an important international specialist trade fair held in Frankfurt (Germany), and in Euroluce (Milan), where it will become a constant presence in each of the subsequent editions.

IT *Nasce Serie Ibis, prodotto che segna il successo dell'azienda nei primi anni 2000.*

È in quest'anno che Landa partecipa per la prima volta a Light+Building, importante fiera internazionale di settore che si svolge nella città tedesca di Francoforte, ed Euroluce (Milano), dove sarà presente poi in ciascuna delle edizioni successive.



05. 2007

Thanks to a major project aiming at expanding production and business, the architectural structure of the Landa headquarters increases to 10,000 from the original 3,000 square meters.

IT *Grazie ad un importante progetto di ampliamento produttivo e aziendale, la struttura architettonica sede della Landa arriva a misurare da 3.000 a 10.000 m².*



06. 2011

The LED revolution expands the Landa catalogue and product range. Morphis is the new iconic luminaire.

IT *La rivoluzione del LED amplia il catalogo e la gamma prodotti Landa. Si sviluppa Morphis, il nuovo apparecchio icona.*



07. 2012-2014

Important international collaborations start. In the following three years, Germany, India and the USA are among the main players that determine the Landa's success abroad, beyond national borders.

IT_ *Hanno inizio le importanti collaborazioni internazionali. Nei tre anni successivi saranno, tra i player principali, Germania, India e USA a determinare il successo di Landa all'estero, al di fuori dei confini nazionali.*

08. 2015

New completion of the range with built-in products.


IT_ *Nuovo completamento della gamma con prodotti da incasso.*



09. 2018


The year of awareness. To continue to be a reference in the sector, the company vision is expanded with the inclusion of an Art Director: new products, new projects, the same trademark. Landa excellence grows and develops towards new horizons.

IT_ *L'anno della consapevolezza. Per continuare a essere un punto di riferimento nel settore, si amplia la vision dell'azienda con l'inserimento della figura di un Art Director: nuovi prodotti, nuovi progetti, stesso marchio di fabbrica. L'eccellenza Landa cresce e si sviluppa verso nuovi orizzonti.*



After the rebranding which returned it, once again, to the position of protagonist on the national and international scene, [LND] opens itself to a new hybrid and spontaneous conception of co-existence, outlining a concept with a strong capacity to attract. The creation and production of light fittings incorporate and integrate these two perspectives in an organic way. So, organic lighting palettes (Nest, Firefly) are born for a developed nature, accompanying, at the same time, an engineered intellect, (Kuboid, Car-Go, Eye, Fog and I-Lantern). The range of products [LND] lives in a coherent dimension, in this way making the work of project designers and prescribers highly free. Equipped with a strong identity, they live for an outdoor dimension integrated with nature and architecture, giving volume and shape to any project requirement.

IT *Dopo il rebranding che l'ha portata di nuovo a essere protagonista del panorama nazionale e internazionale, [LND] si apre a una nuova concezione ibrida e spontanea di co-esistenza, delineando un concept dalla forte capacità attrattiva. L'ideazione e la realizzazione di apparecchi illuminanti incorpora e integra in modo organico queste due prospettive. Nascono, così, per una natura potenziata tavolozze vegetali illuminate (Nest, Firefly) che si accompagnano, di pari passo, ad un intelletto ingegnerizzato (Kuboid, Car-Go, Eye, Fog e I-Lantern). La gamma di prodotti [LND] vive in una dimensione coerente, rendendo così altamente libero il lavoro dei progettisti e dei prescrittori. Dotati di una forte identità, vivono per un outdoor integrato con la natura e l'architettura, dando volume e forma a qualsiasi esigenza progettuale.*



[LND] reinterprets its own philosophy, transforming outdoor aesthetics into unexpected and charming ways.

Efficiency and performance, imperative and steadfast aspects in the company's production, are now part of a transversal thought that turns to the decorative and contemplates the inimitable authenticity of Nature.

This is how the **collection** was born. **Unexpected**. A story that narrates, made of discrete geometries and lighting accents, that are **protagonists of an organic dialogue** with the surrounding world. The new Landa lighting chapter rediscovers a dreamlike dimension, opening itself to visions that can make **matter live in synergy with the spirit of Nature**.



IT_ [LND] *reinterpreta la propria filosofia, trasformando l'estetica outdoor in modi inattesi e suggestivi.*

L'efficienza e la performance, imperativi saldi nella produzione dell'azienda, sono ora parte di un pensiero trasversale che volge al decorativo e che contempla l'inimitabile autenticità della Natura.

*Nasce, così, la **collezione Unexpected**. Una storia da raccontare fatta di geometrie discrete e accenti luminosi, che sono **protagonisti di un dialogo organico** con il mondo circostante. Il nuovo capitolo dell'illuminazione [LND] riscopre una dimensione onirica, aprendosi a visioni capaci di far vivere la materia in sinergia con lo spirito della Natura.*

UNEXPECTED

&CO/LLECTION



&CO/LLECTION is the new range of products made in [LND].

They originate from the wish to **find a new place for light in its natural environment: nature**. With awareness, we have maintained all the bio-aspect features of the materials to be able to give you a new anthology of organic light.

It is for this very reason that, in this collection, you will never find aesthetically perfect products, with an icy cold, industrial look. For this reason we have taken the names of this collection from the Cactus family. The beauty of this variety of plants is that although they are all very similar, due to their thorns, aesthetic conformation and properties, they are always different from each other in shape and size.

Uniqueness in diversity has been our design leitmotiv.

IT_ &CO/LLECTION è la nuova gamma di prodotti made in [LND].

*Nasce dalla volontà di **ri-collocare la luce nel suo ambiente naturale: la natura**. Con coscienza, abbiamo mantenuto tutte le caratteristiche di bio-aspetto dei materiali per potervi dare una nuova antologia di luce organica.*

Proprio per questo motivo non troverete mai, in questa collezione, prodotti esteticamente perfetti, dall'aspetto algido e industriale. Per questo motivo abbiamo preso a piene mani i nomi di questa collezione dalla famiglia delle Cactacee. Il bello di queste varietà di piante è che pur essendo tutte molto simili, per via delle spine, della conformazione estetica e delle proprietà, sono sempre diverse l'una dall'altra per forma e dimensioni.

L'unicità nella diversità è stato il nostro leitmotiv di progettazione.

Landa Illuminotecnica is part of the **Bugatti La San Marco S.a.p.a. Group**, an important reality born from the initiative of the family new generations, who have allowed the evolution of the original Bugatti Company, founded in 1923 and operating in the field of cutlery and furnishings.

Bugatti Group

IT *Landa Illuminotecnica fa parte del Gruppo Bugatti La San Marco S.a.p.a., importante realtà nata dall'intraprendenza delle nuove generazioni della famiglia, le quali hanno saputo evolvere quella che era la società Bugatti, nata nel 1923 e operante nel settore della posateria e degli articoli di arredamento.*



BUGATTI® 100
Group SINCE 1923

BUGATTI

Since 1923, Bugatti manufactures cutlery, kitchen appliances and table- and kitchenware. Thanks to the cooperation with designers and draughtsmen, Bugatti produces small and big jewels that surprise and enrich the daily habits and our domestic ambiances, taking marvel and an unexpected touch into daily life.

IT *Dal 1923 Bugatti realizza posate, piccoli elettrodomestici e oggettistica per la tavola e cucina. Grazie alle collaborazioni con designer e progettisti, produce piccoli e grandi gioielli, volti a stupire e arricchire le abitudini e gli ambienti di vita, portando un tocco inaspettato e meraviglia nella quotidianità delle persone.*

AIGNEP

Aignep operates in the "Automation Fluid Technology" sector and provides solutions in fluid technology. Today, it is a consolidated reality with 10 branches worldwide and through exclusive distributors in 102 countries.

IT *Aignep è attiva nel settore "Automation Fluid Technology" e fornisce soluzioni nella tecnologia dei fluidi. Oggi è una realtà consolidata con 10 filiali nel mondo ed è presente con distributori esclusivi in 102 paesi.*

[LND]

Landa, on the lighting market since 1987, designs and manufactures outdoor lighting for the residential sector with a global distribution network.

IT *Landa, presente nel mercato dell'illuminazione dal 1987, progetta e produce lampade da esterno per il settore residenziale con una rete di distribuzione globale.*



Picchi manufactures Transfer Machines and CNC Machining Centers, machine tools and special machines with high productivity requirements and low operating costs, responding to the needs of customers coming from different sectors.

IT *Picchi realizza Macchine Transfer e Centri di Lavoro CNC, macchine utensili e macchine speciali dai requisiti di alta produttività e costi di esercizio contenuti, rispondendo alle esigenze di clienti in settori diversificati.*

idroimpianti

Idroimpianti is based in Italy and comprises a hydroelectric power station as well as several fotovoltaic systems. Born in 2018 as a concrete response to the Group's desire to operate in a more sustainable way.

IT *Idroimpianti comprende una centrale idroelettrica e diversi impianti fotovoltaici con sede in Italia. Nasce nel 2018 come risposta concreta all'esigenza del Gruppo di avere un impatto più sostenibile nella propria attività.*

EkoFarm.

EkoFarm represents the intimate connection with earth and with Bugatti's most ancestral roots. Based on an organic agriculture philosophy, this farm currently represents one of the most sustainable solutions for livestock farming in Europe.

IT *EkoFarm è la connessione più intima con la terra e con le radici ancestrali di Bugatti. È una azienda agricola, che sposa la filosofia biologica e si colloca oggi tra le soluzioni più sostenibili per quanto riguarda gli allevamenti in Europa.*

Defining, enhancing, customizing and transforming external architecture.

Outdoor light that integrates with the architecture, makes the spaces livable, gives them **volume** and **shape**, sometimes with **hypnotic** or relaxing atmospheres, made possible by an **excellent technique**.

Intelligent, reasoned, programmed lighting.

Nothing is left to chance, in continuous dialogue with the natural light.

Perfect lighting designs, thanks to the possibility of providing a management control that makes even the simplest of products optimal.

IT *Definire l'architettura esterna, valorizzarla, personalizzarla, trasformarla.*

*Luce per ambienti outdoor che si integra con l'architettura, rende vivibili gli spazi, dona loro **volume** e **forma**, quando necessario atmosfere **ipnotiche** o rilassanti, rese possibili da una **tecnica impeccabile**.*

Un'illuminazione intelligente, ragionata, programmata.

Nulla è lasciato al caso, in dialogo perenne con la luce naturale. Progetti illuminotecnici perfetti, grazie alla possibilità di prevedere un controllo di gestione che rende ottimale anche il più semplice dei prodotti.

Design, clean and simple lines.

Shapes integrated into the architecture, sometimes 3D, wall washer or oblique light, able to follow any design requirement.

The Landa product families can furnish any outdoor residential and hospitality spaces without limits.

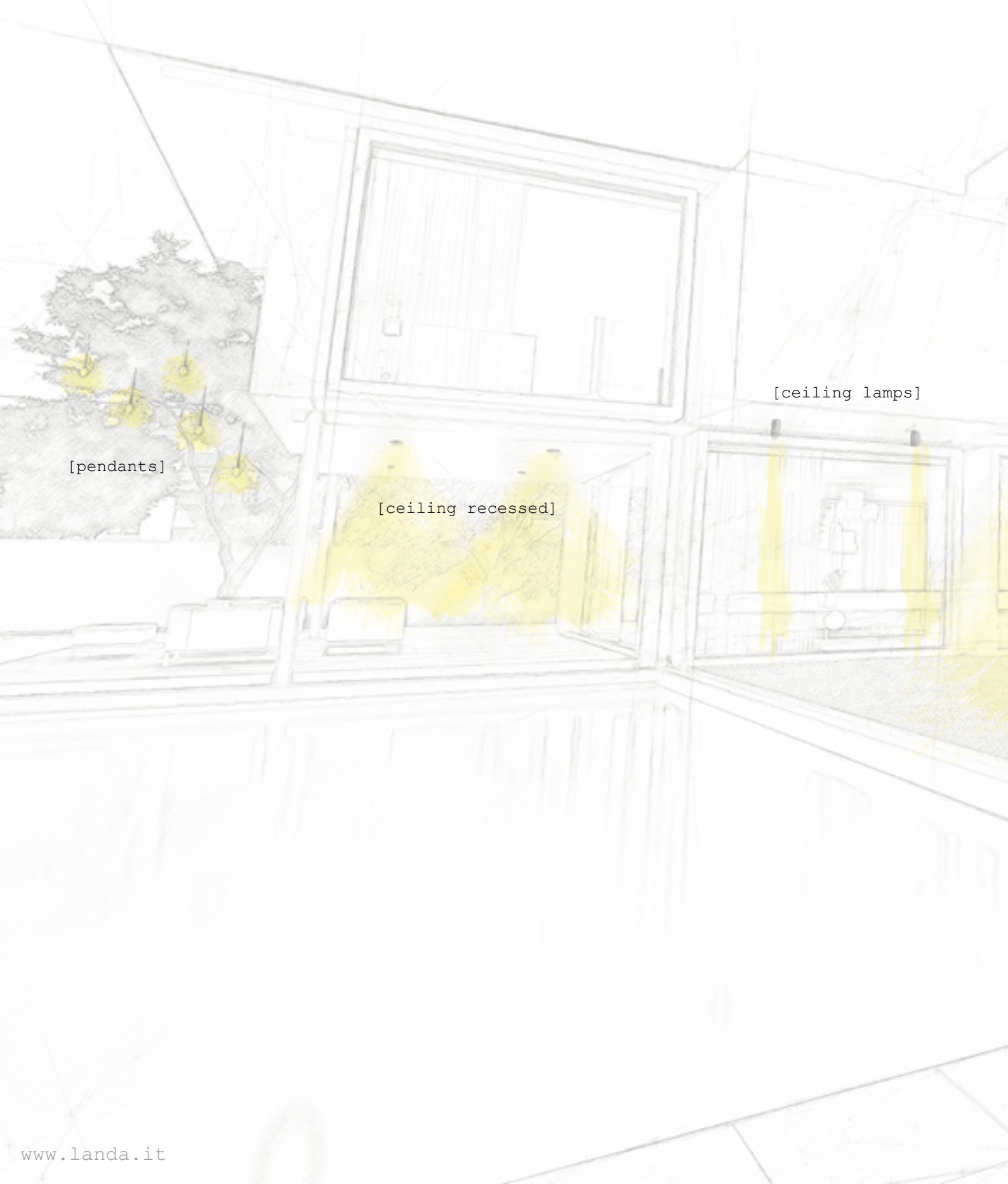
IT Design, linee pulite, semplici.

Forme integrate nell'architettura, talvolta tridimensionali, luce wall washer o radente, in grado di piegarsi a qualsiasi esigenza progettuale.

Le famiglie di prodotti Landa sono in grado di arredare completamente gli spazi outdoor residential e hospitality senza alcun limite.



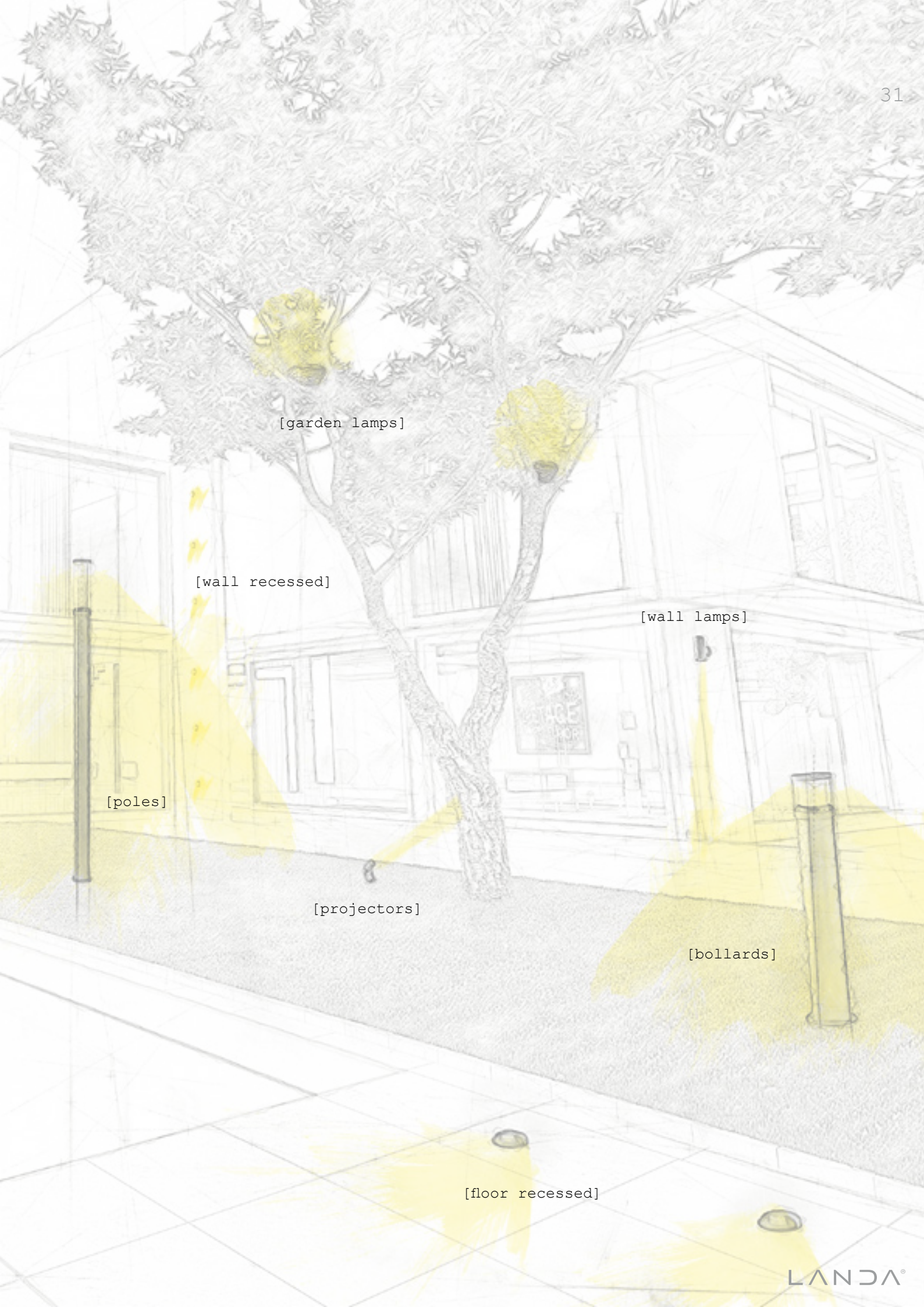
products range



[pendants]

[ceiling recessed]

[ceiling lamps]



[garden lamps]

[wall recessed]

[wall lamps]

[poles]

[projectors]

[bollards]

[floor recessed]



made in
italy

made in
lumezzane

Lömedhane [løme'ðane]

IT **Lumezzane, patria produttiva della provincia bresciana**, è il luogo in cui tutti i prodotti hanno vita, partendo dalla fusione del metallo, fino alla lavorazione dal pieno e al lavoro di trafilatura sul prodotto finito.

Una cultura del fare, una capacità tipica del territorio di nascita dell'azienda, e una caratteristica imprescindibile per chi lavora in Landa, ogni giorno, per fornire al mercato la miglior qualità illuminotecnica.

Each component of the Landa luminaires is completely designed, developed, engineered and manufactured in **Italy**. In **Lumezzane**.

IT *Ogni componente degli apparecchi Landa è pensato, sviluppato, ingegnerizzato e prodotto **esclusivamente in Italia**. A Lumezzane.*

Lumezzane, the production hub of the province of Brescia, is the place where all products come to life, starting from melting of metals up to the machining from solid and the drawing on the finished product.

A **work culture**, a typical ability of the territory where the company was established, and an essential characteristic for those who work in Landa, every day, to provide the market with the best lighting quality.



tech- nology

High CRI

The **high CRI** (color rendering index) ensures **perfect light output** in ideal symbiosis with natural light.

IT *Il CRI elevato (alto indice di resa cromatica) assicura un perfetto output luminoso in ideale simbiosi con la luce naturale.*

Landa outdoor luminaires are characterized by an IP65/67 protection index, that makes them resistant to atmospheric agents and damages due to bad weather and external conditions, and offer **extremely high technology and light quality**.

IT *Gli apparecchi outdoor Landa oltre ad avere un indice di protezioni IP65/67, caratteristica che li rende praticamente immuni ad agenti atmosferici e traumi dovuti a intemperie e condizioni esterne, garantiscono una tecnologia e una qualità della luce elevatissime.*



Safety

Designed and produced in accordance with current standards for **duration** and **safety**, Landa luminaires are specifically designed for outdoor environments.

The **tempered glass** of min. 6 mm thickness guarantees maximum **resistance to shocks** and possible vandalism with a mechanical resistance suitable for the type of application.

IT *Ideati e prodotti secondo le normative vigenti in ottica di longevità e sicurezza, gli apparecchi Landa nascono specificatamente per gli ambienti outdoor. Il **vetro temprato** dallo spessore minimo di 6 mm garantisce la massima **resistenza agli urti** e ad eventuali atti vandalici con una resistenza meccanica adeguata al tipo di applicazione.*



Duration over time

Aluminum structures perfect for outdoor applications; Landa luminaires **resist oxidation through specific treatments** specially developed in its own research laboratories, **respecting the environment** and **guaranteeing an ever increasing duration over time**. This allows **minimizing maintenance operations** during the luminaire life.

IT *Strutture in alluminio perfette per le applicazioni outdoor; gli apparecchi Landa **resistono all'ossidazione attraverso degli specifici trattamenti** appositamente messi a punto nei propri laboratori di ricerca, **rispettando l'ambiente** e **garantendo una sempre maggior durata nel tempo**. Solo in questo modo si possono **ridurre al minimo gli interventi di manutenzione** durante la vita dell'apparecchio illuminante.*



light control & the perfect beam

Advanced LED technology, precise and technological light means perfect light.

The luminaires offer a very wide range of optics for any application and type of installation. Luminaires with wide, flood and spot beams or asymmetrical optics, and a complete range of ground poles ideal for any type of lighting.

For each environment, the most appropriate light.

IT *Tecnologia LED avanzata, una luce precisa e tecnologica: una luce perfetta.*

Gli apparecchi presentano una gamma ampissima di ottiche per ogni applicazione e tipologia di installazione. Apparecchi dai fasci wide, flood e spot, o asimmetrici e una completa gamma di pali da terra ideali per ogni tipo di illuminazione.

Ad ogni ambiente, la luce più adeguata.

A reasoned lighting able to dialogue with the day, the night and with the chromatic changes of natural light.

The possibility of controlling and managing these variations in an intelligent way is an essential feature for the interior and even more so for the exterior, a space where artificial and natural light are in continuous dialogue and contrast.

IT *Un'illuminazione ragionata, in grado di dialogare con il giorno, la notte e con i cambiamenti cromatici della luce naturale.*

La possibilità di controllare e gestire in modo intelligente queste variazioni è una caratteristica imprescindibile, all'interno di un ambiente, e lo è ancora di più all'esterno, spazio dove luce artificiale e naturale sono in continuo dialogo e contrasto.



PRODUCTS

beam

design by Landa R&D

ORDER AND ESSENTIAL LINES.

[ORDINE E LINEE ESSENZIALI.]



PRODUCT RANGE

WALL LAMPS

BEAM
> 44BEAM
> 48



WALL LAMP



Wattage 18 W

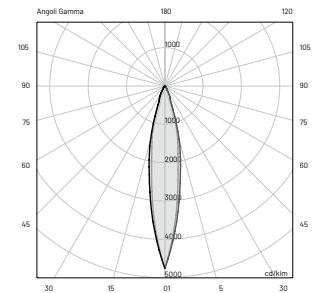
Voltage 220-240 Vac

Beam 

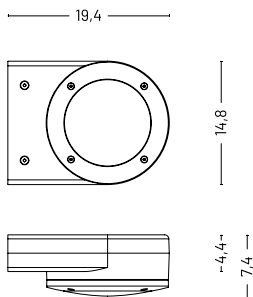
TECHNICAL SPECIFICATIONS

Source lamp	LED 18 W
Total wattage	20 W
Voltage	220-240 Vac, 50-60 Hz
Control	On/Off (other controls on request*)
Light colour	3000 K (other colours on request**)
Luminous flux	1794 lm (1976 lm****)
Luminous efficacy	90 lm/W
McADAM steps	3
Beam	15°
CRI	> 90
Life time	L80-B15 > 60.000 h Ta 40°C
IP rating	IP 65
IK rating	IK 08
Insulation class	I

- * **Control available on request**
DALI - 1/10V - DMX - TRIAC
- ** **Light colour available on request**
2200 K • 2700 K • RGBW
- *** Source flux



E (LUX)		
H (m)	lux (3000 K)	Ø (m)
1.00	9390	0.3
2.00	2340	0.6
3.00	1040	1
4.00	580	1.2
5.00	370	1.6



MEDIUM

LED 18 W

20 W

220-240 Vac, 50-60 Hz

On/Off (other controls on request*)

3000 K (other colours on request**)

1513 lm (1976 lm***)

76 lm/W

3

35°

> 90

L80-B15 > 60.000 h Ta 40°C

IP 65

IK 08

I

WIDE FLOOD

LED 18 W

20 W

220-240 Vac, 50-60 Hz

On/Off (other controls on request*)

3000 K (other colours on request**)

1455 lm (1976 lm***)

73 lm/W

3

60°

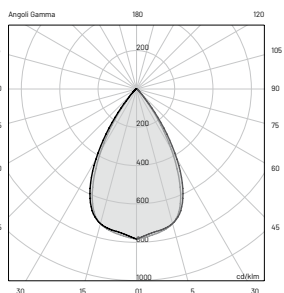
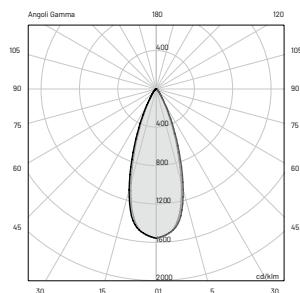
> 90

L80-B15 > 60.000 h Ta 40°C

IP 65

IK 08

I



E (LUX)

H (m)	lux (3000 K)	Ø (m)
1.00	3070	0.3
2.00	770	1.3
3.00	340	2
4.00	190	2.7
5.00	120	3.4

E (LUX)

H (m)	lux (3000 K)	lux (4000 K)	Ø (m)
1.00	1540	1.2	1.2
2.00	380	2.4	2.4
3.00	170	3.6	3.6
4.00	97	4.8	4.8
5.00	62	6	6

beam

MATERIALS

<i>Body</i>	Die-cast aluminium EN47100
<i>Diffuser</i>	Extra clear polycarbonate
<i>Finishing</i>	Polyester powder paint

ORDER CODE


BE 70 PAR _ HB 10 _

<i>Finishing</i>	G	Black	●
	H	Grey	●
	L	Graphite	●
	U	White	○
	V	Oxide	●
<i>Beam</i>	S	Spot	
	M	Medium	
	W	Wide flood	

Example BE 70 PAR S H B 10 L

AVAILABLE ACCESSORIES

<i>Code</i>	<i>Description</i>	<i>Page</i>
0404M004	Single connection IP68	538





beam

WALL LAMP



Wattage	18 W
Voltage	220-240 Vac
Beam	

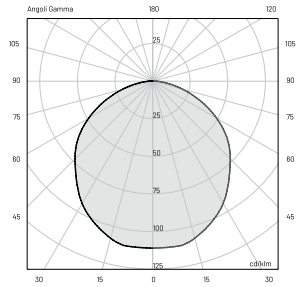
TECHNICAL SPECIFICATIONS

Source lamp	LED 18 W
Total wattage	20 W
Voltage	220-240 Vac, 50-60 Hz
Control	On/Off (other controls on request*)
Light colour	3000 K (other colours on request**)
Luminous flux (*Source flux)	700 lm (1830 lm****)
Luminous efficacy	39 lm/W
McADAM steps	3
Beam	Diffuse
CRI	> 90
Life time	L80-B15 > 60.000 h Ta 40°C
IP rating	IP 65
IK rating	IK 08
Insulation class	I

* **Control available on request**
DALI - 1/10V - DMX - TRIAC

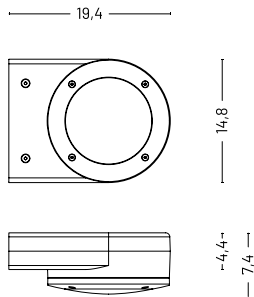
** **Light colour available on request**
2200 K • 2700 K • RGBW

*** Source flux



E (LUX)

H (m)	lux (3000 K)	Ø (m)
1.00	230	3.2
2.00	60	6.6
3.00	25	9.8
4.00	14	12.8
5.00	9	16.1








MATERIALS

<i>Body</i>	<u>Die-cast aluminium EN47100</u>
<i>Diffuser</i>	<u>Extra clear polycarbonate</u>
<i>Finishing</i>	<u>Polyester powder paint</u>

ORDER CODE

BE 71PAR DHB10_

Finishing	<u>G</u>	<u>Black</u>	
	<u>H</u>	<u>Grey</u>	
	<u>L</u>	<u>Graphite</u>	
	<u>U</u>	<u>White</u>	
	<u>V</u>	<u>Oxide</u>	

Example BE 71PAR DHB10 L

AVAILABLE ACCESSORIES

<i>Code</i>	<i>Description</i>	<i>Page</i>
<u>0404M004</u>	<u>Single connection IP68</u>	<u>538</u>


50

brick light

design by Landa R&D

A CLASSIC, THE EVERGREEN.

[UN CLASSICO, L'EVERGREEN.]






brick light

PRODUCT RANGE

WALL LAMPS



BRICK LIGHT
> 54



BRICK LIGHT
> 54



BRICK LIGHT
> 54



BRICK LIGHT
> 54



BRICK LIGHT_AS
> 56



54 brick light

WALL RECESSED



Wattage 5 W

Wattage 5 W

Wattage 5 W

Wattage 5 W

Voltage 220-240 Vac

Voltage 220-240 Vac

Voltage 220-240 Vac


Voltage 220-240 Vac



24,05



10,4



7,95

Housing box

24,05



10,4

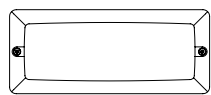


7,95

Housing box

24

7

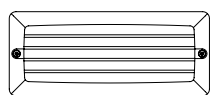


10,4



24

7




10,4



25

7




12



25

7



12



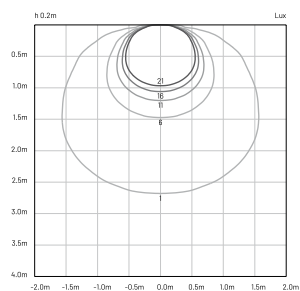
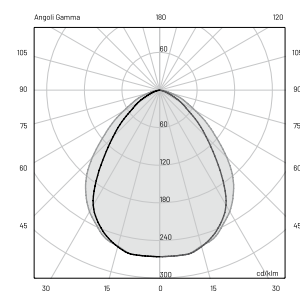
TECHNICAL SPECIFICATIONS

<i>Source lamp</i>	DIFFUSE
<i>Total wattage</i>	LED 5 W
<i>Voltage</i>	7 W
<i>Control</i>	220-240 Vac, 50-60 Hz
<i>Light colour</i>	On/Off (other controls on request*)
<i>Luminous flux</i>	3000 K • 4000 K (other colours on request**)
<i>Luminous efficacy</i>	383 lm (700 lm***) @ 3000 K 383 lm (700 lm***) @ 4000 K
<i>McADAM steps</i>	55 lm/W @ 3000 K 55 lm/W @ 4000 K
<i>Beam</i>	3
<i>CRI</i>	Diffuse
<i>Life time</i>	> 90
<i>IP rating</i>	L80-B15 > 60.000 h Ta 40°C
<i>IK rating</i>	IP 65
<i>Insulation class</i>	IK 04
	I

* Control available on request
DALI - 1/10V - DMX - TRIAC

** Light colour available on request
2200 K • 2700 K • RGBW

*** Source flux



MATERIALS

<i>Body</i>	Die-cast aluminium EN47100
<i>Diffuser</i>	Opal polycarbonate
<i>Finishing</i>	Polyester powder paint - cod. BK 3 0, cod. BK 3 1 Inox AISI 316L - cod. BK 3 2, cod. BK 3 3

ORDER CODE

BK 3 _ IPA D _ B 10 _	
<i>Finishing</i>	G Black ●
	H Grey ●
	L Graphite ●
<i>Light colour</i>	N 4000 K
	H 3000 K
<i>Model</i>	0 Open
	1 Striped

BK 3 _ IPA D _ B 10 _	
<i>Finishing</i>	Z Inox AISI 316L ●
<i>Light colour</i>	N 4000 K
	H 3000 K
<i>Model</i>	2 Open
	3 Striped

Example **BK 3 0 IPA D N B 10 H**


INCLUDED ACCESSORIES

<i>Code</i>	<i>Description</i>	<i>Page</i>
-	Housing box	-

brick light_as

WALL RECESSED



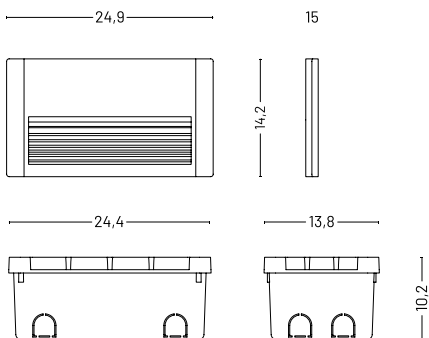
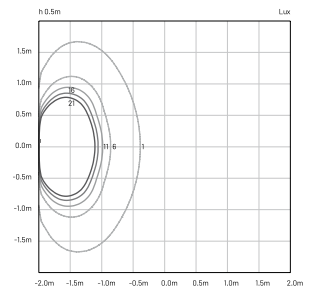
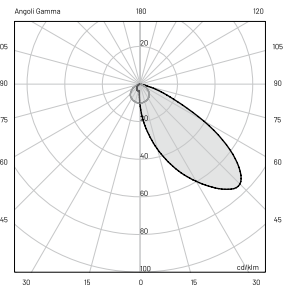
Wattage	12 W
Voltage	220-240 Vac
Beam	

TECHNICAL SPECIFICATIONS

Source lamp	LED 12 W
Total wattage	15 W
Voltage	220-240 Vac, 50-60 Hz
Control	On/Off (other controls on request*)
Light colour	3000 K • 4000 K (other colours on request**)
Luminous flux	95 lm (1040 lm***) @ 3000 K 95 lm (1040 lm***) @ 4000 K
Luminous efficacy	6.5 lm/W @ 3000 K 6.5 lm/W @ 4000 K
McADAM steps	3
Beam	Asymmetric
CRI	> 90
Life time	L80-B15 > 60.000 h Ta 40°C
IP rating	IP 65
IK rating	IK 08
Insulation class	I

ASYMMETRIC

- * Control available on request
DALI - 1/10V - DMX - TRIAC
- ** Light colour available on request
2200 K • 2700 K • RGBW
- *** Source flux



MATERIALS

<i>Body</i>	Die-cast aluminium
<i>Diffuser</i>	Opal polycarbonate
<i>Finishing</i>	Polyester powder paint

ORDER CODE

BK 4 0 IPA A _ B 1 0 _

<i>Finishing</i>	G	Black	●
	H	Grey	●
	L	Graphite	●
<i>Light colour</i>	N	4000 K	
	H	3000 K	

Example **BK 4 0 IPA A N B 1 0 L**

INCLUDED ACCESSORIES

<i>Code</i>	<i>Description</i>	<i>Page</i>
0404M004	Single connection IP68	538





60

car-go

design by Landa R&D

IRRESISTIBLE STRENGTH.

[FORZA IRRESISTIBILE.]





PRODUCT RANGE

FLOOR RECESSED



CAR-GO 50
> 64



CAR-GO 80
> 66



CAR-GO 125
> 68



CAR-GO 200
> 70



CAR-GO_S 50
> 74



CAR-GO_S 80
> 76



CAR-GO_S 125
> 78



CAR-GO_S 200
> 80



CAR-GO_L 130
> 82



CAR-GO_L 300
> 84



CAR-GO_L 600
> 86





CAR-GO_L 900
> 88



64 car-go 50

FLOOR RECESSED



Wattage	<u>3 W</u>
Voltage	<u>24 Vdc</u>
Beam	
Walk over	 <u>max 500 kg</u>

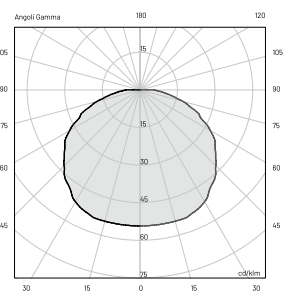
TECHNICAL SPECIFICATIONS

Source lamp	<u>LED 3 W</u>
Total wattage	<u>3 W</u>
Voltage	<u>24 Vdc</u>
Control	<u>Power supply not included (other controls on request*)</u>
Light colour	<u>3000 K (other colours on request**)</u>
Luminous flux	<u>70 lm (350 lm***)</u>
Luminous efficacy	<u>24 lm/W</u>
McADAM steps	<u>3</u>
Beam	<u>diffuse</u>
CRI	<u>> 90</u>
Life time	<u>L80-B15 > 60.000 h Ta 40°C</u>
IP rating	<u>IP 67</u>
IK rating	<u>IK 10</u>
Insulation class	<u>III</u>

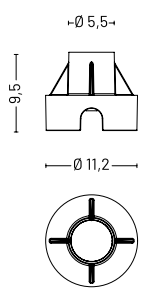
* **Control available on request**
DALI - 1/10V - DMX - TRIAC

** **Light colour available on request**
2200 K • 2700 K • RGBW

*** Source flux



<u>E (LUX)</u>		
<i>H (m)</i>	<i>lux (3000 K)</i>	<i>Ø (m)</i>
1.00	19	4.26
2.00	5	8.52
3.00	2	12.77
4.00	1	17.03
5.00	1	21.29



MATERIALS

<i>Body</i>	Extruded aluminium EN AW6026
<i>Diffuser</i>	Opal glass
<i>Finishing</i>	Glass

ORDER CODE**CG 3 0 IPT D H B 7 Z U****INCLUDED ACCESSORIES**


<i>Code</i>	<i>Description</i>	<i>Page</i>
-	1 m length cable -05RN-F	-
-	Housing box	-



AVAILABLE ACCESSORIES

<i>Code</i>	<i>Description</i>	<i>Page</i>
00KCG.01	Recessed box adjusting kit	535
0303003	Glass lifting suction pad	538
0404M011	Single connection IP68	539
0404M019	Three-way connection box mini	539
0409BT014	Transformer _ 24 Vdc - 12 W (connect up to 4 pcs)	539
0409BT015	Transformer _ 24 Vdc - 25 W (connect up to 8 pcs)	539
0409BT016	Transformer _ 24 Vdc - 100 W (connect up to 30 pcs)	539

car-go 80

FLOOR RECESSED



Wattage	5 W
Voltage	24 Vdc
Beam	
Walk over	 max 500 kg

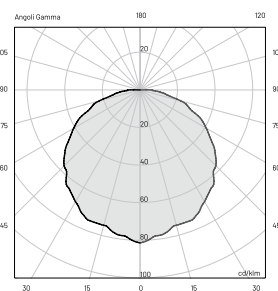
TECHNICAL SPECIFICATIONS

Source lamp	LED 5 W
Total wattage	5 W
Voltage	24 Vdc
Control	Power supply not included (other controls on request*)
Light colour	3000 K (other colours on request**)
Luminous flux	155 lm (590 lm***)
Luminous efficacy	31 lm/W
McADAM steps	3
Beam	diffuse
CRI	> 90
Life time	L80-B15 > 60.000 h Ta 40°C
IP rating	IP 67
IK rating	IK 10
Insulation class	III

* Control available on request
DALI - 1/10V - DMX - TRIAC

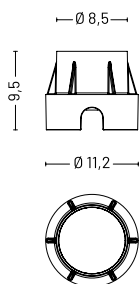
** Light colour available on request
2200 K • 2700 K • RGBW

*** Source flux



E (LUX)

H (m)	lux (3000 K)	Ø (m)
1.00	48	3.46
2.00	12	6.93
3.00	5	10.39
4.00	3	13.86
5.00	2	17.32



MATERIALS

<i>Body</i>	Extruded aluminium EN AW6026
<i>Diffuser</i>	Opal glass
<i>Finishing</i>	Glass

ORDER CODE

CG 5 0 IPT D H B 7 Z U

INCLUDED ACCESSORIES

<i>Code</i>	<i>Description</i>	<i>Page</i>
-	1 m length cable -05RN-F	-
-	Housing box	-



AVAILABLE ACCESSORIES

<i>Code</i>	<i>Description</i>	<i>Page</i>
00KCG.01	Recessed box adjusting kit	535
0303003	Glass lifting suction pad	538
0404M011	Single connection IP68	539
0404M019	Three-way connection box mini	539
0409BT014	Transformer _ 24 Vdc - 12 W (connect up to 2 pcs)	539
0409BT015	Transformer _ 24 Vdc - 25 W (connect up to 5 pcs)	539
0409BT016	Transformer _ 24 Vdc - 100 W (connect up to 20 pcs)	539

68 car-go 125

FLOOR RECESSED



Wattage	8 W
Voltage	24 Vdc
Beam	
Drive over	 max 20 km/h max 2000 kg

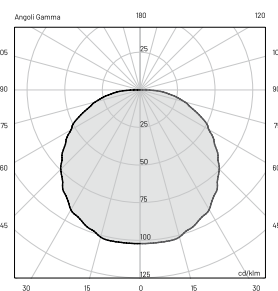
TECHNICAL SPECIFICATIONS

Source lamp	LED 8 W
Total wattage	8 W
Voltage	24 Vdc
Control	Power supply not included (other controls on request*)
Light colour	3000 K (other colours on request**)
Luminous flux	320 lm (940 lm***)
Luminous efficacy	40 lm/W
McADAM steps	3
Beam	diffuse
CRI	> 90
Life time	L80-B15 > 60.000 h Ta 40°C
IP rating	IP 67
IK rating	IK 10
Insulation class	III

* Control available on request
DALI - 1/10V - DMX - TRIAC

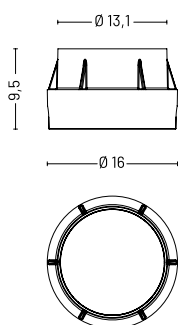
** Light colour available on request
2200 K • 2700 K • RGBW

*** Source flux



E (LUX)

H (m)	lux (3000 K)	Ø (m)
1.00	96	3.76
2.00	24	7.52
3.00	11	11.28
4.00	6	15.05
5.00	4	18.81



MATERIALS

<i>Body</i>	Extruded aluminium EN AW6026
<i>Diffuser</i>	Opal glass
<i>Finishing</i>	Glass

ORDER CODE

CG 6 0 IPT D H B 7 Z U

INCLUDED ACCESSORIES

<i>Code</i>	<i>Description</i>	<i>Page</i>
-	1 m length cable -05RN-F	-
-	Housing box	-



AVAILABLE ACCESSORIES

<i>Code</i>	<i>Description</i>	<i>Page</i>
00KCG.02	Recessed box adjusting kit	535
0303004	Glass lifting suction pad	538
0404M011	Single connection IP68	539
0404M019	Three-way connection box mini	539
0409BT014	Transformer _ 24 Vdc - 12 W (connect up to 1 pc)	539
0409BT015	Transformer _ 24 Vdc - 25 W (connect up to 3 pcs)	539
0409BT016	Transformer _ 24 Vdc - 100 W (connect up to 12 pcs)	539

70 car-go 200

FLOOR RECESSED



Wattage	12 W
Voltage	24 Vdc
Beam	
Drive over	 max 20 km/h max 2000 kg

TECHNICAL SPECIFICATIONS

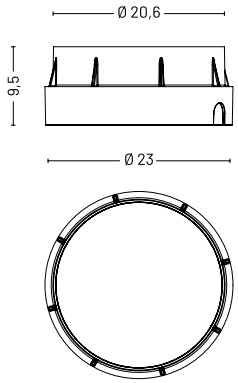
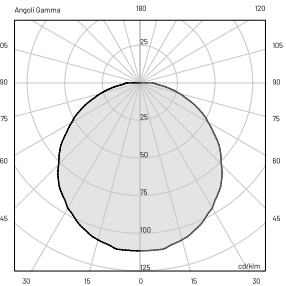
Source lamp	LED 12 W
Total wattage	12 W
Voltage	24 Vdc
Control	Power supply not included (other controls on request*)
Light colour	3000 K (other colours on request**)
Luminous flux	490 lm (1400 lm***)
Luminous efficacy	41 lm/W
McADAM steps	3
Beam	diffuse
CRI	> 90
Life time	L80-B15 > 60.000 h Ta 40°C
IP rating	IP 67
IK rating	IK 10
Insulation class	III

DIFFUSE

* Control available on request
DALI - 1/10V - DMX - TRIAC

** Light colour available on request
2200 K • 2700 K • RGBW

*** Source flux



E (LUX)

H (m)	lux (3000 K)	Ø (m)
1.00	156	3.20
2.00	39	6.40
3.00	17	9.60
4.00	10	12.80
5.00	6	16.00

MATERIALS

<i>Body</i>	Extruded aluminium EN AW6026
<i>Diffuser</i>	Opal glass
<i>Finishing</i>	Glass

ORDER CODE**CG 8 0 IPT DH B 7 Z U****INCLUDED ACCESSORIES**

<i>Code</i>	<i>Description</i>	<i>Page</i>
-	1 m length cable -05RN-F	-
-	Housing box	-

AVAILABLE ACCESSORIES



<i>Code</i>	<i>Description</i>	<i>Page</i>
00KCG.03	Recessed box adjusting kit	535
0303004	Glass lifting suction pad	538
0404M011	Single connection IP68	539
0404M019	Three-way connection box mini	539
0409BT015	Transformer _ 24 Vdc - 25 W (connect up to 2 pcs)	539
0409BT016	Transformer _ 24 Vdc - 100 W (connect up to 8 pcs)	539





FLOOR RECESSED

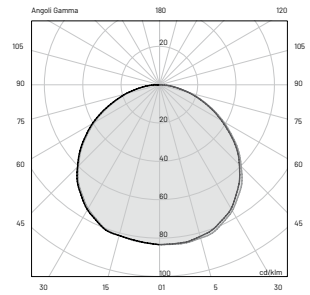


Wattage	3 W
Voltage	24 Vdc
Beam	
Walk over	 max 500 kg

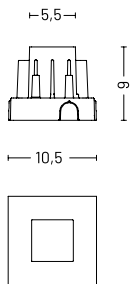
TECHNICAL SPECIFICATIONS

Source lamp	LED 3 W
Total wattage	3 W
Voltage	24 Vdc
Control	Power supply not included (other controls on request*)
Light colour	3000 K (other colours on request**)
Luminous flux	67 lm (420 lm***)
Luminous efficacy	22 lm/W
McADAM steps	3
Beam	diffuse
CRI	> 90
Life time	L80-B15 > 60.000 h Ta 40°C
IP rating	IP 67
IK rating	IK 10
Insulation class	III

- * Control available on request
DALI - 1/10V - DMX - TRIAC
- ** Light colour available on request
2200 K • 2700 K • RGBW
- *** Source flux



H (m)	lux (3000 K)	Ø (m)
1.00	21	4.26
2.00	5	8.52
3.00	2	12.77
4.00	1	17.03
5.00	1	21.29



MATERIALS

<i>Body</i>	Die-cast aluminium EN 47100
<i>Diffuser</i>	Opal glass
<i>Finishing</i>	Glass

ORDER CODE**CG 3 5 IPT D H B 7 Z U****INCLUDED ACCESSORIES**

<i>Code</i>	<i>Description</i>	<i>Page</i>
-	0.5 m length cable -05RN-F	-
-	Housing box	-

AVAILABLE ACCESSORIES

<i>Code</i>	<i>Description</i>	<i>Page</i>
00KCG0.01	Recessed box adjusting kit	535
0404M011	Single connection IP68	539
0404M019	Three-way connection box mini	539
0409BT014	Transformer _ 24 Vdc - 12 W (connect up to 3 pcs)	539
0409BT015	Transformer _ 24 Vdc - 25 W (connect up to 5 pcs)	539
0409BT016	Transformer _ 24 Vdc - 100 W (connect up to 20 pcs)	539

FLOOR RECESSED



Wattage	4 W
Voltage	24 Vdc
Beam	
Walk over	max 500 kg

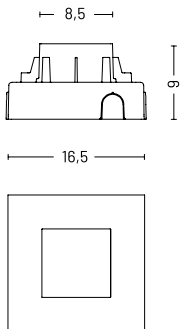
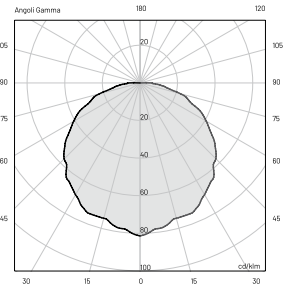
TECHNICAL SPECIFICATIONS

Source lamp	LED 4 W
Total wattage	4 W
Voltage	24 Vdc
Control	Power supply not included (other controls on request*)
Light colour	3000 K (other colours on request**)
Luminous flux	150 lm (550 lm***)
Luminous efficacy	38 lm/W
McADAM steps	3
Beam	diffuse
CRI	> 90
Life time	L80-B15 > 60.000 h Ta 40°C
IP rating	IP 67
IK rating	IK 10
Insulation class	III

* Control available on request
DALI - 1/10V - DMX - TRIAC

** Light colour available on request
2200 K • 2700 K • RGBW

*** Source flux



E (LUX)

H (m)	lux (3000 K)	Ø (m)
1.00	42	4.41
2.00	10	8.82
3.00	5	13.22
4.00	3	17.63
5.00	2	22.04

MATERIALS

<i>Body</i>	Die-cast aluminium EN 47100
<i>Diffuser</i>	Opal glass
<i>Finishing</i>	Glass

ORDER CODE

CG 5 5 IPT D H B 7 Z U

INCLUDED ACCESSORIES

<i>Code</i>	<i>Description</i>	<i>Page</i>
-	0.5 m length cable -05RN-F	-
-	Housing box	-



AVAILABLE ACCESSORIES

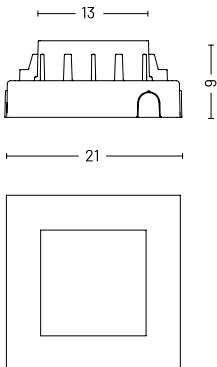
<i>Code</i>	<i>Description</i>	<i>Page</i>
00KCG0.02	Recessed box adjusting kit	535
0303003	Glass lifting suction pad	538
0404M011	Single connection IP68	539
0404M019	Three-way connection box mini	539
0409BT014	Transformer _ 24 Vdc - 12 W (connect up to 2 pcs)	539
0409BT015	Transformer _ 24 Vdc - 25 W (connect up to 5 pcs)	539
0409BT016	Transformer _ 24 Vdc - 100 W (connect up to 20 pcs)	539

car-go_s 125

FLOOR RECESSED



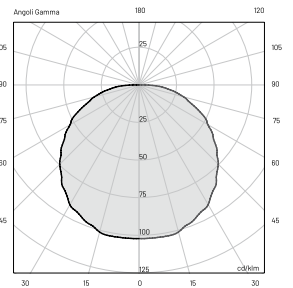
Wattage	6.5 W
Voltage	24 Vdc
Beam	
Drive over	 max 20 km/h max 2000 kg



TECHNICAL SPECIFICATIONS

Source lamp	LED 6.5 W
Total wattage	6.5 W
Voltage	24 Vdc
Control	Power supply not included (other controls on request*)
Light colour	3000 K (other colours on request**)
Luminous flux	355 lm (994 lm***)
Luminous efficacy	55 lm/W
McADAM steps	3
Beam	diffuse
CRI	> 90
Life time	L80-B15 > 60.000 h Ta 40°C
IP rating	IP 67
IK rating	IK 10
Insulation class	III

- * Control available on request
DALI - 1/10V - DMX - TRIAC
- ** Light colour available on request
2200 K • 2700 K • RGBW
- *** Source flux



E (LUX)		
H (m)	lux (3000 K)	Ø (m)
1.00	101	4.20
2.00	22	8.39
3.00	11	12.59
4.00	6	16.79
5.00	4	20.98

MATERIALS

<i>Body</i>	Die-cast aluminium EN 47100
<i>Diffuser</i>	Opal glass
<i>Finishing</i>	Glass

ORDER CODE**CG 6 5 IPT D H B 7 Z U****INCLUDED ACCESSORIES**

<i>Code</i>	<i>Description</i>	<i>Page</i>
-	0.5 m length cable -05RN-F	-
-	Housing box	-



AVAILABLE ACCESSORIES

<i>Code</i>	<i>Description</i>	<i>Page</i>
00KCG0.03	Recessed box adjusting kit	535
0303004	Glass lifting suction pad	538
0404M011	Single connection IP68	539
0404M019	Three-way connection box mini	539
0409BT014	Transformer _ 24 Vdc - 12 W (connect up to 1 pc)	539
0409BT015	Transformer _ 24 Vdc - 25 W (connect up to 3 pcs)	539
0409BT016	Transformer _ 24 Vdc - 100 W (connect up to 12 pcs)	539

car-go_s 200

FLOOR RECESSED

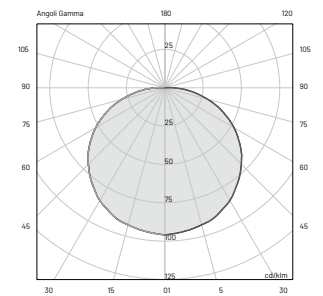


Wattage	10 W
Voltage	24 Vdc
Beam	
Drive over	 max 20 km/h max 2000 kg

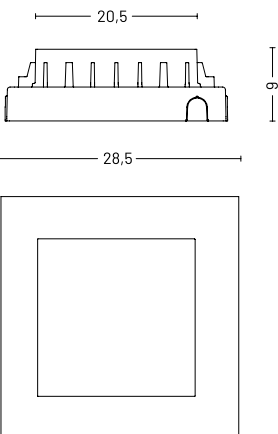
TECHNICAL SPECIFICATIONS

Source lamp	LED 10 W
Total wattage	10 W
Voltage	24 Vdc
Control	Power supply not included (other controls on request*)
Light colour	3000 K (other colours on request**)
Luminous flux	474 lm (1470 lm***)
Luminous efficacy	50 lm/W
McADAM steps	3
Beam	diffuse
CRI	> 90
Life time	L80-B15 > 60.000 h Ta 40°C
IP rating	IP 67
IK rating	IK 10
Insulation class	III

- * Control available on request
DALI - 1/10V - DMX - TRIAC
- ** Light colour available on request
2200 K • 2700 K • RGBW
- *** Source flux



H (m)	lux (3000 K)	Ø (m)
1.00	141	3.90
2.00	35	7.78
3.00	17	11.68
4.00	10	15.57
5.00	6	19.46



MATERIALS

<i>Body</i>	Die-cast aluminium EN 47100
<i>Diffuser</i>	Opal glass
<i>Finishing</i>	Glass

ORDER CODE**CG 8 5 IPT D H B 7 Z U****INCLUDED ACCESSORIES**

<i>Code</i>	<i>Description</i>	<i>Page</i>
-	0.5 m length cable -05RN-F	-
-	Housing box	XXX



AVAILABLE ACCESSORIES

<i>Code</i>	<i>Description</i>	<i>Page</i>
00KCG0.04	Recessed box adjusting kit	535
0303004	Glass lifting suction pad	538
0404M011	Single connection IP68	539
0404M019	Three-way connection box mini	539
0409BT015	Transformer _ 24 Vdc - 25 W (connect up to 2 pcs)	539
0409BT016	Transformer _ 24 Vdc - 100 W (connect up to 8 pcs)	539

car-go_1 130

FLOOR RECESSED



Wattage	2.5 W
Voltage	24 Vdc
Beam	
Drive over	 max 20 km/h max 2000 kg

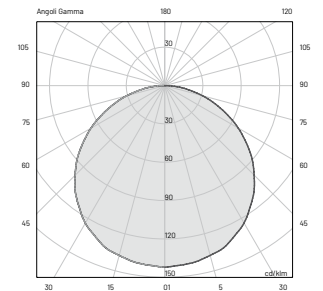
TECHNICAL SPECIFICATIONS

Source lamp	LED 2.5 W
Total wattage	2.5 W
Voltage	24 Vdc
Control	Power supply not included (other controls on request*)
Light colour	3000 K (other colours on request**)
Luminous flux	115 lm (285 lm***)
Luminous efficacy	45 lm/W
McADAM steps	3
Beam	diffuse
CRI	> 90
Life time	L80-B15 > 60.000 h Ta 40°C
IP rating	IP 67
IK rating	IK 10
Insulation class	III

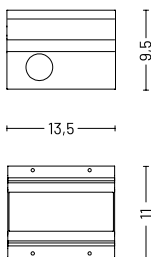
* Control available on request
DALI - 1/10V - DMX - TRIAC

** Light colour available on request
2200 K • 2700 K • RGBW

*** Source flux



E (LUX)		
H (m)	lux (3000 K)	Ø (m)
1.00	35	3.49
2.00	9	6.98
3.00	4	10.48
4.00	2	13.97
5.00	1	17.46



MATERIALS

<i>Body</i>	Extruded aluminium EN AW6026
<i>Diffuser</i>	Opal glass
<i>Finishing</i>	Glass

ORDER CODE

CG L 1 IPT D H B 7 Z U

INCLUDED ACCESSORIES

<i>Code</i>	<i>Description</i>	<i>Page</i>
-	0.5 m length cable -05RN-F	-
-	Single connection IP68	-

AVAILABLE ACCESSORIES

<i>Code</i>	<i>Description</i>	<i>Page</i>
00CCL1.STD	Housing box	534
0404M019	Three-way connection box mini	539
0409BT014	Transformer _ 24 Vdc - 12 W (connect up to 2 pcs)	539
0409BT015	Transformer _ 24 Vdc - 25 W (connect up to 5 pcs)	539
0409BT016	Transformer _ 24 Vdc - 100 W (connect up to 20 pcs)	539

car-go_1 300

FLOOR RECESSED



Wattage	12 W
Voltage	24 Vdc
Beam	
Drive over	 max 20 km/h max 2000 kg

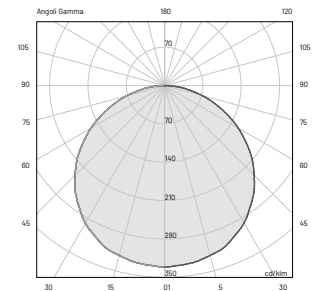
TECHNICAL SPECIFICATIONS

Source lamp	LED 12 W
Total wattage	12 W
Voltage	24 Vdc
Control	Power supply not included (other controls on request*)
Light colour	3000 K (other colours on request**)
Luminous flux	510 lm (1340 lm***)
Luminous efficacy	43 lm/W
McADAM steps	3
Beam	diffuse
CRI	> 90
Life time	L80-B15 > 60.000 h Ta 40°C
IP rating	IP 67
IK rating	IK 10
Insulation class	III

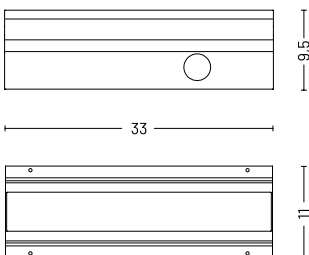
* Control available on request
DALI - 1/10V - DMX - TRIAC

** Light colour available on request
2200 K • 2700 K • RGBW

*** Source flux



E (LUX)		
H (m)	lux (3000 K)	Ø (m)
1.00	169	3.21
2.00	42	6.42
3.00	19	9.62
4.00	11	12.83
5.00	7	16.04



MATERIALS

<i>Body</i>	Extruded aluminium EN AW6026
<i>Diffuser</i>	Opal glass
<i>Finishing</i>	Glass

ORDER CODE**CG L 3 IPT DH B 7 Z U****INCLUDED ACCESSORIES**

<i>Code</i>	<i>Description</i>	<i>Page</i>
-	1 m length cable -05RN-F	-
-	Single connection IP68	-



AVAILABLE ACCESSORIES

<i>Code</i>	<i>Description</i>	<i>Page</i>
00CGL30.STD	Housing box	534
0404M019	Three-way connection box mini	539
0409BT015	Transformer _ 24 Vdc - 25 W (connect up to 2 pcs)	539
0409BT016	Transformer _ 24 Vdc - 100 W (connect up to 6 pcs)	539

car-go_1 600

FLOOR RECESSED

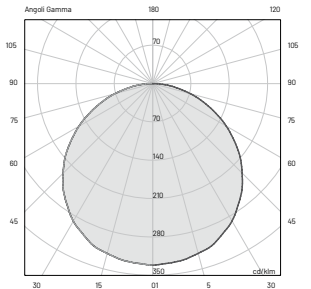


Wattage	24 W
Voltage	24 Vdc
Beam	
Drive over	 max 20 km/h max 2000 kg

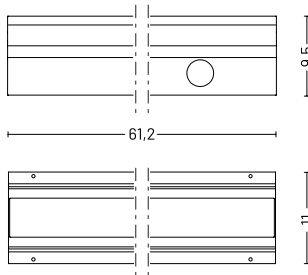
TECHNICAL SPECIFICATIONS

Source lamp	LED 24 W
Total wattage	24 W
Voltage	24 Vdc
Control	Power supply not included (other controls on request*)
Light colour	3000 K (other colours on request**)
Luminous flux	1020 lm (2680 lm***)
Luminous efficacy	43 lm/W
McADAM steps	3
Beam	diffuse
CRI	> 90
Life time	L80-B15 > 60.000 h Ta 40°C
IP rating	IP 67
IK rating	IK 10
Insulation class	III

- * Control available on request
DALI - 1/10V - DMX - TRIAC
- ** Light colour available on request
2200 K • 2700 K • RGBW
- *** Source flux



E (LUX)		
H (m)	lux (3000 K)	Ø (m)
1.00	338	3.21
2.00	85	6.42
3.00	38	9.62
4.00	21	12.83
5.00	14	16.04



MATERIALS

<i>Body</i>	Extruded aluminium EN AW6026
<i>Diffuser</i>	Opal glass
<i>Finishing</i>	Glass

ORDER CODE**CG L 6 IPT DH B 7 Z U****INCLUDED ACCESSORIES**

<i>Code</i>	<i>Description</i>	<i>Page</i>
-	1 m length cable -05RN-F	-
-	Single connection IP68	-



AVAILABLE ACCESSORIES

<i>Code</i>	<i>Description</i>	<i>Page</i>
00CGL60.STD	Housing box	534
0404M019	Three-way connection box mini	539
0409BT015	Transformer _ 24 Vdc - 25 W (connect up to 1 pcs)	539
0409BT016	Transformer _ 24 Vdc - 100 W (connect up to 3 pcs)	539

car-go_1 900

FLOOR RECESSED

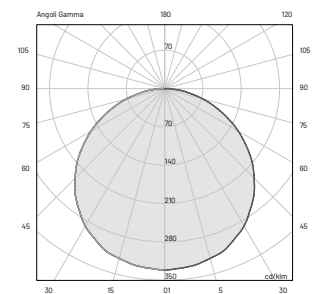


Wattage	34 W
Voltage	24 Vdc
Beam	
Drive over	 max 20 km/h max 2000 kg

TECHNICAL SPECIFICATIONS

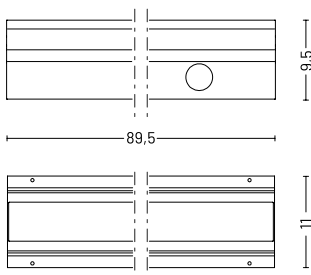
Source lamp	LED 34 W
Total wattage	34 W
Voltage	24 Vdc
Control	Power supply not included (other controls on request*)
Light colour	3000 K (other colours on request**)
Luminous flux	1300 lm (3120 lm***)
Luminous efficacy	38 lm/W
McADAM steps	3
Beam	diffuse
CRI	> 90
Life time	L80-B15 > 60.000 h Ta 40°C
IP rating	IP 67
IK rating	IK 10
Insulation class	III

- * Control available on request
DALI - 1/10V - DMX - TRIAC
- ** Light colour available on request
2200 K • 2700 K • RGBW
- *** Source flux



E (LUX)

H (m)	lux (3000 K)	Ø (m)
1.00	431	3.21
2.00	108	6.42
3.00	48	9.62
4.00	27	12.83
5.00	17	16.04



MATERIALS

<i>Body</i>	Extruded aluminium EN AW6026
<i>Diffuser</i>	Opal glass
<i>Finishing</i>	Glass

ORDER CODE**CG L 9 IPT DH B 7 Z U****INCLUDED ACCESSORIES**

<i>Code</i>	<i>Description</i>	<i>Page</i>
-	1 m length cable -05RN-F	-
-	Single connection IP68	-

AVAILABLE ACCESSORIES

<i>Code</i>	<i>Description</i>	<i>Page</i>
00CGL90.STD	Housing box	534
0404M019	Three-way connection box mini	539
0409BT016	Transformer _ 24 Vdc - 100 W (connect up to 2 pcs)	539





eye

design by Landa R&D



VISIBLE EXPLORER.

[ESPLORATORE VISIBILE.]



PRODUCT RANGE

CEILING RECESSED



EYE 80
> 98



EYE 125
> 102



EYE 200
> 110



EYE_L 130
> 124



EYE_L 300
> 132



EYE_L 600
> 140



EYE_L 900
> 148

CEILING LAMPS



EYE 80
> 96



EYE 125
> 100



EYE 200
> 106



EYE_S 80
> 114



EYE_S 125
> 116



EYE_S 200
> 118



EYE_L 130
> 120



EYE_L 300
> 128



EYE_L 600
> 136



EYE_L 900
> 144

PROJECTORS



EYE_L 130
> 120




EYE_L 300
> 128



EYE_L 600
> 136



EYE_L 900
> 144



eye 80

CEILING LAMP



Wattage 5 W

Voltage 24 Vdc

Beam 

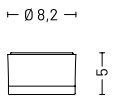
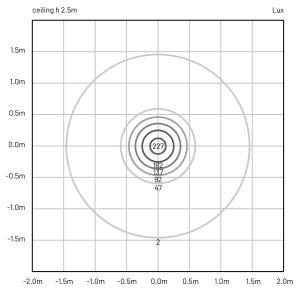
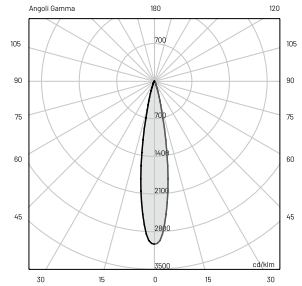
TECHNICAL SPECIFICATIONS

Source lamp	<u>LED 5 W</u>
Total wattage	<u>5 W</u>
Voltage	<u>24 Vdc</u>
Control	<u>Power supply not included (other controls on request*)</u>
Light colour	<u>3000 K (other colours on request**)</u>
Luminous flux	<u>220 lm (500 lm***)</u>
Luminous efficacy	<u>44 lm/W</u>
McADAM steps	<u>3</u>
Beam	<u>20°</u>
CRI	<u>> 90</u>
Life time	<u>L80-B15 > 60.000 h Ta 40°C</u>
IP rating	<u>IP 65</u>
IK rating	<u>IK 08</u>
Insulation class	<u>III</u>

* **Control available on request**
DALI - 1/10V - DMX - TRIAC

** **Light colour available on request**
2200 K • 2700 K • RGBW

*** Source flux

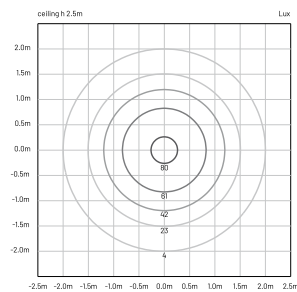
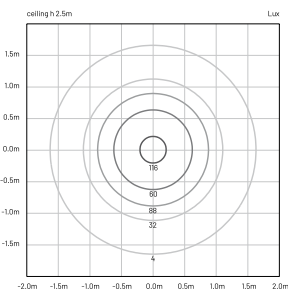
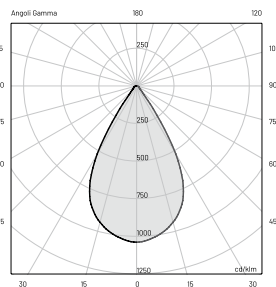
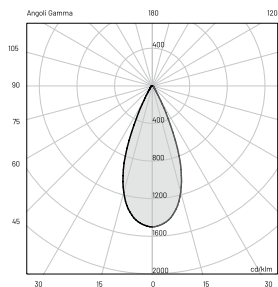


FLOOD

LED 5 W
5 W
24 Vdc
Power supply not included (other controls on request*)
3000 K (other colours on request**)
400 lm (500 lm***)
80 lm/W
3
40°
> 90
L80-B15 > 60.000 h Ta 40°C
IP 65
IK 08
III

WIDE FLOOD

LED 5 W
5 W
24 Vdc
Power supply not included (other controls on request*)
3000 K (other colours on request**)
460 lm (500 lm***)
92 lm/W
3
60°
> 90
L80-B15 > 60.000 h Ta 40°C
IP 65
IK 08
III



MATERIALS

Body	Die-cast aluminium EN47100
Diffuser	Extra clear glass
Finishing	Polyester powder paint

ORDER CODE

EY 5 0 POS _ H B 7 Z _

Finishing	G	Black	●
	H	Grey	●
	L	Graphite	●
	U	White	○
	V	Oxide	●
Beam	S	Spot	
	F	Flood	
	W	Wide flood	

Example EY 5 0 POS S H B 7 Z L

AVAILABLE ACCESSORIES

Code	Description	Page
0409BT014	Transformer _ 24 Vdc - 12 W (connect up to 2 pcs)	539
0409BT015	Transformer _ 24 Vdc - 25 W (connect up to 4 pcs)	539
0409BT016	Transformer _ 24 Vdc - 100 W (connect up to 16 pcs)	539

eye 80

CEILING RECESSED



Wattage 5 W

Voltage 24 Vdc

Beam 

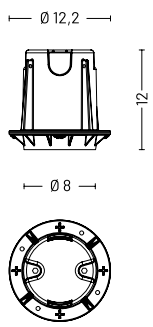
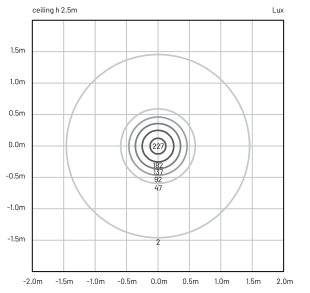
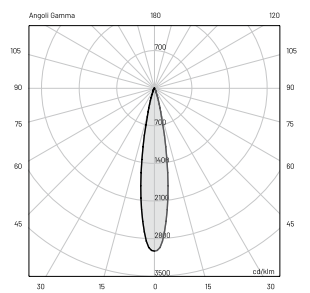
TECHNICAL SPECIFICATIONS

Source lamp	SPOT
Total wattage	LED 5 W
Voltage	5 W
Control	24 Vdc
Light colour	Power supply not included (other controls on request*)
Luminous flux	3000 K (other colours on request**)
Luminous efficacy	220 lm (500 lm***)
McADAM steps	44 lm/W
Beam	3
CRI	20°
Life time	> 90
IP rating	L80-B15 > 60.000 h Ta 40°C
IK rating	IP 65
Insulation class	IK 08
	III

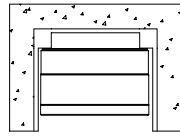
* Control available on request
DALI - 1/10V - DMX - TRIAC

** Light colour available on request
2200 K • 2700 K • RGBW

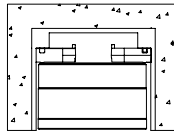
*** Source flux



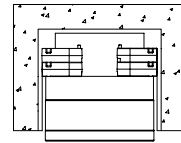
recessed installation



flush installation



protruding installation



FLOOD

LED 5 W
5 W
24 Vdc
Power supply not included (other controls on request*)
3000 K (other colours on request**)
400 lm (500 lm***)
80 lm/W
3
40°
> 90
L80-B15 > 60.000 h Ta 40°C
IP 65
IK 08
III

WIDE FLOOD

LED 5 W
5 W
24 Vdc
Power supply not included (other controls on request*)
3000 K (other colours on request**)
460 lm (500 lm***)
92 lm/W
3
60°
> 90
L80-B15 > 60.000 h Ta 40°C
IP 65
IK 08
III

MATERIALS

Body	Die-cast aluminium EN47100
Diffuser	Extra clear glass
Finishing	Polyester powder paint

ORDER CODE

EY 5 0 ISO _ H B 7 Z U

Beam	S Spot
	F Flood
	W Wide flood

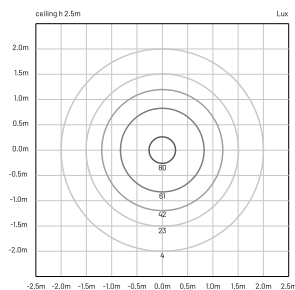
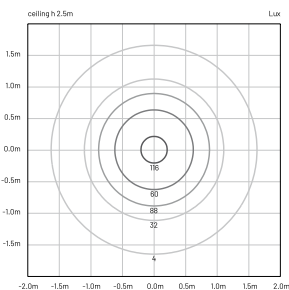
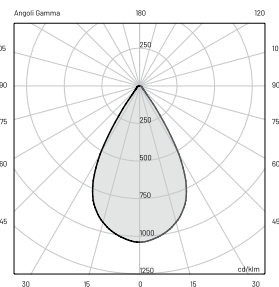
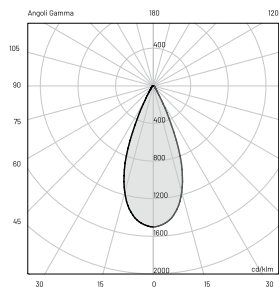
Example EY 5 0 ISO S H B 7 Z U

INCLUDED ACCESSORIES

Code	Description	Page
-	Housing box	701

AVAILABLE ACCESSORIES

Code	Description	Page
00KEY50	Levelling kit	535
010829600000	Plastering rim	537
0303003	Suction cup to screw the glass	538
0409BT014	Transformer _ 24 Vdc - 12 W (connect up to 2 pcs)	539
0409BT015	Transformer _ 24 Vdc - 25 W (connect up to 4 pcs)	539
0409BT016	Transformer _ 24 Vdc - 100 W (connect up to 16 pcs)	539

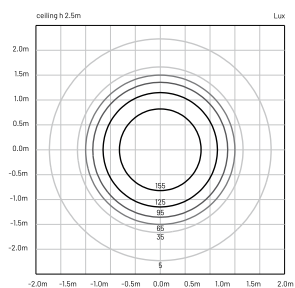
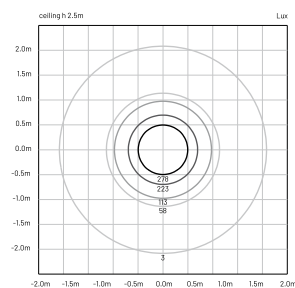
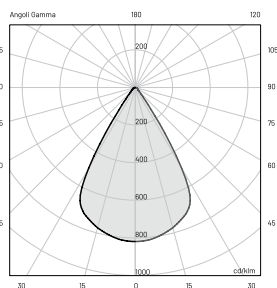
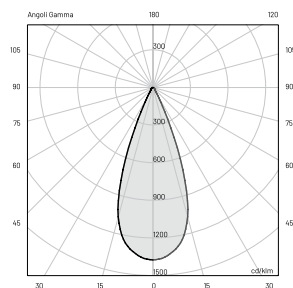


FLOOD

LED 12 W
14.5 W
220-240 Vac, 50-60Hz
On/Off (other controls on request*)
3000 K (other colours on request**)
950 lm (1500 lm***)
63 lm/W
3
40°
> 90
L80-B15 > 60.000 h Ta 40°C
IP 65
IK 08
I

WIDE FLOOD

LED 12 W
14.5 W
220-240 Vac, 50-60Hz
On/Off (other controls on request*)
3000 K (other colours on request**)
1200 lm (1500 lm***)
80 lm/W
3
60°
> 90
L80-B15 > 60.000 h Ta 40°C
IP 65
IK 08
I



MATERIALS

Body	Die-cast aluminium EN47100
Diffuser	Extra clear glass
Finishing	Polyester powder paint

ORDER CODE

EY 6 0 POS _ HB 10 _

Finishing	G	Black	●
	H	Grey	●
	L	Graphite	●
	U	White	○
	V	Oxide	●
Beam	S	Spot	
	F	Flood	
	W	Wide flood	

Example

EY 6 0 POS S H B 10 L

eye 125

CEILING RECESSED



Wattage 12 W

Voltage 220-240 Vac

Beam

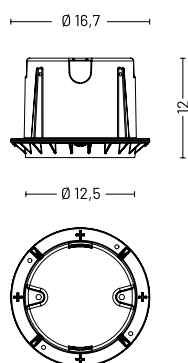
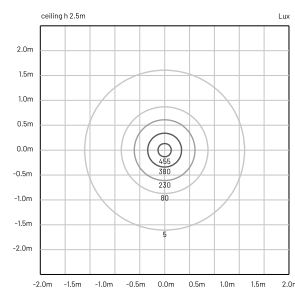
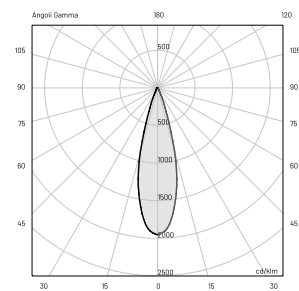
TECHNICAL SPECIFICATIONS

Source lamp	LED 12 W
Total wattage	14.5 W
Voltage	220-240 Vac, 50-60Hz
Control	On/Off (other controls on request*)
Light colour	3000 K (other colours on request**)
Luminous flux	785 lm (1500 lm***)
Luminous efficacy	52 lm/W
McADAM steps	3
Beam	20°
CRI	> 90
Life time	L80-B15 > 60.000 h Ta 40°C
IP rating	IP 65
IK rating	IK 08
Insulation class	I

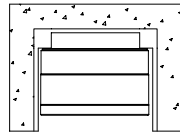
* Control available on request
DALI - 1/10V - DMX - TRIAC

** Light colour available on request
2200 K • 2700 K • RGBW

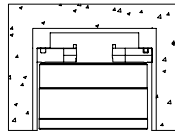
*** Source flux



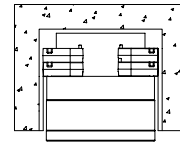
recessed installation



flush installation



protruding installation



FLOOD

LED 12 W
14.5 W
220-240 Vac, 50-60Hz
On/Off (other controls on request*)
3000 K (other colours on request**)
950 lm (1500 lm***)
63 lm/W
3
40°
> 90
L80-B15 > 60.000 h Ta 40°C
IP 65
IK 08
I

WIDE FLOOD

LED 12 W
14.5 W
220-240 Vac, 50-60Hz
On/Off (other controls on request*)
3000 K (other colours on request**)
1200 lm (1500 lm***)
80 lm/W
3
60°
> 90
L80-B15 > 60.000 h Ta 40°C
IP 65
IK 08
I

MATERIALS

Body	Die-cast aluminium EN47100
Diffuser	Extra clear glass
Finishing	Polyester powder paint

ORDER CODE

EY 6 0 ISO _ H B 1 0 U

Beam	S Spot
	F Flood
	W Wide flood

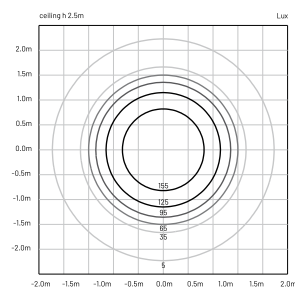
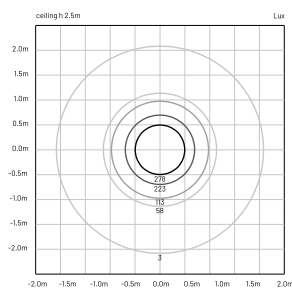
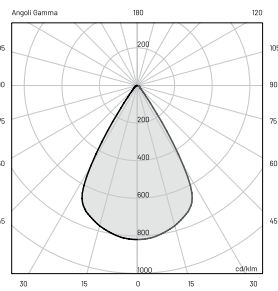
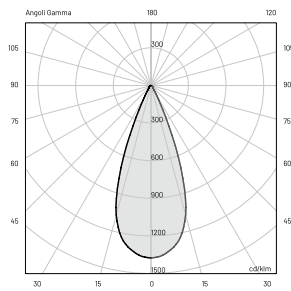
Example EY 6 0 ISO S H B 1 0 U

INCLUDED ACCESSORIES

Code	Description	Page
-	Housing box	701

AVAILABLE ACCESSORIES

Code	Description	Page
00KEY60	Levelling kit	535
010829700000	Plastering rim	537
0303004	Suction cup to screw the glass	538







eye 200

CEILING LAMP



Wattage 20 W

Voltage 220-240 Vac

Beam 

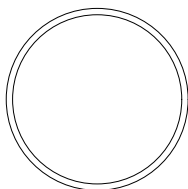
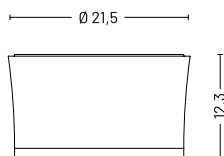
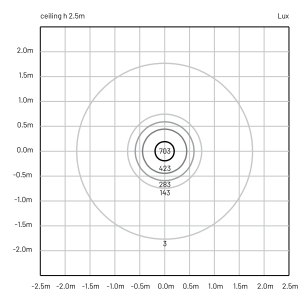
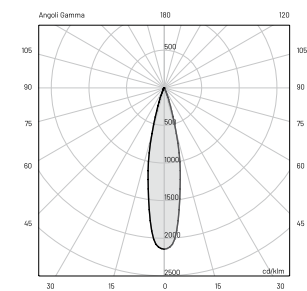
TECHNICAL SPECIFICATIONS

Source lamp	<u>LED 20 W</u>
Total wattage	<u>24 W</u>
Voltage	<u>220-240 Vac, 50-60Hz</u>
Control	<u>On/Off (other controls on request*)</u>
Light colour	<u>3000 K (other colours on request**)</u>
Luminous flux	<u>916 lm (2250 lm***)</u>
Luminous efficacy	<u>39 lm/W</u>
McADAM steps	<u>3</u>
Beam	<u>20°</u>
CRI	<u>> 90</u>
Life time	<u>L80-B15 > 60.000 h Ta 40°C</u>
IP rating	<u>IP 65</u>
IK rating	<u>IK 08</u>
Insulation class	<u>I</u>

* **Control available on request**
DALI - 1/10V - DMX - TRIAC

** **Light colour available on request**
2200 K • 2700 K • RGBW

*** Source flux

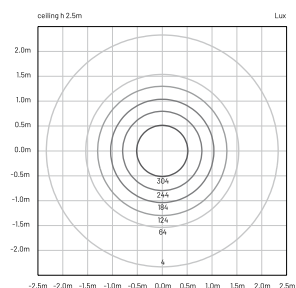
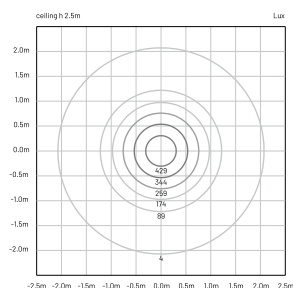
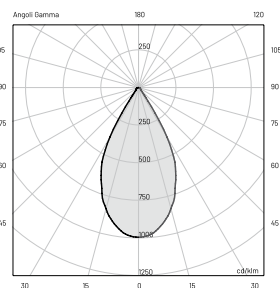
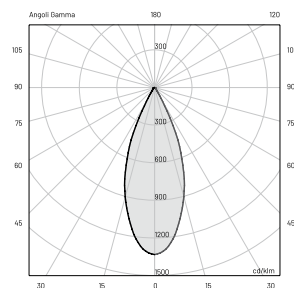


FLOOD

LED 20 W
24 W
220-240 Vac, 50-60Hz
On/Off (other controls on request*)
3000 K (other colours on request**)
1400 lm (2250 lm***)
58 lm/W
3
40°
> 90
L80-B15 > 60.000 h Ta 40°C
IP 65
IK 08
I

WIDE FLOOD

LED 20 W
24 W
220-240 Vac, 50-60Hz
On/Off (other controls on request*)
3000 K (other colours on request**)
1650 lm (2250 lm***)
69 lm/W
3
60°
> 90
L80-B15 > 60.000 h Ta 40°C
IP 65
IK 08
I



MATERIALS

Body	Die-cast aluminium EN47100
Diffuser	Extra clear glass
Finishing	Polyester powder paint

ORDER CODE

EY 8 0 POS _ HB 10 _

Finishing	G	Black	●
	H	Grey	●
	L	Graphite	●
	U	White	○
	V	Oxide	●
Beam	S	Spot	
	F	Flood	
	W	Wide flood	


Example EY 8 0 POS S H B 10 L





eye 200

CEILING RECESSED

Wattage 20 WVoltage 220-240 VacBeam 

TECHNICAL SPECIFICATIONS

Source lamp	<u>LED 20 W</u>
Total wattage	<u>24 W</u>
Voltage	<u>220-240 Vac, 50-60Hz</u>
Control	<u>On/Off (other controls on request*)</u>
Light colour	<u>3000 K (other colours on request**)</u>
Luminous flux	<u>916 lm (2250 lm***)</u>
Luminous efficacy	<u>39 lm/W</u>
McADAM steps	<u>3</u>
Beam	<u>20°</u>
CRI	<u>> 90</u>
Life time	<u>L80-B15 > 60.000 h Ta 40°C</u>
IP rating	<u>IP 65</u>
IK rating	<u>IK 08</u>
Insulation class	<u>I</u>

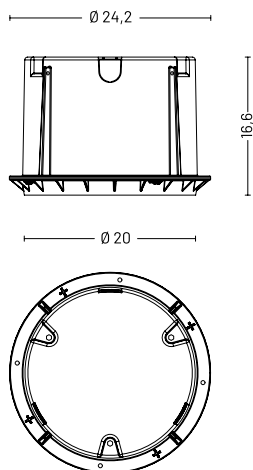
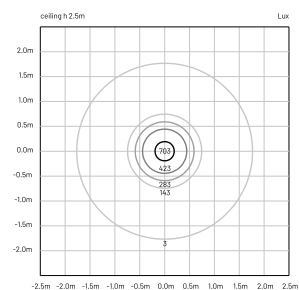
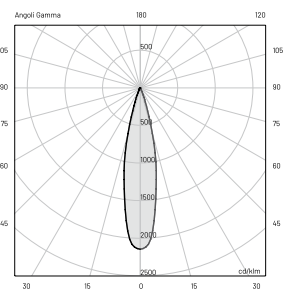
SPOT

Source lamp	<u>LED 20 W</u>
Total wattage	<u>24 W</u>
Voltage	<u>220-240 Vac, 50-60Hz</u>
Control	<u>On/Off (other controls on request*)</u>
Light colour	<u>3000 K (other colours on request**)</u>
Luminous flux	<u>916 lm (2250 lm***)</u>
Luminous efficacy	<u>39 lm/W</u>
McADAM steps	<u>3</u>
Beam	<u>20°</u>
CRI	<u>> 90</u>
Life time	<u>L80-B15 > 60.000 h Ta 40°C</u>
IP rating	<u>IP 65</u>
IK rating	<u>IK 08</u>
Insulation class	<u>I</u>

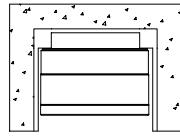
* **Control available on request**
DALI - 1/10V - DMX - TRIAC

** **Light colour available on request**
2200 K • 2700 K • RGBW

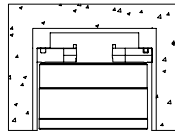
*** Source flux



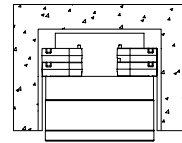
recessed installation



flush installation



protruding installation



FLOOD

LED 20 W
24 W
220-240 Vac, 50-60Hz
On/Off (other controls on request*)
3000 K (other colours on request**)
1400 lm (2250 lm***)
58 lm/W
3
40°
> 90
L80-B15 > 60.000 h Ta 40°C
IP 65
IK 08
I

WIDE FLOOD

LED 20 W
24 W
220-240 Vac, 50-60Hz
On/Off (other controls on request*)
3000 K (other colours on request**)
1650 lm (2250 lm***)
69 lm/W
3
60°
> 90
L80-B15 > 60.000 h Ta 40°C
IP 65
IK 08
I

MATERIALS

Body	Die-cast aluminium EN47100
Diffuser	Extra clear glass
Finishing	Polyester powder paint

ORDER CODE

EY 8 0 ISO _ HB 10 U

Beam	S Spot
	F Flood
	W Wide flood

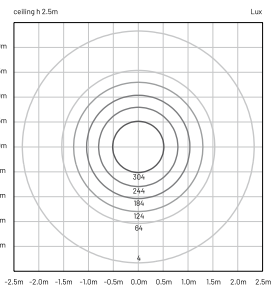
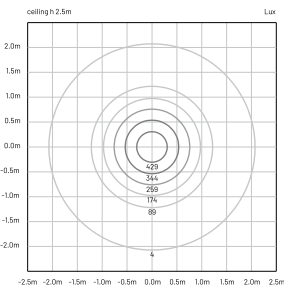
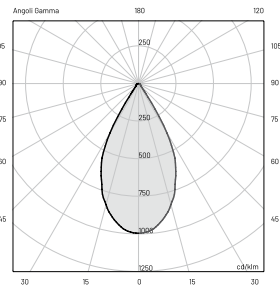
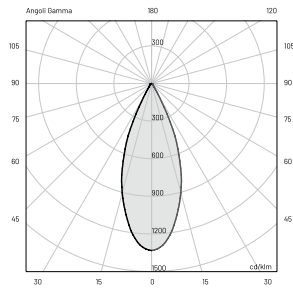
Example EY 8 0 ISO S H B 10 U

INCLUDED ACCESSORIES

Code	Description	Page
-	Housing box	701

AVAILABLE ACCESSORIES

Code	Description	Page
00KEY80	Levelling kit	535
010829800000	Plastering rim	538
0303004	Suction cup to screw the glass	538







eye_s 80

CEILING LAMP



Wattage 4.5 W

Voltage 24 Vdc

Beam 

TECHNICAL SPECIFICATIONS

Source lamp

Total wattage

Voltage

Control

Light colour

Luminous flux

Luminous efficacy

McADAM steps

Beam

CRI

Life time

IP rating

IK rating

Insulation class

SPOT

LED 4.5 W

4.5 W

24 Vdc

Power supply not included
(other controls on request*)

3000 K (other colours on request**)

147 lm (373 lm***)

33 lm/W

3

20°

> 90

L80-B15 > 60.000 h Ta 40°C

IP 67

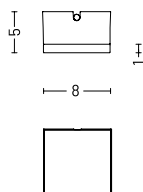
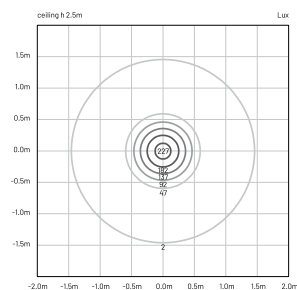
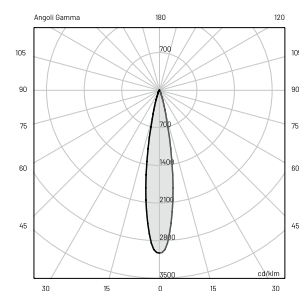
IK 10

III

* **Control available on request**
DALI - 1/10V - DMX - TRIAC

** **Light colour available on request**
2200 K • 2700 K • RGBW

*** Source flux

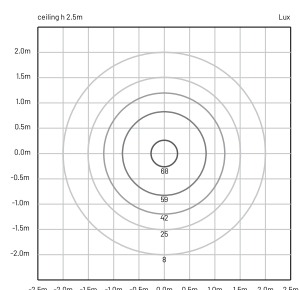
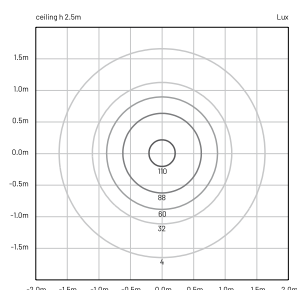
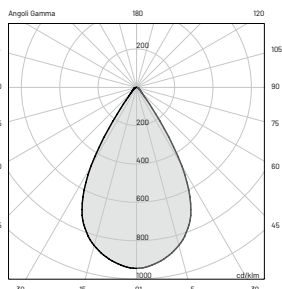
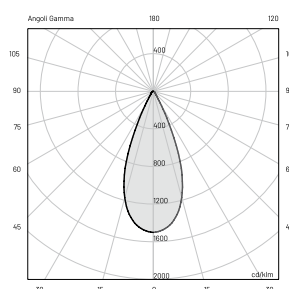


FLOOD

LED 4.5 W
4.5 W
24 Vdc
Power supply not included (other controls on request*)
3000 K (other colours on request**)
269 lm (373 lm***)
60 lm/W
3
45°
> 90
L80-B15 > 60.000 h Ta 40°C
IP 67
IK 10
III

WIDE FLOOD

LED 4.5 W
4.5 W
24 Vdc
Power supply not included (other controls on request*)
3000 K (other colours on request**)
298 lm (373 lm***)
66 lm/W
3
65°
> 90
L80-B15 > 60.000 h Ta 40°C
IP 67
IK 10
III



MATERIALS

Body	Die-cast aluminium EN47100
Diffuser	Extra clear glass
Finishing	Polyester powder paint

ORDER CODE

EY 55 POS _ HB 7 Z _

Finishing	G	Black	●
	H	Grey	●
	L	Graphite	●
	U	White	○
	V	Oxide	●
Beam	S	Spot	
	F	Flood	
	W	Wide flood	

Example EY 55 POS **S** H B 7 Z L

INCLUDED ACCESSORIES

Code	Description	Page
-	0.5 m length cable -05RN-F	-
-	Single connection IP68	-

AVAILABLE ACCESSORIES

Code	Description	Page
0409BT014	Transformer _ 24 Vdc - 12 W (connect up to 2 pcs)	539
0409BT015	Transformer _ 24 Vdc - 25 W (connect up to 5 pcs)	539
0409BT016	Transformer _ 24 Vdc - 100 W (connect up to 20 pcs)	539

eye_s 125

CEILING LAMP



Wattage 12 W

Voltage 220-240 Vac

Beam 

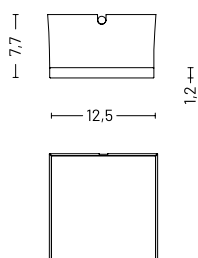
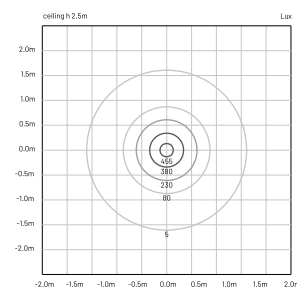
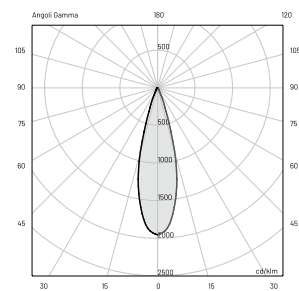
TECHNICAL SPECIFICATIONS

Source lamp	<u>LED 12 W</u>
Total wattage	<u>15 W</u>
Voltage	<u>220-240 Vac, 50-60Hz</u>
Control	<u>On/Off (other controls on request*)</u>
Light colour	<u>3000 K (other colours on request**)</u>
Luminous flux	<u>868 lm (1450 lm***)</u>
Luminous efficacy	<u>58 lm/W</u>
McADAM steps	<u>3</u>
Beam	<u>25°</u>
CRI	<u>> 90</u>
Life time	<u>L80-B15 > 60.000 h Ta 40°C</u>
IP rating	<u>IP 67</u>
IK rating	<u>IK 10</u>
Insulation class	<u>I</u>

* **Control available on request**
DALI - 1/10V - DMX - TRIAC

** **Light colour available on request**
2200 K • 2700 K • RGBW

*** Source flux

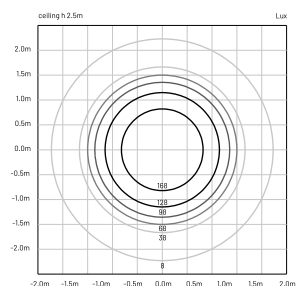
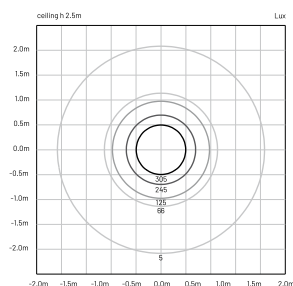
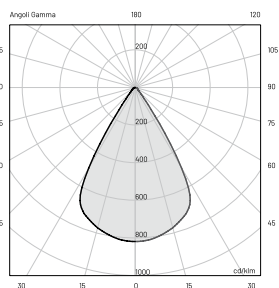
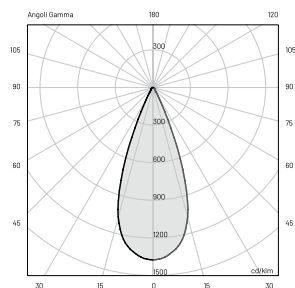


FLOOD

LED 12 W
15 W
220-240 Vac, 50-60Hz
On/Off (other controls on request*)
3000 K (other colours on request**)
1218 lm (1450 lm***)
81 lm/W
3
45°
> 90
L80-B15 > 60.000 h Ta 40°C
IP 67
IK 10
I

WIDE FLOOD

LED 12 W
15 W
220-240 Vac, 50-60Hz
On/Off (other controls on request*)
3000 K (other colours on request**)
1350 lm (1450 lm***)
90 lm/W
3
60°
> 90
L80-B15 > 60.000 h Ta 40°C
IP 67
IK 10
I



MATERIALS

Body	Die-cast aluminium EN47100
Diffuser	Extra clear glass
Finishing	Polyester powder paint

ORDER CODE

EY 6 5 POS _ HB 10 _

Finishing	G	Black	●
	H	Grey	●
	L	Graphite	●
	U	White	○
	V	Oxide	●
Beam	S	Spot	
	F	Flood	
	W	Wide flood	

Example **EY 6 5 POS S H B 10 L**

INCLUDED ACCESSORIES

Code	Description	Page
-	0.5 m length cable -05RN-F	-
-	Single connection IP68	-

eye_s 200

CEILING LAMP



Wattage 18 W

Voltage 220-240 Vac

Beam 

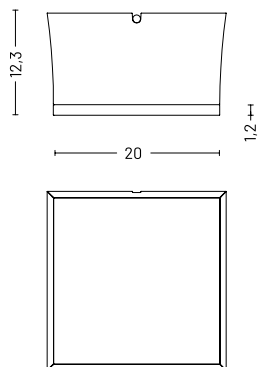
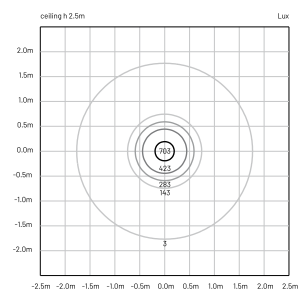
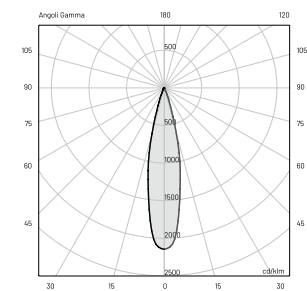
TECHNICAL SPECIFICATIONS

Source lamp	<u>LED 18 W</u>
Total wattage	<u>21 W</u>
Voltage	<u>220-240 Vac, 50-60Hz</u>
Control	<u>On/Off (other controls on request*)</u>
Light colour	<u>3000 K (other colours on request**)</u>
Luminous flux	<u>839 lm (1976 lm***)</u>
Luminous efficacy	<u>40 lm/W</u>
McADAM steps	<u>3</u>
Beam	<u>25°</u>
CRI	<u>> 90</u>
Life time	<u>L80-B15 > 60.000 h Ta 40°C</u>
IP rating	<u>IP 67</u>
IK rating	<u>IK 10</u>
Insulation class	<u>I</u>

* **Control available on request**
DALI - 1/10V - DMX - TRIAC

** **Light colour available on request**
2200 K • 2700 K • RGBW

*** Source flux

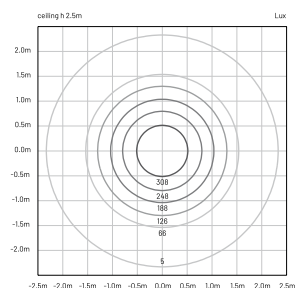
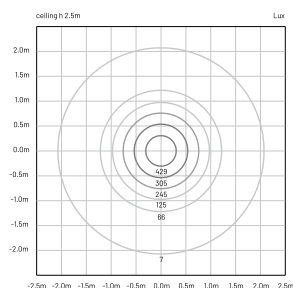
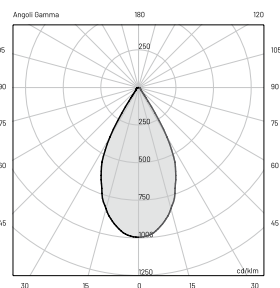
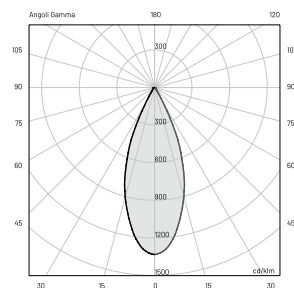


FLOOD

LED 18 W
21 W
220-240 Vac, 50-60Hz
On/Off (other controls on request*)
3000 K (other colours on request**)
1183 lm (1976 lm***)
56 lm/W
3
50°
> 90
L80-B15 > 60.000 h Ta 40°C
IP 67
IK 10
I

WIDE FLOOD

LED 18 W
21 W
220-240 Vac, 50-60Hz
On/Off (other controls on request*)
3000 K (other colours on request**)
1430 lm (1976 lm***)
68 lm/W
3
70°
> 90
L80-B15 > 60.000 h Ta 40°C
IP 67
IK 10
I



MATERIALS

Body	Die-cast aluminium EN47100
Diffuser	Extra clear glass
Finishing	Polyester powder paint

ORDER CODE

EY 8 5 POS _ HB 10 _

Finishing	G	Black	●
	H	Grey	●
	L	Graphite	●
	U	White	○
	V	Oxide	●
Beam	S	Spot	
	F	Flood	
	W	Wide flood	

Example **EY 8 5 POS S H B 10 L**

INCLUDED ACCESSORIES

Code	Description	Page
-	0.5 m length cable -05RN-F	-
-	Single connection IP68	-

eye_1 130

CEILING LAMP



Wattage 5.5 W

Voltage 220-240 Vac




PROJECTOR



Wattage 5.5 W

Voltage 220-240 Vac



TECHNICAL SPECIFICATIONS

Source lamp	<u>LED 5.5 W</u>
Total wattage	<u>8 W</u>
Voltage	<u>220-240 Vac, 50-60Hz</u>
Control	<u>On/Off (other controls on request*)</u>
Light colour	<u>3000 K (other colours on request**)</u>
Luminous flux	<u>610 lm (715 lm***)</u>
Luminous efficacy	<u>76 lm/W</u>
McADAM steps	<u>3</u>
Beam	<u>12°</u>
CRI	<u>> 90</u>
Life time	<u>L80-B15 > 60.000 h Ta 40°C</u>
IP rating	<u>IP 67</u>
IK rating	<u>IK 10</u>
Insulation class	<u>I</u>

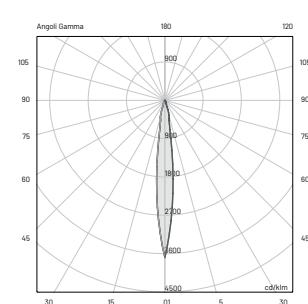
SPOT

Source lamp	<u>LED 5.5 W</u>
Total wattage	<u>8 W</u>
Voltage	<u>220-240 Vac, 50-60Hz</u>
Control	<u>On/Off (other controls on request*)</u>
Light colour	<u>3000 K (other colours on request**)</u>
Luminous flux	<u>610 lm (715 lm***)</u>
Luminous efficacy	<u>76 lm/W</u>
McADAM steps	<u>3</u>
Beam	<u>12°</u>
CRI	<u>> 90</u>
Life time	<u>L80-B15 > 60.000 h Ta 40°C</u>
IP rating	<u>IP 67</u>
IK rating	<u>IK 10</u>
Insulation class	<u>I</u>

* **Control available on request**
DALI - 1/10V - DMX - TRIAC

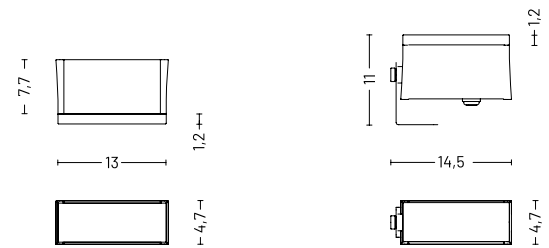
** **Light colour available on request**
2200 K • 2700 K • RGBW

*** Source flux



E (LUX)

H (m)	lux (3000 K)	Ø (m)
1.00	2889	0.37
2.00	722	0.75
3.00	321	1.12
4.00	181	1.49
5.00	116	1.86



MEDIUM

LED 5.5 W

8 W

220-240 Vac, 50-60Hz

On/Off (other controls on request*)

3000 K (other colours on request**)

589 lm (715 lm***)

74 lm/W

3

30°

> 90

L80-B15 > 60.000 h Ta 40°C

IP 67

IK 10

I

FLOOD

LED 5.5 W

8 W

220-240 Vac, 50-60Hz

On/Off (other controls on request*)

3000 K (other colours on request**)

490 lm (715 lm***)

61 lm/W

3

45°

> 90

L80-B15 > 60.000 h Ta 40°C

IP 67

IK 10

I

ELLIPTIC

LED 5.5 W

8 W

220-240 Vac, 50-60Hz

On/Off (other controls on request*)

3000 K (other colours on request**)

592 lm (715 lm***)

74 lm/W

3

25° x 60°

> 90

L80-B15 > 60.000 h Ta 40°C

IP 67

IK 10

I

GRAZING

LED 5.5 W

8 W

220-240 Vac, 50-60Hz

On/Off (other controls on request*)

3000 K (other colours on request**)

515 lm (715 lm***)

64 lm/W

3

25° x 60° B10°

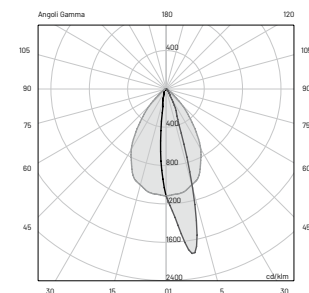
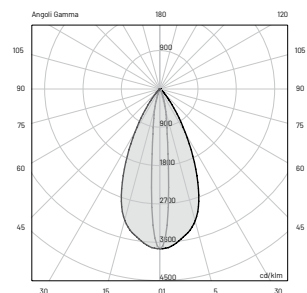
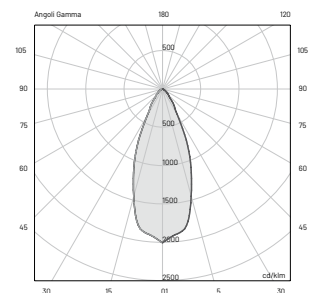
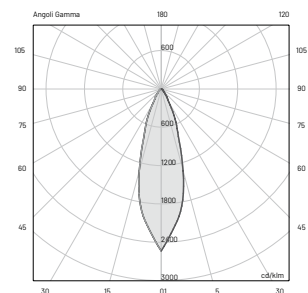
> 90

L80-B15 > 60.000 h Ta 40°C

IP 67

IK 10

I

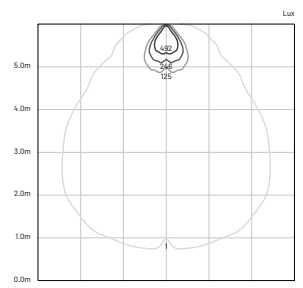
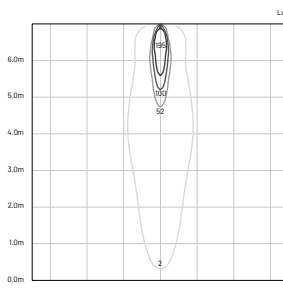


E (LUX)

H (m)	lux (3000 K)	Ø (m)
1.00	1952	0.51
2.00	488	1.06
3.00	217	1.55
4.00	122	2.03
5.00	78	2.53


E (LUX)

H (m)	lux (3000 K)	Ø (m)
1.00	1626	0.51
2.00	407	1.05
3.00	181	2.54
4.00	102	2.05
5.00	65	2.53



eye_1 130

CEILING RECESSED

Wattage 5.5 WVoltage 220-240 VacBeam 

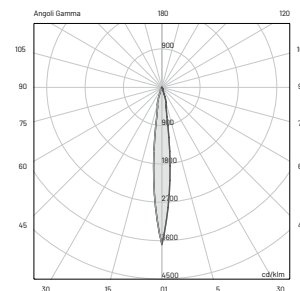
TECHNICAL SPECIFICATIONS

Source lamp	<u>LED 5.5 W</u>
Total wattage	<u>8 W</u>
Voltage	<u>220-240 Vac, 50-60Hz</u>
Control	<u>On/Off (other controls on request*)</u>
Light colour	<u>3000 K (other colours on request**)</u>
Luminous flux	<u>610 lm (715 lm***)</u>
Luminous efficacy	<u>76 lm/W</u>
McADAM steps	<u>3</u>
Beam	<u>12°</u>
CRI	<u>> 90</u>
Life time	<u>L80-B15 > 60.000 h Ta 40°C</u>
IP rating	<u>IP 67</u>
IK rating	<u>IK 10</u>
Insulation class	<u>I</u>

* **Control available on request**
DALI - 1/10V - DMX - TRIAC

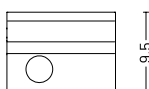
** **Light colour available on request**
2200 K • 2700 K • RGBW

*** Source flux

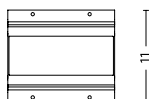


E (LUX)

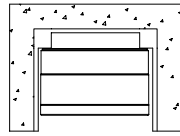
H (m)	lux (3000 K)	Ø (m)
1.00	2889	0.37
2.00	722	0.75
3.00	321	1.12
4.00	181	1.49
5.00	116	1.86



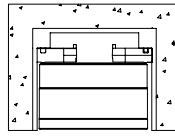
13,5



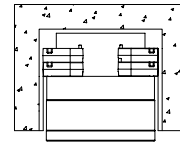
recessed installation



flush installation



protruding installation



MEDIUM

LED 5.5 W
8 W
220-240 Vac, 50-60Hz
On/Off (other controls on request*)
3000 K (other colours on request**)
589 lm (715 lm***)
74 lm/W
3
30°
> 90
L80-B15 > 60.000 h Ta 40°C
IP 67
IK 10
I

FLOOD

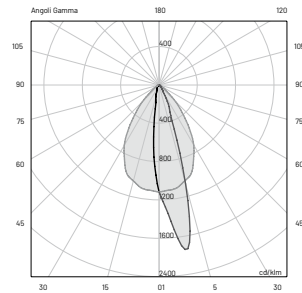
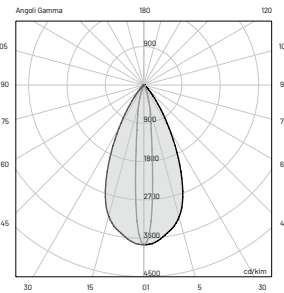
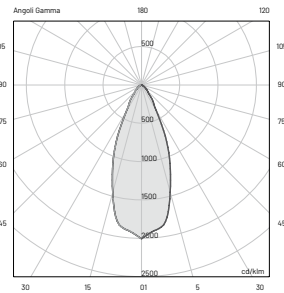
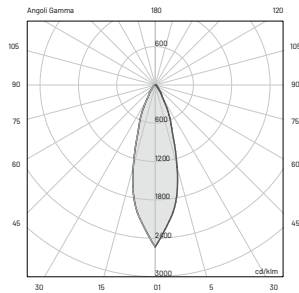
LED 5.5 W
8 W
220-240 Vac, 50-60Hz
On/Off (other controls on request*)
3000 K (other colours on request**)
490 lm (715 lm***)
61 lm/W
3
45°
> 90
L80-B15 > 60.000 h Ta 40°C
IP 67
IK 10
I

ELLIPTIC

LED 5.5 W
8 W
220-240 Vac, 50-60Hz
On/Off (other controls on request*)
3000 K (other colours on request**)
592 lm (715 lm***)
74 lm/W
3
25° x 60°
> 90
L80-B15 > 60.000 h Ta 40°C
IP 67
IK 10
I

GRAZING

LED 5.5 W
8 W
220-240 Vac, 50-60Hz
On/Off (other controls on request*)
3000 K (other colours on request**)
515 lm (715 lm***)
64 lm/W
3
25° x 60° B10°
> 90
L80-B15 > 60.000 h Ta 40°C
IP 67
IK 10
I

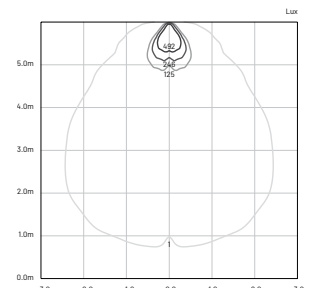
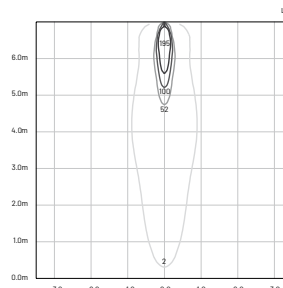


E (LUX)

H (m)	lux (3000 K)	Ø (m)
1.00	1952	0.51
2.00	488	1.06
3.00	217	1.55
4.00	122	2.03
5.00	78	2.53

E (LUX)

H (m)	lux (3000 K)	Ø (m)
1.00	1626	0.51
2.00	407	1.05
3.00	181	2.54
4.00	102	2.05
5.00	65	2.53




eye_1 130

MATERIALS

<i>Body</i>	<u>Extruded aluminium EN AW6060</u>
<i>Diffuser</i>	<u>Extra clear glass</u>
<i>Finishing</i>	<u>Polyester powder paint</u>

ORDER CODE

EYL1ISO_H B10U

 <i>Beam</i>	<u>S Spot</u>
	<u>M Medium</u>
	<u>F Flood</u>
	<u>E Elliptic</u>
	<u>G Grazing</u>

Example EYL1ISO**S**H B10U

INCLUDED ACCESSORIES

<i>Code</i>	<i>Description</i>	<i>Page</i>
-	0.5 m length cable -05RN-F	-
-	Single connection IP68	-

AVAILABLE ACCESSORIES

<i>Code</i>	<i>Description</i>	<i>Page</i>
<u>00CCL1.STD</u>	<u>Housing box</u>	<u>534</u>

eye_1 300

CEILING LAMP



Wattage 18 W

Voltage 220-240 Vac




PROJECTOR



Wattage 18 W

Voltage 220-240 Vac



TECHNICAL SPECIFICATIONS

Source lamp	<u>LED 18 W</u>
Total wattage	<u>24 W</u>
Voltage	<u>220-240 Vac, 50-60Hz</u>
Control	<u>On/Off (other controls on request*)</u>
Light colour	<u>3000 K (other colours on request**)</u>
Luminous flux	<u>1741 lm (2200 lm***)</u>
Luminous efficacy	<u>73 lm/W</u>
McADAM steps	<u>3</u>
Beam	<u>12°</u>
CRI	<u>> 90</u>
Life time	<u>L80-B15 > 60.000 h Ta 40°C</u>
IP rating	<u>IP 67</u>
IK rating	<u>IK 10</u>
Insulation class	<u>I</u>

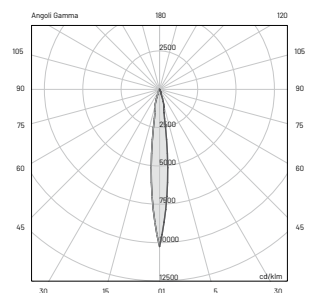
SPOT

LED 18 W
24 W
220-240 Vac, 50-60Hz
On/Off (other controls on request*)
3000 K (other colours on request**)
1741 lm (2200 lm***)
73 lm/W
3
12°
> 90
L80-B15 > 60.000 h Ta 40°C
IP 67
IK 10
I

* **Control available on request**
DALI - 1/10V - DMX - TRIAC

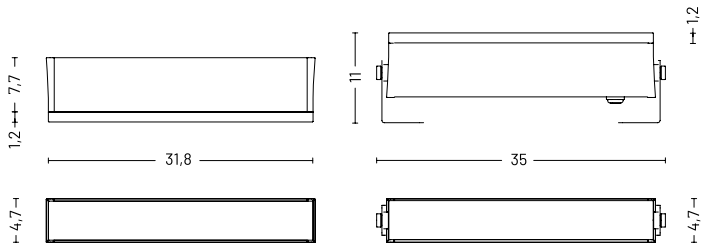
** **Light colour available on request**
2200 K • 2700 K • RGBW

*** Source flux



E (LUX)

H (m)	lux (3000 K)	Ø (m)
1.00	17833	0.21
2.00	4458	0.42
3.00	1981	0.63
4.00	1115	0.84
5.00	713	1.04



MEDIUM

LED 18 W

24 W

220-240 Vac, 50-60Hz

On/Off (other controls on request*)

3000 K (other colours on request**)

1783 lm (2200 lm***)

74 lm/W

3

30°

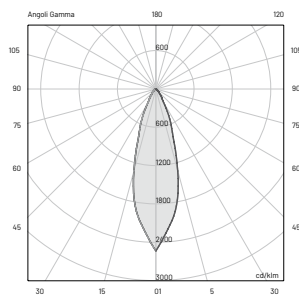
> 90

L80-B15 > 60.000 h Ta 40°C

IP 67

IK 10

I



E (LUX)

H (m)	lux (3000 K)	Ø (m)
1.00	4516	0.55
2.00	1129	1.11
3.00	500	1.66
4.00	282	2.22
5.00	181	2.77

FLOOD

LED 18 W

24 W

220-240 Vac, 50-60Hz

On/Off (other controls on request*)

3000 K (other colours on request**)

1657 lm (2200 lm***)

69 lm/W

3

45°

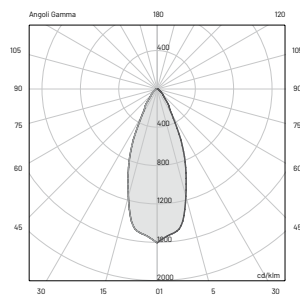
> 90

L80-B15 > 60.000 h Ta 40°C

IP 67

IK 10

I



E (LUX)

H (m)	lux (3000 K)	Ø (m)
1.00	2658	0.78
2.00	664	1.56
3.00	295	2.34
4.00	166	3.11
5.00	106	3.89

ELLIPTIC

LED 18 W

24 W

220-240 Vac, 50-60Hz

On/Off (other controls on request*)

3000 K (other colours on request**)

1896 lm (2200 lm***)

79 lm/W

3

25° x 60°

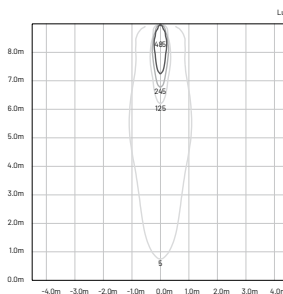
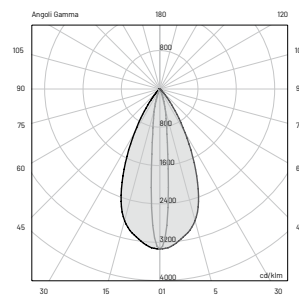
> 90

L80-B15 > 60.000 h Ta 40°C

IP 67

IK 10

I



GRAZING

LED 18 W

24 W

220-240 Vac, 50-60Hz

On/Off (other controls on request*)

3000 K (other colours on request**)

1718 lm (2200 lm***)

72 lm/W

3

25° x 60° B10°

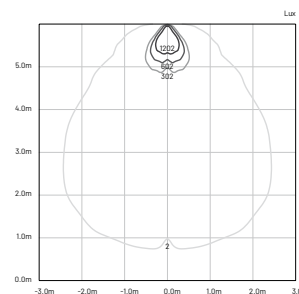
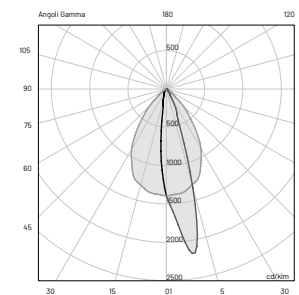
> 90

L80-B15 > 60.000 h Ta 40°C

IP 67

IK 10

I



eye_1 300

MATERIALS

Body	Extruded aluminium EN AW6060
Diffuser	Extra clear glass
Finishing	Polyester powder paint

ORDER CODE

EYL3	HB10	Finishing	G	Black	●
			H	Grey	●
			L	Graphite	●
			U	White	○
			V	Oxide	●
Beam	S	Spot			
	M	Medium			
	F	Flood			
	E	Elliptic			
	G	Grazing			
Mounting	POS	Ceiling lamp			
	PR1	Projector			
Example	EYL3 POS SHB10L				

INCLUDED ACCESSORIES

CEILING LAMP

Code	Description	Page
-	0.5 m length cable -05RN-F	-
-	Single connection IP68	-

PROJECTOR

Code	Description	Page
-	1 m length cable -05RN-F	-
-	Single connection IP68	-
-	Fixing kit short (7.5 cm)	-

AVAILABLE ACCESSORIES

PROJECTOR

Code	Description	Page
00KEYFGL.150_	Fixing kit medium (15 cm) (available in different colours, see accessories section)	536
00KEYFGL.250_	Fixing kit long (25 cm) (available in different colours, see accessories section)	536
-	Visor	-



eye_1 300

CEILING RECESSED



Wattage 18 W

Voltage 220-240 Vac



Beam

TECHNICAL SPECIFICATIONS

Source lamp

Total wattage

Voltage

Control

Light colour

Luminous flux

Luminous efficacy

McADAM steps

Beam

CRI

Life time

IP rating

IK rating

Insulation class

SPOT

LED 18 W

24 W

220-240 Vac, 50-60Hz

On/Off (other controls on request*)

3000 K (other colours on request**)

1741 lm (2200 lm***)

73 lm/W

3

12°

> 90

L80-B15 > 60.000 h Ta 40°C

IP 67

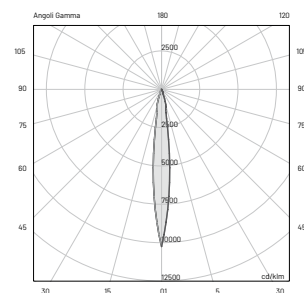
IK 10

I

* **Control available on request**
DALI - 1/10V - DMX - TRIAC

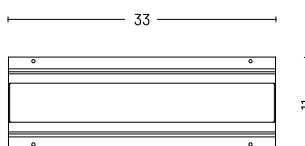
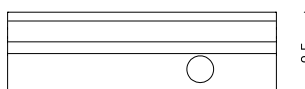
** **Light colour available on request**
2200 K • 2700 K • RGBW

*** Source flux

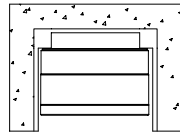


E (LUX)

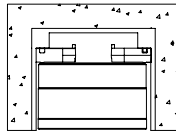
H (m)	lux (3000 K)	Ø (m)
1.00	17833	0.21
2.00	4458	0.42
3.00	1981	0.63
4.00	1115	0.84
5.00	713	1.04



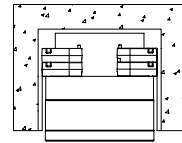
recessed installation



flush installation



protruding installation



MEDIUM

LED 18 W
24 W
220-240 Vac, 50-60Hz
On/Off (other controls on request*)
3000 K (other colours on request**)
1783 lm (2200 lm***)
74 lm/W
3
30°
> 90
L80-B15 > 60.000 h Ta 40°C
IP 67
IK 10
I

FLOOD

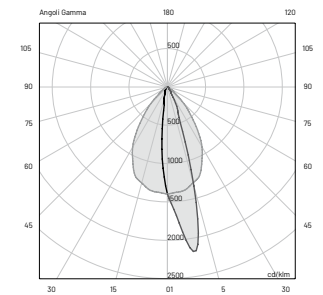
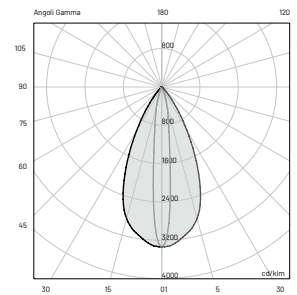
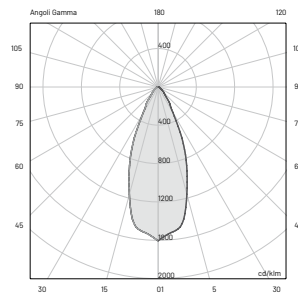
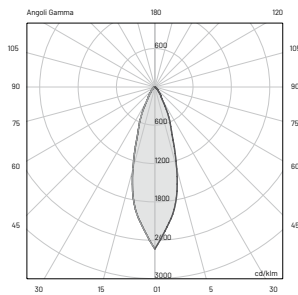
LED 18 W
24 W
220-240 Vac, 50-60Hz
On/Off (other controls on request*)
3000 K (other colours on request**)
1657 lm (2200 lm***)
69 lm/W
3
45°
> 90
L80-B15 > 60.000 h Ta 40°C
IP 67
IK 10
I

ELLIPTIC

LED 18 W
24 W
220-240 Vac, 50-60Hz
On/Off (other controls on request*)
3000 K (other colours on request**)
1896 lm (2200 lm***)
79 lm/W
3
25° x 60°
> 90
L80-B15 > 60.000 h Ta 40°C
IP 67
IK 10
I

GRAZING

LED 18 W
24 W
220-240 Vac, 50-60Hz
On/Off (other controls on request*)
3000 K (other colours on request**)
1718 lm (2200 lm***)
72 lm/W
3
25° x 60° B10°
> 90
L80-B15 > 60.000 h Ta 40°C
IP 67
IK 10
I

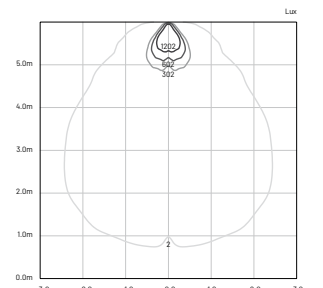
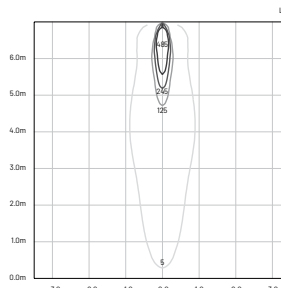


E (LUX)

H (m)	lux (3000 K)	Ø (m)
1.00	4516	0.55
2.00	1129	1.11
3.00	500	1.66
4.00	282	2.22
5.00	181	2.77

E (LUX)

H (m)	lux (3000 K)	Ø (m)
1.00	2658	0.78
2.00	664	1.56
3.00	295	2.34
4.00	166	3.11
5.00	106	3.89




eye_1 300

MATERIALS

<i>Body</i>	<u>Extruded aluminium EN AW6060</u>
<i>Diffuser</i>	<u>Extra clear glass</u>
<i>Finishing</i>	<u>Polyester powder paint</u>

ORDER CODE

EY L 3 ISO _ HB 10 U

	<i>Beam</i>	S	<u>Spot</u>
		M	<u>Medium</u>
		F	<u>Flood</u>
		E	<u>Elliptic</u>
		G	<u>Grazing</u>

Example EY L 3 ISO **S** H B 10 U

INCLUDED ACCESSORIES

<i>Code</i>	<i>Description</i>	<i>Page</i>
-	<u>0.5 m length cable -05RN-F</u>	-
-	<u>Single connection IP68</u>	-

AVAILABLE ACCESSORIES

<i>Code</i>	<i>Description</i>	<i>Page</i>
<u>00EY/FGL3.STD</u>	<u>Housing box</u>	<u>534</u>

eye_1 600

CEILING LAMP



Wattage 36 W

Voltage 220-240 Vac




PROJECTOR



Wattage 36 W

Voltage 220-240 Vac



TECHNICAL SPECIFICATIONS

Source lamp	LED 36 W
Total wattage	43 W
Voltage	220-240 Vac, 50-60Hz
Control	On/Off (other controls on request*)
Light colour	3000 K (other colours on request**)
Luminous flux	3638 lm (4406 lm***)
Luminous efficacy	85 lm/W
McADAM steps	3
Beam	12°
CRI	> 90
Life time	L80-B15 > 60.000 h Ta 40°C
IP rating	IP 67
IK rating	IK 10
Insulation class	I

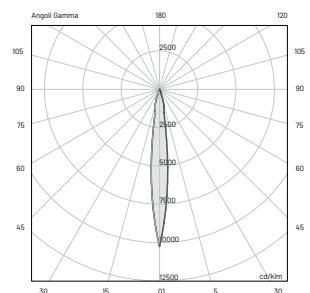
SPOT

LED 36 W
43 W
220-240 Vac, 50-60Hz
On/Off (other controls on request*)
3000 K (other colours on request**)
3638 lm (4406 lm***)
85 lm/W
3
12°
> 90
L80-B15 > 60.000 h Ta 40°C
IP 67
IK 10
I

* **Control available on request**
DALI - 1/10V - DMX - TRIAC

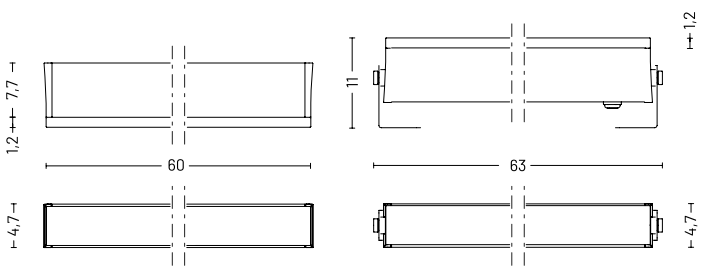
** **Light colour available on request**
2200 K • 2700 K • RGBW

*** Source flux



E (LUX)

H (m)	lux (3000 K)	Ø (m)
1.00	35666	0.21
2.00	8917	0.42
3.00	3963	0.63
4.00	2229	0.84
5.00	1427	1.04



MEDIUM

LED 36 W

43 W

220-240 Vac, 50-60Hz

On/Off (other controls on request*)

3000 K (other colours on request**)

3566 lm (4406 lm***)

83 lm/W

3

30°

> 90

L80-B15 > 60.000 h Ta 40°C

IP 67

IK 10

I

FLOOD

LED 36 W

43 W

220-240 Vac, 50-60Hz

On/Off (other controls on request*)

3000 K (other colours on request**)

3314 lm (4406 lm***)

77 lm/W

3

45°

> 90

L80-B15 > 60.000 h Ta 40°C

IP 67

IK 10

I

ELLIPTIC

LED 36 W

43 W

220-240 Vac, 50-60Hz

On/Off (other controls on request*)

3000 K (other colours on request**)

3792 lm (4406 lm***)

88 lm/W

3

25° x 60°

> 90

L80-B15 > 60.000 h Ta 40°C

IP 67

IK 10

I

GRAZING

LED 36 W

43 W

220-240 Vac, 50-60Hz

On/Off (other controls on request*)

3000 K (other colours on request**)

3436 lm (4406 lm***)

80 lm/W

3

25° x 60° B10°

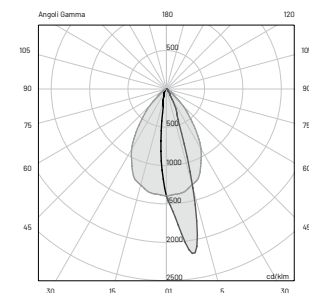
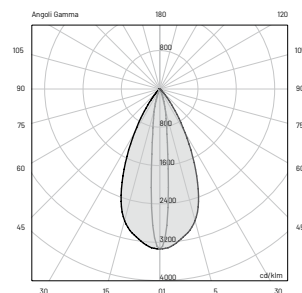
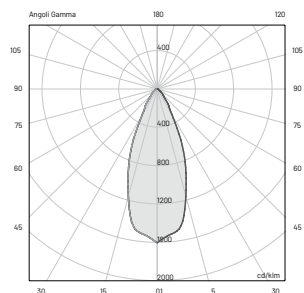
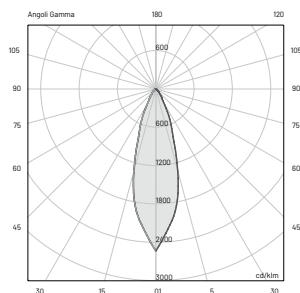
> 90

L80-B15 > 60.000 h Ta 40°C

IP 67

IK 10

I

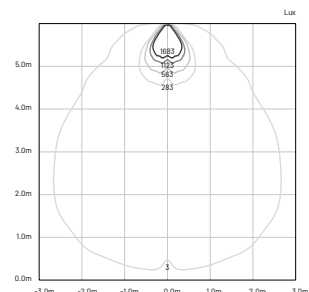
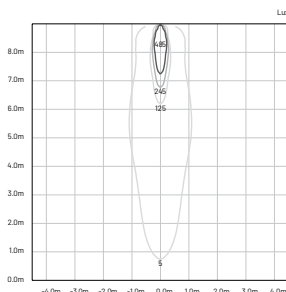


E (LUX)

H (m)	lux (3000 K)	Ø (m)
1.00	9033	0.55
2.00	2258	1.11
3.00	1004	1.66
4.00	565	2.22
5.00	360	2.77

E (LUX)

H (m)	lux (3000 K)	Ø (m)
1.00	2658	0.78
2.00	664	1.56
3.00	295	2.34
4.00	166	3.11
5.00	106	3.89








eye_1 600

MATERIALS

Body	Extruded aluminium EN AW6060
Diffuser	Extra clear glass
Finishing	Polyester powder paint

ORDER CODE

EYL 6 _ _ _ HB 10 _	Finishing	G	Black	
		H	Grey	
		L	Graphite	
		U	White	
		V	Oxide	
Beam	S	Spot		
	M	Medium		
	F	Flood		
	E	Elliptic		
	G	Grazing		
Mounting	POS	Ceiling lamp		
	PR1	Projector		
Example		EYL 6 POS S HB 10 L		

INCLUDED ACCESSORIES

CEILING LAMP

Code	Description	Page
-	0.5 m length cable -05RN-F	-
-	Single connection IP68	-

PROJECTOR

Code	Description	Page
-	1 m length cable -05RN-F	-
-	Single connection IP68	-
-	Fixing kit short (7.5 cm)	-

AVAILABLE ACCESSORIES

PROJECTOR

Code	Description	Page
00KEYFGL.150_	Fixing kit medium (15 cm) (available in different colours, see accessories section)	536
00KEYFGL.250_	Fixing kit long (25 cm) (available in different colours, see accessories section)	536
-	Visor	-



eye_1 600

CEILING RECESSED

Wattage 36 WVoltage 220-240 VacBeam 

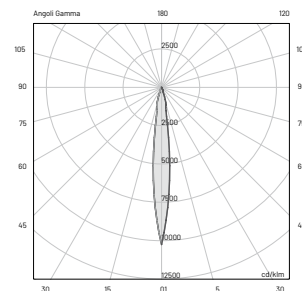
TECHNICAL SPECIFICATIONS

Source lamp	<u>LED 36 W</u>
Total wattage	<u>43 W</u>
Voltage	<u>220-240 Vac, 50-60Hz</u>
Control	<u>On/Off (other controls on request*)</u>
Light colour	<u>3000 K (other colours on request**)</u>
Luminous flux	<u>3638 lm (4406 lm***)</u>
Luminous efficacy	<u>85 lm/W</u>
McADAM steps	<u>3</u>
Beam	<u>12°</u>
CRI	<u>> 90</u>
Life time	<u>L80-B15 > 60.000 h Ta 40°C</u>
IP rating	<u>IP 67</u>
IK rating	<u>IK 10</u>
Insulation class	<u>I</u>

* **Control available on request**
DALI - 1/10V - DMX - TRIAC

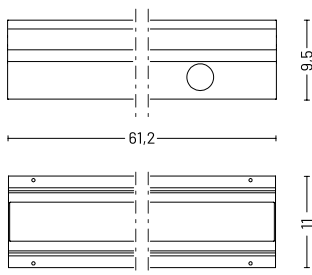
** **Light colour available on request**
2200 K • 2700 K • RGBW

*** Source flux

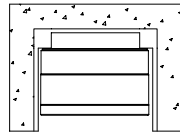


E (LUX)

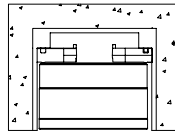
H (m)	lux (3000 K)	Ø (m)
1.00	35666	0.21
2.00	8917	0.42
3.00	3963	0.63
4.00	2229	0.84
5.00	1427	1.04



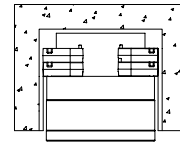
recessed installation



flush installation



protruding installation



MEDIUM

LED 36 W
43 W
220-240 Vac, 50-60Hz
On/Off (other controls on request*)
3000 K (other colours on request**)
3566 lm (4406 lm***)
83 lm/W
3
30°
> 90
L80-B15 > 60.000 h Ta 40°C
IP 67
IK 10
I

FLOOD

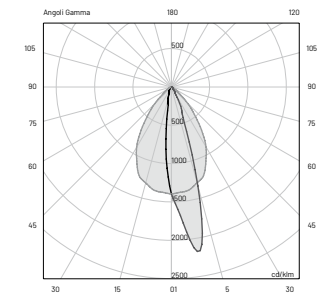
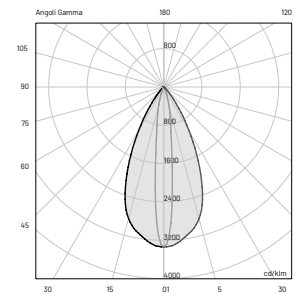
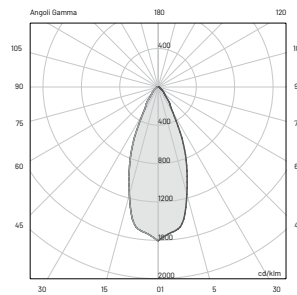
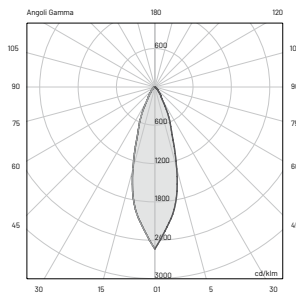
LED 36 W
43 W
220-240 Vac, 50-60Hz
On/Off (other controls on request*)
3000 K (other colours on request**)
3314 lm (4406 lm***)
77 lm/W
3
45°
> 90
L80-B15 > 60.000 h Ta 40°C
IP 67
IK 10
I

ELLIPTIC

LED 36 W
43 W
220-240 Vac, 50-60Hz
On/Off (other controls on request*)
3000 K (other colours on request**)
3792 lm (4406 lm***)
88 lm/W
3
25° x 60°
> 90
L80-B15 > 60.000 h Ta 40°C
IP 67
IK 10
I

GRAZING

LED 36 W
43 W
220-240 Vac, 50-60Hz
On/Off (other controls on request*)
3000 K (other colours on request**)
3436 lm (4406 lm***)
80 lm/W
3
25° x 60° B10°
> 90
L80-B15 > 60.000 h Ta 40°C
IP 67
IK 10
I

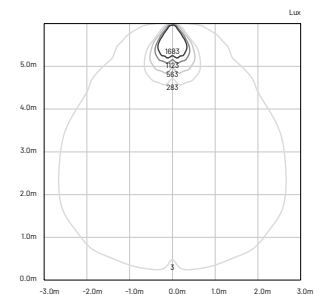
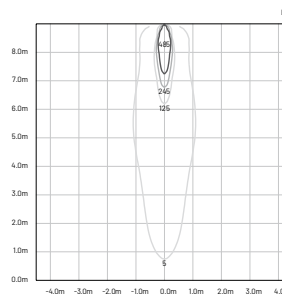


E (LUX)

H (m)	lux (3000 K)	Ø (m)
1.00	9033	0.55
2.00	2258	1.11
3.00	1004	1.66
4.00	565	2.22
5.00	360	2.77

E (LUX)

H (m)	lux (3000 K)	Ø (m)
1.00	2658	0.78
2.00	664	1.56
3.00	295	2.34
4.00	166	3.11
5.00	106	3.89




eye_1 600

MATERIALS

<i>Body</i>	<u>Extruded aluminium EN AW6060</u>
<i>Diffuser</i>	<u>Extra clear glass</u>
<i>Finishing</i>	<u>Polyester powder paint</u>

ORDER CODE

EY L 6 ISO _ HB 10 U

	<i>Beam</i>	S	<u>Spot</u>
		M	<u>Medium</u>
		F	<u>Flood</u>
		E	<u>Elliptic</u>
		G	<u>Grazing</u>

Example EY L 6 ISO **S** H B 10 U

INCLUDED ACCESSORIES


<i>Code</i>	<i>Description</i>	<i>Page</i>
-	<u>0.5 m length cable -05RN-F</u>	-
-	<u>Single connection IP68</u>	-

AVAILABLE ACCESSORIES

<i>Code</i>	<i>Description</i>	<i>Page</i>
<u>00EY/FGL6.STD</u>	<u>Housing box</u>	<u>534</u>

eye_1 900

CEILING LAMP



Wattage 48 W

Voltage 220-240 Vac




PROJECTOR



Wattage 48 W

Voltage 220-240 Vac



TECHNICAL SPECIFICATIONS

Source lamp	<u>LED 48 W</u>
Total wattage	<u>60 W</u>
Voltage	<u>220-240 Vac, 50-60Hz</u>
Control	<u>On/Off (other controls on request*)</u>
Light colour	<u>3000 K (other colours on request**)</u>
Luminous flux	<u>4693 lm (5684 lm***)</u>
Luminous efficacy	<u>80 lm/W</u>
McADAM steps	<u>3</u>
Beam	<u>12°</u>
CRI	<u>> 90</u>
Life time	<u>L80-B15 > 60.000 h Ta 40°C</u>
IP rating	<u>IP 67</u>
IK rating	<u>IK 10</u>
Insulation class	<u>I</u>

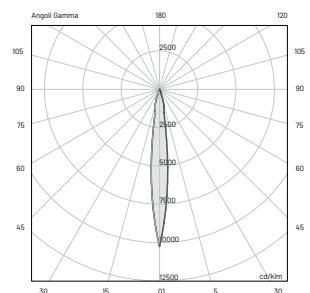
SPOT

LED 48 W
60 W
220-240 Vac, 50-60Hz
On/Off (other controls on request*)
3000 K (other colours on request**)
4693 lm (5684 lm***)
80 lm/W
3
12°
> 90
L80-B15 > 60.000 h Ta 40°C
IP 67
IK 10
I

* **Control available on request**
DALI - 1/10V - DMX - TRIAC

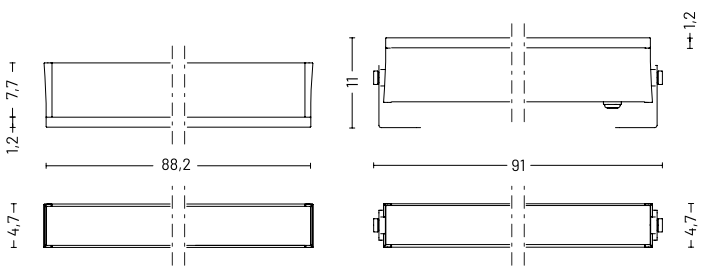
** **Light colour available on request**
2200 K • 2700 K • RGBW

*** Source flux



E (LUX)

H (m)	lux (3000 K)	Ø (m)
1.00	46012	0.21
2.00	11503	0.42
3.00	5112	0.63
4.00	2876	0.84
5.00	1840	1.04



MEDIUM

LED 48 W

60 W

220-240 Vac, 50-60Hz

On/Off (other controls on request*)

3000 K (other colours on request**)

4660 lm (5684 lm***)

78 lm/W

3

30°

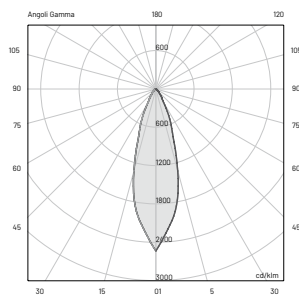
> 90

L80-B15 > 60.000 h Ta 40°C

IP 67

IK 10

I



E (LUX)

H (m)	lux (3000 K)	Ø (m)
1.00	9033	0.55
2.00	2258	1.11
3.00	1004	1.66
4.00	565	2.22
5.00	360	2.77

FLOOD

LED 48 W

60 W

220-240 Vac, 50-60Hz

On/Off (other controls on request*)

3000 K (other colours on request**)

4275 lm (5684 lm***)

72 lm/W

3

45°

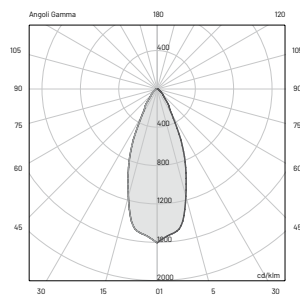
> 90

L80-B15 > 60.000 h Ta 40°C

IP 67

IK 10

I



E (LUX)

H (m)	lux (3000 K)	Ø (m)
1.00	2658	0.78
2.00	664	1.56
3.00	295	2.34
4.00	166	3.11
5.00	106	3.89

ELLIPTIC

LED 48 W

60 W

220-240 Vac, 50-60Hz

On/Off (other controls on request*)

3000 K (other colours on request**)

4892 lm (5684 lm***)

83 lm/W

3

25° x 60°

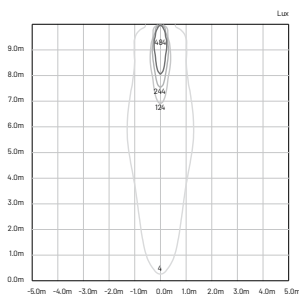
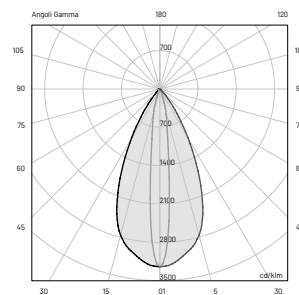
> 90

L80-B15 > 60.000 h Ta 40°C

IP 67

IK 10

I



GRAZING

LED 48 W

60 W

220-240 Vac, 50-60Hz

On/Off (other controls on request*)

3000 K (other colours on request**)

4432 lm (5684 lm***)

75 lm/W

3

25° x 60° B10°

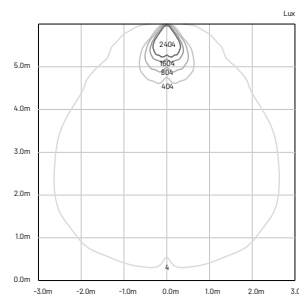
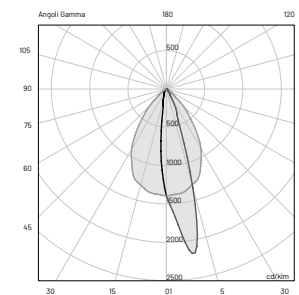
> 90

L80-B15 > 60.000 h Ta 40°C

IP 67

IK 10

I



eye_1 900

MATERIALS

Body	Extruded aluminium EN AW6060
Diffuser	Extra clear glass
Finishing	Polyester powder paint

ORDER CODE

EYL9	HB10	Finishing	G	Black	●
			H	Grey	●
			L	Graphite	●
			U	White	○
			V	Oxide	●
Beam	S	Spot			
		M	Medium		
		F	Flood		
		E	Elliptic		
		G	Grazing		
Mounting	POS	Ceiling lamp			
	PR1	Projector			
Example	EYL9 POS SHB10L				

INCLUDED ACCESSORIES

CEILING LAMP

Code	Description	Page
-	0.5 m length cable -05RN-F	-
-	Single connection IP68	-

PROJECTOR

Code	Description	Page
-	1 m length cable -05RN-F	-
-	Single connection IP68	-
-	Fixing kit short (7.5 cm)	-

AVAILABLE ACCESSORIES

PROJECTOR

Code	Description	Page
00KEYFGL.150_	Fixing kit medium (15 cm) (available in different colours, see accessories section)	536
00KEYFGL.250_	Fixing kit long (25 cm) (available in different colours, see accessories section)	536
-	Visor	-

eye_1 900

CEILING RECESSED



Wattage 48 W

Voltage 220-240 Vac



Beam

TECHNICAL SPECIFICATIONS

Source lamp

Total wattage

Voltage

Control

Light colour

Luminous flux

Luminous efficacy

McADAM steps

Beam

CRI

Life time

IP rating

IK rating

Insulation class

SPOT

LED 48 W

60 W

220-240 Vac, 50-60Hz

On/Off (other controls on request*)

3000 K (other colours on request**)

4693 lm (5684 lm***)

80 lm/W

3

12°

> 90

L80-B15 > 60.000 h Ta 40°C

IP 67

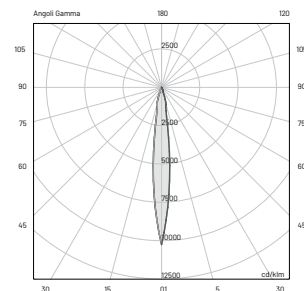
IK 10

I

* Control available on request
DALI - 1/10V - DMX - TRIAC

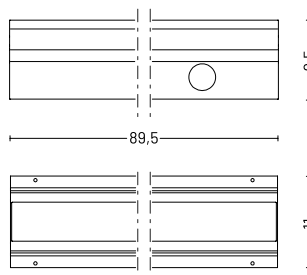
** Light colour available on request
2200 K • 2700 K • RGBW

*** Source flux

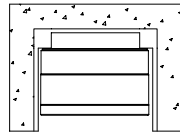


E (LUX)

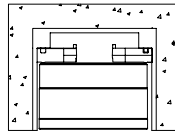
H (m)	lux (3000 K)	Ø (m)
1.00	46012	0.21
2.00	11503	0.42
3.00	5112	0.63
4.00	2876	0.84
5.00	1840	1.04



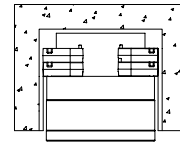
recessed installation



flush installation



protruding installation



MEDIUM

LED 48 W
60 W
220-240 Vac, 50-60Hz
On/Off (other controls on request*)
3000 K (other colours on request**)
4660 lm (5684 lm***)
78 lm/W
3
30°
> 90
L80-B15 > 60.000 h Ta 40°C
IP 67
IK 10
I

FLOOD

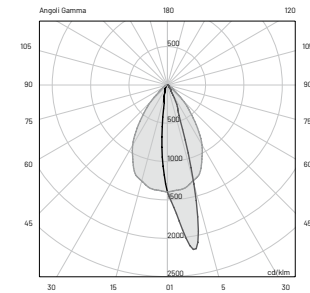
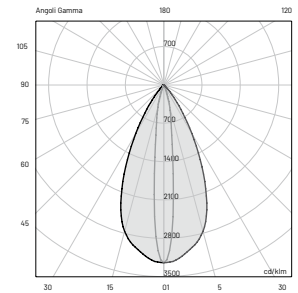
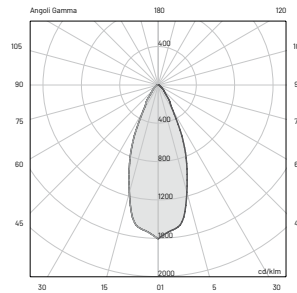
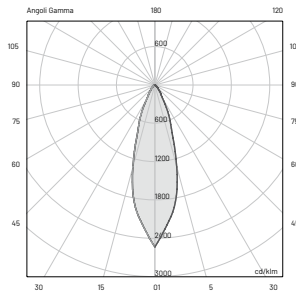
LED 48 W
60 W
220-240 Vac, 50-60Hz
On/Off (other controls on request*)
3000 K (other colours on request**)
4275 lm (5684 lm***)
72 lm/W
3
45°
> 90
L80-B15 > 60.000 h Ta 40°C
IP 67
IK 10
I

ELLIPTIC

LED 48 W
60 W
220-240 Vac, 50-60Hz
On/Off (other controls on request*)
3000 K (other colours on request**)
4892 lm (5684 lm***)
83 lm/W
3
25° x 60°
> 90
L80-B15 > 60.000 h Ta 40°C
IP 67
IK 10
I

GRAZING

LED 48 W
60 W
220-240 Vac, 50-60Hz
On/Off (other controls on request*)
3000 K (other colours on request**)
4432 lm (5684 lm***)
75 lm/W
3
25° x 60° B10°
> 90
L80-B15 > 60.000 h Ta 40°C
IP 67
IK 10
I

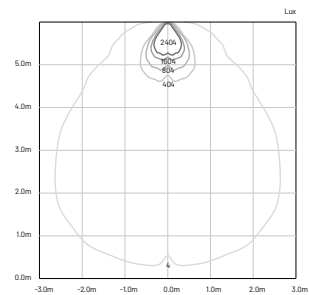
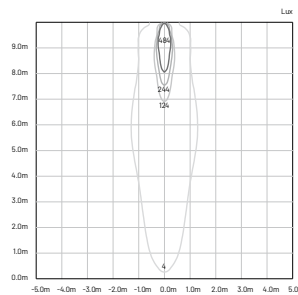


E (LUX)

H (m)	lux (3000 K)	Ø (m)
1.00	9033	0.55
2.00	2258	1.11
3.00	1004	1.66
4.00	565	2.22
5.00	360	2.77

E (LUX)

H (m)	lux (3000 K)	Ø (m)
1.00	2658	0.78
2.00	664	1.56
3.00	295	2.34
4.00	166	3.11
5.00	106	3.89




eye_1 900

MATERIALS

<i>Body</i>	<u>Extruded aluminium EN AW6060</u>
<i>Diffuser</i>	<u>Extra clear glass</u>
<i>Finishing</i>	<u>Polyester powder paint</u>

ORDER CODE

EY L 9 ISO _ HB 10 U

	<i>Beam</i>	S	<u>Spot</u>
		M	<u>Medium</u>
		F	<u>Flood</u>
		E	<u>Elliptic</u>
		G	<u>Grazing</u>

Example EY L 9 ISO **S** HB 10 U

INCLUDED ACCESSORIES

<i>Code</i>	<i>Description</i>	<i>Page</i>
-	<u>0.5 m length cable -05RN-F</u>	-
-	<u>Single connection IP68</u>	-

AVAILABLE ACCESSORIES

<i>Code</i>	<i>Description</i>	<i>Page</i>
<u>00EY/FGL9.STD</u>	<u>Housing box</u>	<u>534</u>


152

firefly

design by Landa R&D

FLOATING MAGIC.


[MAGIA FLUTTUANTE.]





PRODUCT RANGE

PENDANT



FIREFLY
> 156


BOLLARD



FIREFLY
> 158



PENDANT

Wattage 2 WVoltage 24 VdcBeam 

TECHNICAL SPECIFICATIONS

Source lamp

360°LED 2 W

Total wattage

2 W

Voltage

24 Vdc

Control

Power supply not included
(other controls on request*)

Light colour

3000 K (other colours on request**)

Luminous flux

119 lm (160 lm***)

Luminous efficacy

59.5 lm/W

McADAM steps

3

Beam

360°

CRI

> 90

Life time

L80-B15 > 60.000 h Ta 40°C

IP rating

IP 65

IK rating

IK 08

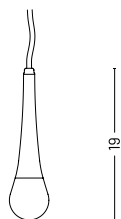
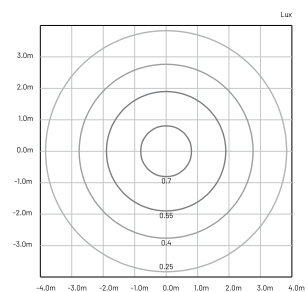
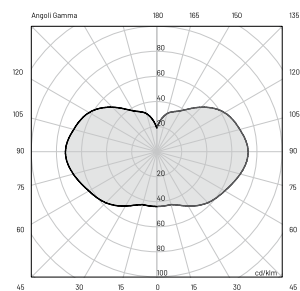
Insulation class

III

* **Control available on request**
DALI - 1/10V - DMX - TRIAC

** **Light colour available on request**
2200 K • 2700 K • RGBW

*** Source flux



- Ø 5 -








MATERIALS

<i>Body</i>	Extruded aluminium IT AW6026
<i>Diffuser</i>	Opal PMMA
<i>Finishing</i>	Polyester powder paint

ORDER CODE

FI 3 0 S0S X H B 7 Z _

<i>Finishing</i>	D	Green	
	E	Marble white	
	H	Grey	
	L	Graphite	
	V	Oxide	

Example FI 3 0 S0S X H B 7 Z L

INCLUDED ACCESSORIES

<i>Code</i>	<i>Description</i>	<i>Page</i>
-	2 m length cable -05RN-F	-
-	Cable clamp strip	-

AVAILABLE ACCESSORIES

<i>Code</i>	<i>Description</i>	<i>Page</i>
0404M011	Single connection IP68	539
0409BT014	Transformer _ 24 Vdc - 12 W (connect up to 4 pcs)	539
0409BT015	Transformer _ 24 Vdc - 25 W (connect up to 8 pcs)	539
0409BT016	Transformer _ 24 Vdc - 100 W (connect up to 30 pcs)	539

BOLLARD

Wattage 2 WVoltage 24 VdcBeam 

TECHNICAL SPECIFICATIONS

Source lamp

360°LED 2 W

Total wattage

2 W

Voltage

24 Vdc

Control

Power supply not included
(other controls on request*)

Light colour

3000 K (other colours on request**)

Luminous flux

119 lm (160 lm***)

Luminous efficacy

59.5 lm/W

McADAM steps

3

Beam

360°

CRI

> 90

Life time

L80-B15 > 60.000 h Ta 40°C

IP rating

IP 65

IK rating

IK 08

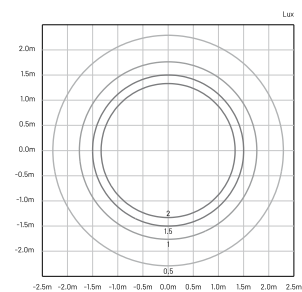
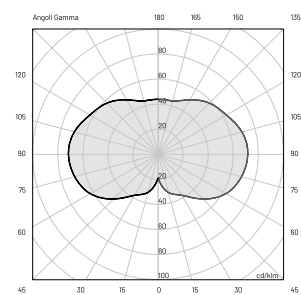
Insulation class

III

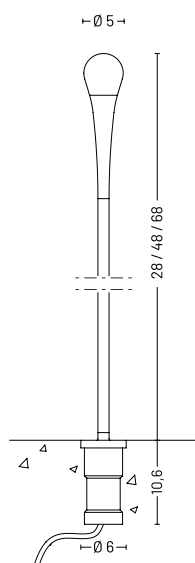
* **Control available on request**
DALI - 1/10V - DMX - TRIAC

** **Light colour available on request**
2200 K • 2700 K • RGBW

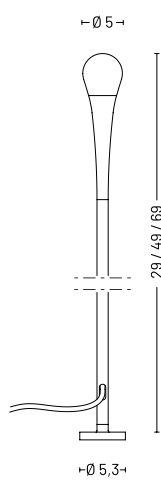
*** Source flux



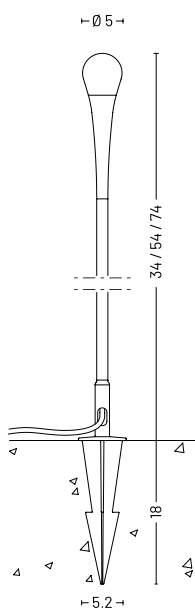
Mounting by housing box



Mounting by plate








Mounting by spike



MATERIALS

<i>Body</i>	Extruded aluminium IT AW6026
<i>Diffuser</i>	Opal PMMA
<i>Finishing</i>	Polyester powder paint

ORDER CODE

FI 3	X H B 7 Z	<i>Finishing</i>	D	Green		
			E	Marble white		
			H	Grey		
			L	Graphite		
			V	Oxide		
		<i>Height</i>	030	~ 30 cm		
			050	~ 50 cm		
			070	~ 70 cm		
		<i>Model</i>	0	Mounting by housing box		
			1	Mounting by plate		
			2	Mounting by spike		

Example **FI 3 0 030 X H B 7 Z L**

INCLUDED ACCESSORIES

<i>Code</i>	<i>Description</i>	<i>Page</i>
-	0.5 m length cable -05RN-F	-
-	Housing box	-
-	Mounting spike	-

AVAILABLE ACCESSORIES

<i>Code</i>	<i>Description</i>	<i>Page</i>
0404M011	Single connection IP68	539
0409BT014	Transformer _ 24 Vdc - 12 W (connect up to 4 pcs)	539
0409BT015	Transformer _ 24 Vdc - 25 W (connect up to 8 pcs)	539
0409BT016	Transformer _ 24 Vdc - 100 W (connect up to 30 pcs)	539





162

fog

design by Landa R&D



LUMINOUS GALAXY.

[GALASSIA LUMINOSA.]



PRODUCT RANGE

CEILING RECESSED



FOG 80
> 168



FOG 125
> 174



FOG 200
> 180



FOG_S 80
> 186



FOG_S 125
> 190



FOG_S 200
> 194



FOG_L 130
> 198



FOG_L 300
> 202



FOG_L 600
> 206



FOG_L 900
> 210

CEILING LAMPS



FOG 80
> 166



FOG 125
> 172



FOG 200
> 178



FOG_S 80
> 184



FOG_S 125
> 188



FOG_S 200
> 192



FOG_L 130
> 196



FOG_L 300
> 200



FOG_L 600
> 204



FOG_L 900
> 208

PROJECTORS



FOG_L 130
> 196



FOG_L 300
> 200



FOG_L 600
> 204




FOG_L 900
> 208

PRODUCT RANGE

WALL RECESSED

FOG 80
> 168FOG 125
> 174FOG 200
> 180FOG_S 80
> 186FOG_S 125
> 190FOG_S 200
> 194FOG_L 130
> 198FOG_L 300
> 202FOG_L 600
> 206FOG_L 900
> 210

WALL LAMPS

FOG 80
> 166FOG 125
> 172FOG 200
> 178FOG_S 80
> 184FOG_S 125
> 188FOG_S 200
> 192FOG_L 130
> 196FOG_L 300
> 200FOG_L 600
> 204FOG_L 900
> 208

fog 80

CEILING LAMP

Wattage 6 WVoltage 24 VdcBeam 

WALL LAMP

Wattage 6 WVoltage 24 VdcBeam 

TECHNICAL SPECIFICATIONS

Source lamp

Total wattage

Voltage

Control

Light colour

Luminous flux

Luminous efficacy

McADAM steps

Beam

CRI

Life time

IP rating

IK rating

Insulation class

CEILING LAMP

DIFFUSE

LED 6 W

6 W

24 Vdc

Power supply not included
(other controls on request*)

3000 K (other colours on request**)

345 lm (700 lm***)

58 lm/W

3

diffuse

> 90

L80-B15 > 60.000 h Ta 40°C

IP 65

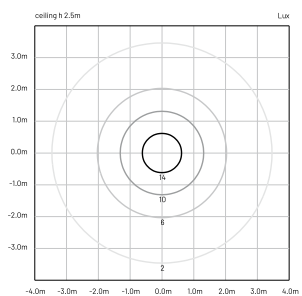
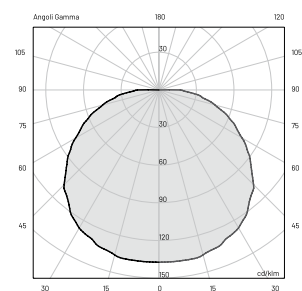
IK 08

III

* Control available
on request
DALI - 1/10V - DMX - TRIAC

** Light colour available
on request
2200 K • 2700 K • RGBW

*** Source flux



— Ø 8,6 —



WALL LAMP

DIFFUSE

LED 6 W

6 W

24 Vdc

Power supply not included
(other controls on request*)

3000 K (other colours on request**)

345 lm (700 lm***)

58 lm/W

3

diffuse

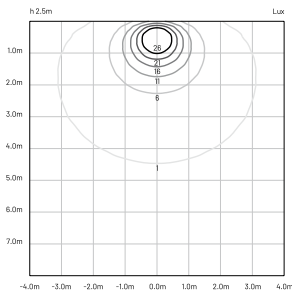
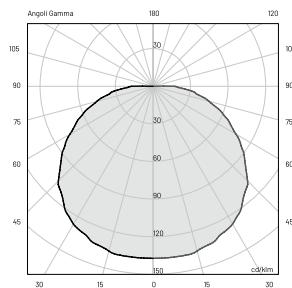
> 90

L80-B15 > 60.000 h Ta 40°C

IP 65

IK 08

III



MATERIALS

<i>Body</i>	Die-cast aluminium EN47100
<i>Diffuser</i>	Opal glass
<i>Finishing</i>	Polyester powder paint

ORDER CODE

FG 5 0 POS D H B 7 Z _

<i>Finishing</i>	G	Black	●
	H	Grey	●
	L	Graphite	●
	U	White	○
	V	Oxide	●

Example FG 5 0 POS D H B 7 Z L

AVAILABLE ACCESSORIES

<i>Code</i>	<i>Description</i>	<i>Page</i>
0409BT014	Transformer _ 24 Vdc - 12 W (connect up to 2 pcs)	539
0409BT015	Transformer _ 24 Vdc - 25 W (connect up to 4 pcs)	539
0409BT016	Transformer _ 24 Vdc - 100 W (connect up to 16 pcs)	539

fog 80

CEILING RECESSED



Wattage 6 W

Voltage 24 Vdc



WALL RECESSED



Wattage 6 W

Voltage 24 Vdc



TECHNICAL SPECIFICATIONS

Source lamp	LED 6 W
Total wattage	6 W
Voltage	24 Vdc
Control	Power supply not included (other controls on request*)
Light colour	3000 K (other colours on request**)
Luminous flux	345 lm (700 lm***)
Luminous efficacy	58 lm/W
McADAM steps	3
Beam	diffuse
CRI	> 90
Life time	L80-B15 > 60.000 h Ta 40°C
IP rating	IP 65
IK rating	IK 08
Insulation class	III

CEILING RECESSED

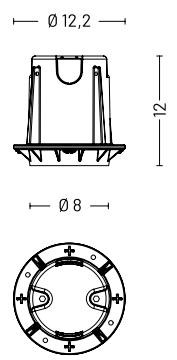
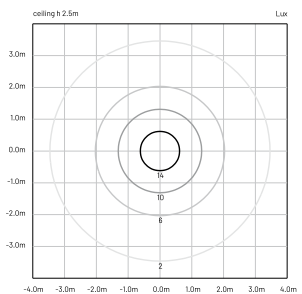
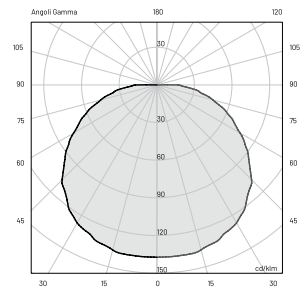
DIFFUSE

Source lamp	LED 6 W
Total wattage	6 W
Voltage	24 Vdc
Control	Power supply not included (other controls on request*)
Light colour	3000 K (other colours on request**)
Luminous flux	345 lm (700 lm***)
Luminous efficacy	58 lm/W
McADAM steps	3
Beam	diffuse
CRI	> 90
Life time	L80-B15 > 60.000 h Ta 40°C
IP rating	IP 65
IK rating	IK 08
Insulation class	III

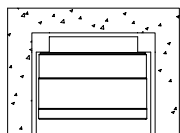
* Control available on request
DALI - 1/10V - DMX - TRIAC

** Light colour available on request
2200 K • 2700 K • RGBW

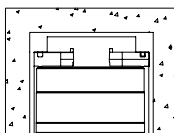
*** Source flux



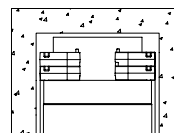
recessed installation



flush installation



protruding installation



WALL RECESSED

DIFFUSE

LED 6 W

6 W

24 Vdc

Power supply not included
(other controls on request*)

3000 K (other colours on request**)

345 lm (700 lm***)

58 lm/W

3

diffuse

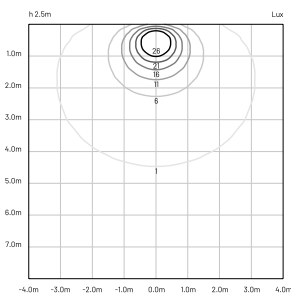
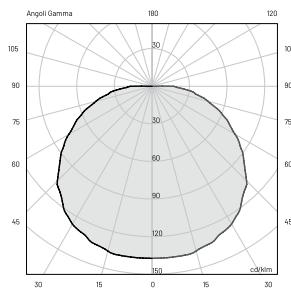
> 90

L80-B15 > 60.000 h Ta 40°C

IP 65

IK 08

III



MATERIALS

Body	Die-cast aluminium EN47100
Diffuser	Opal glass
Finishing	Polyester powder paint

ORDER CODE

FG 5 0 ISO D H B 7 Z U

INCLUDED ACCESSORIES

Code	Description	Page
-	Housing box	-

AVAILABLE ACCESSORIES

Code	Description	Page
00KEY50	Levelling kit	535
010829600000	Plastering rim	537
0303003	Suction cup to screw the glass	538
0409BT014	Transformer _ 24 Vdc - 12 W (connect up to 2 pcs)	539
0409BT015	Transformer _ 24 Vdc - 25 W (connect up to 4 pcs)	539
0409BT016	Transformer _ 24 Vdc - 100 W (connect up to 16 pcs)	539





fog 125

CEILING LAMP




Wattage 10 W

Voltage 220-240 Vac



WALL LAMP



Wattage 10 W

Voltage 220-240 Vac



TECHNICAL SPECIFICATIONS


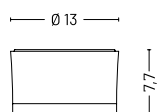
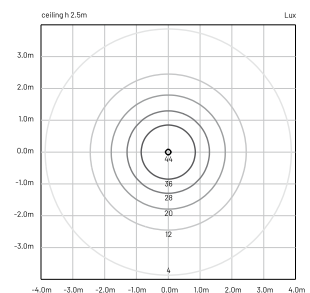
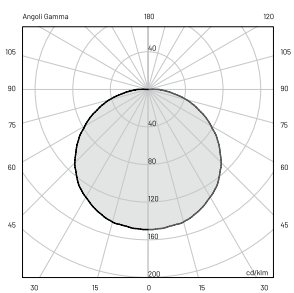
Source lamp	LED 10 W
Total wattage	13 W
Voltage	220-240 Vac, 50-60Hz
Control	On/Off (other controls on request*)
Light colour	3000 K (other colours on request**)
Luminous flux	586 lm (1374 lm***)
Luminous efficacy	45 lm/W
McADAM steps	3
Beam	diffuse
CRI	> 90
Life time	L80-B15 > 60.000 h Ta 40°C
IP rating	IP 65
IK rating	IK 08
Insulation class	I

CEILING LAMP

DIFFUSE

Source lamp	LED 10 W
Total wattage	13 W
Voltage	220-240 Vac, 50-60Hz
Control	On/Off (other controls on request*)
Light colour	3000 K (other colours on request**)
Luminous flux	586 lm (1374 lm***)
Luminous efficacy	45 lm/W
McADAM steps	3
Beam	diffuse
CRI	> 90
Life time	L80-B15 > 60.000 h Ta 40°C
IP rating	IP 65
IK rating	IK 08
Insulation class	I

- * Control available on request
DALI - 1/10V - DMX - TRIAC
- ** Light colour available on request
2200 K • 2700 K • RGBW
- *** Source flux



WALL LAMP**DIFFUSE**

LED 10 W

13 W

220-240 Vac, 50-60Hz

On/Off (other controls on request*)

3000 K (other colours on request**)

586 lm (1374 lm***)

45 lm/W

3

diffuse

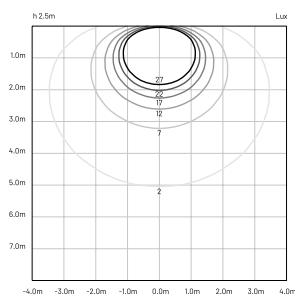
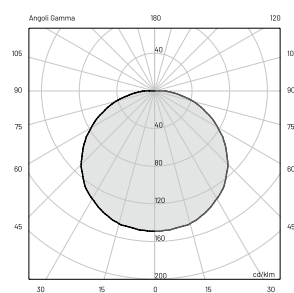
> 90

L80-B15 > 60.000 h Ta 40°C

IP 65

IK 08

I

**MATERIALS***Body*

Die-cast aluminium EN47100

Diffuser

Opal glass

Finishing

Polyester powder paint

ORDER CODE**FG 6 0 POS D H B 1 0 _***Finishing***G** Black**H** Grey**L** Graphite**U** White**V** Oxide*Example***FG 6 0 POS D H B 1 0 L**

fog 125

CEILING RECESSED



WALL RECESSED



Wattage 10 W

Voltage 220-240 Vac

Beam 

Wattage 10 W

Voltage 220-240 Vac

Beam 

TECHNICAL SPECIFICATIONS

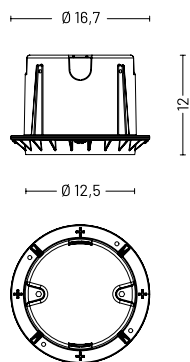
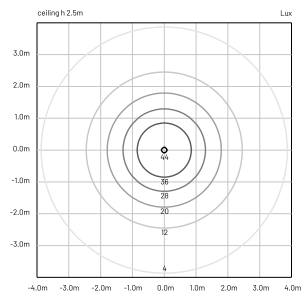
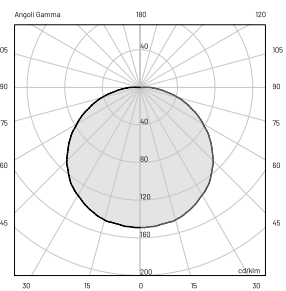
Source lamp	LED 10 W
Total wattage	13 W
Voltage	220-240 Vac, 50-60Hz
Control	On/Off (other controls on request*)
Light colour	3000 K (other colours on request**)
Luminous flux	586 lm (1374 lm***)
Luminous efficacy	45 lm/W
McADAM steps	3
Beam	diffuse
CRI	> 90
Life time	L80-B15 > 60.000 h Ta 40°C
IP rating	IP 65
IK rating	IK 08
Insulation class	I

CEILING RECESSED

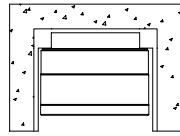
DIFFUSE

Source lamp	LED 10 W
Total wattage	13 W
Voltage	220-240 Vac, 50-60Hz
Control	On/Off (other controls on request*)
Light colour	3000 K (other colours on request**)
Luminous flux	586 lm (1374 lm***)
Luminous efficacy	45 lm/W
McADAM steps	3
Beam	diffuse
CRI	> 90
Life time	L80-B15 > 60.000 h Ta 40°C
IP rating	IP 65
IK rating	IK 08
Insulation class	I

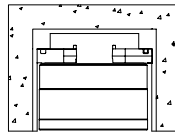
- * Control available on request
DALI - 1/10V - DMX - TRIAC
- ** Light colour available on request
2200 K • 2700 K • RGBW
- *** Source flux



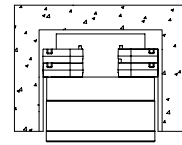
recessed installation



flush installation



protruding installation



WALL RECESSED

DIFFUSE

LED 10 W

13 W

220-240 Vac, 50-60Hz

On/Off (other controls on request*)

3000 K (other colours on request**)

586 lm (1374 lm***)

45 lm/W

3

diffuse

> 90

L80-B15 > 60.000 h Ta 40°C

IP 65

IK 08

I

MATERIALS

Body

Die-cast aluminium EN47100

Diffuser

Opal glass

Finishing

Polyester powder paint

ORDER CODE

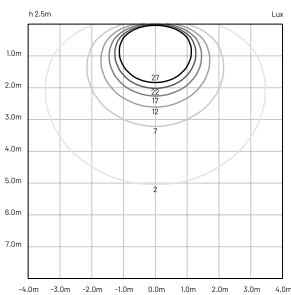
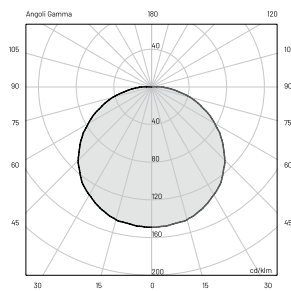
FG 6 0 ISO D H B 10 U

INCLUDED ACCESSORIES

Code	Description	Page
-	Housing box	-

AVAILABLE ACCESSORIES

Code	Description	Page
00KEY60	Levelling kit	535
010829700000	Plastering rim	537
0303004	Suction cup to screw the glass	538







fog 200

CEILING LAMP

Wattage 18.5 WVoltage 220-240 VacBeam 

WALL LAMP

Wattage 18.5 WVoltage 220-240 VacBeam 

TECHNICAL SPECIFICATIONS

Source lamp

Total wattage

Voltage

Control

Light colour

Luminous flux

Luminous efficacy

McADAM steps

Beam

CRI

Life time

IP rating

IK rating

Insulation class

CEILING LAMP

DIFFUSE

LED 18.5 W

23 W

220-240 Vac, 50-60Hz

On/Off (other controls on request*)

3000 K (other colours on request**)

1185 lm (2170 lm***)

52 lm/W

3

diffuse

> 90

L80-B15 > 60.000 h Ta 40°C

IP 65


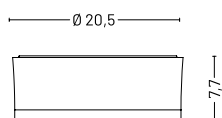
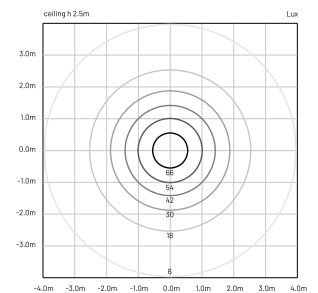
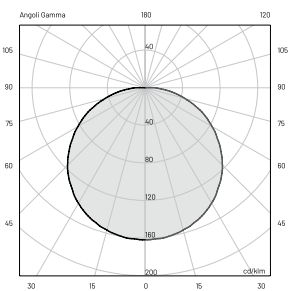
IK 08

I

* Control available on request
DALI - 1/10V - DMX - TRIAC

** Light colour available on request
2200 K • 2700 K • RGBW

*** Source flux



WALL LAMP**DIFFUSE**

LED 18.5 W

23 W

220-240 Vac, 50-60Hz

On/Off (other controls on request*)

3000 K (other colours on request**)

1185 lm (2170 lm***)

52 lm/W

3

diffuse

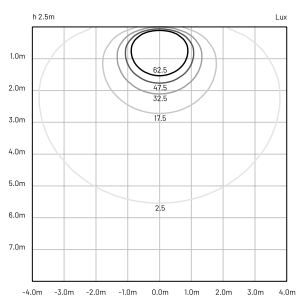
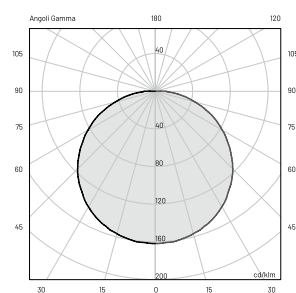
> 90

L80-B15 > 60.000 h Ta 40°C

IP 65

IK 08

I

**MATERIALS***Body*

Die-cast aluminium EN47100

Diffuser

Opal glass

Finishing

Polyester powder paint

ORDER CODE**FG 8 0 POS D H B 10 _***Finishing***G** Black**H** Grey**L** Graphite**U** White**V** Oxide*Example***FG 8 0 POS D H B 10 L**

fog 200

CEILING RECESSED

Wattage 18.5 WVoltage 220-240 VacBeam 

WALL RECESSED

Wattage 18.5 WVoltage 220-240 VacBeam 

TECHNICAL SPECIFICATIONS

Source lamp

Total wattage

Voltage

Control

Light colour

Luminous flux

Luminous efficacy

McADAM steps

Beam

CRI

Life time

IP rating

IK rating

Insulation class

CEILING RECESSED

DIFFUSE

LED 18.5 W

23 W

220-240 Vac, 50-60Hz

On/Off (other controls on request*)

3000 K (other colours on request**)

1185 lm (2170 lm***)

52 lm/W

3

diffuse

> 90

L80-B15 > 60.000 h Ta 40°C

IP 65

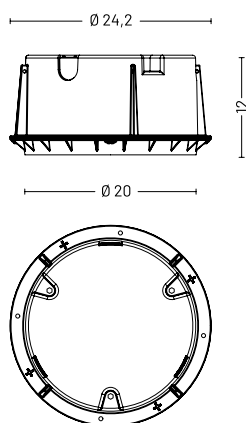
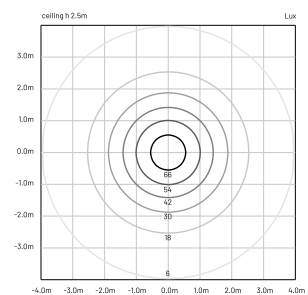
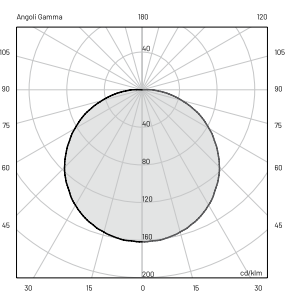
IK 08

I

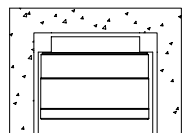
* Control available on request
DALI - 1/10V - DMX - TRIAC

** Light colour available on request
2200 K • 2700 K • RGBW

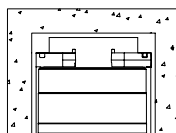
*** Source flux



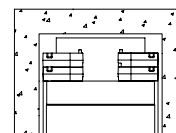
recessed installation



flush installation



protruding installation

**WALL RECESSED****DIFFUSE**

LED 18.5 W

23 W

220-240 Vac, 50-60Hz

On/Off (other controls on request*)

3000 K (other colours on request**)

1185 lm (2170 lm***)

52 lm/W

3

diffuse

> 90

L80-B15 > 60.000 h Ta 40°C

IP 65

IK 08

I

MATERIALS

Body

Die-cast aluminium EN47100

Diffuser

Opal glass

Finishing

Polyester powder paint

ORDER CODE

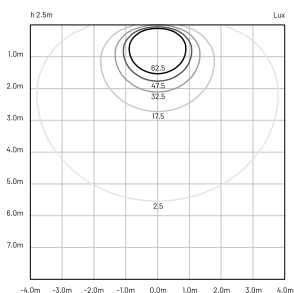
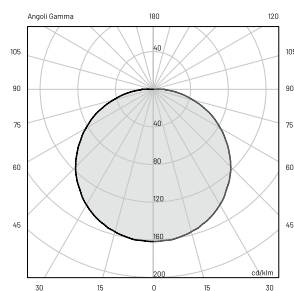
FG 8 0 ISO D H B 10 U

INCLUDED ACCESSORIES

Code	Description	Page
-	Housing box	-

AVAILABLE ACCESSORIES

Code	Description	Page
00KEY60	Levelling kit	535
010829800000	Plastering rim	538
0303004	Suction cup to screw the glass	538








fog_s 80

CEILING LAMP



Wattage 5.5 W

Voltage 24 Vdc

Beam

WALL LAMP



Wattage 5.5 W

Voltage 24 Vdc

Beam

TECHNICAL SPECIFICATIONS

Source lamp	LED 5.5 W
Total wattage	5.5 W
Voltage	24 Vdc
Control	Power supply not included (other controls on request*)
Light colour	3000 K (other colours on request**)
Luminous flux	205 lm (759 lm***)
Luminous efficacy	37 lm/W
McADAM steps	3
Beam	diffuse
CRI	> 90
Life time	L80-B15 > 60.000 h Ta 40°C
IP rating	IP 67
IK rating	IK 10
Insulation class	III

CEILING LAMP

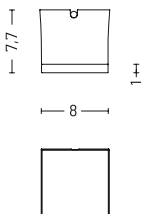
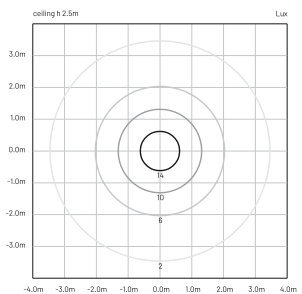
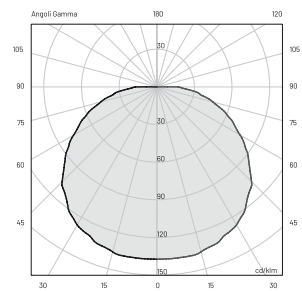
DIFFUSE

Source lamp	LED 5.5 W
Total wattage	5.5 W
Voltage	24 Vdc
Control	Power supply not included (other controls on request*)
Light colour	3000 K (other colours on request**)
Luminous flux	205 lm (759 lm***)
Luminous efficacy	37 lm/W
McADAM steps	3
Beam	diffuse
CRI	> 90
Life time	L80-B15 > 60.000 h Ta 40°C
IP rating	IP 67
IK rating	IK 10
Insulation class	III

* Control available on request
DALI - 1/10V - DMX - TRIAC

** Light colour available on request
2200 K • 2700 K • RGBW

*** Source flux



WALL LAMP**DIFFUSE**

LED 5.5 W

5.5 W

24 Vdc

Power supply not included
(other controls on request*)

3000 K (other colours on request**)

205 lm (759 lm***)

37 lm/W

3

diffuse

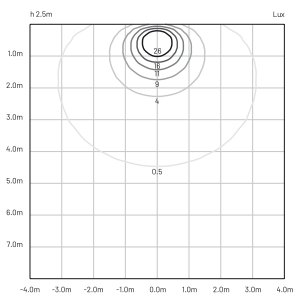
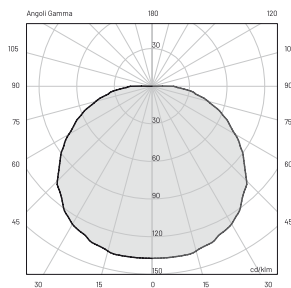
> 90

L80-B15 > 60.000 h Ta 40°C

IP 67

IK 10

III

**MATERIALS**

Body Die-cast aluminium EN47100

Diffuser Opal glass

Finishing Polyester powder paint

ORDER CODE

FG 55 POS D H B 7 Z _

Finishing

G Black

H Grey

L Graphite

U White

V Oxide

Example

FG 55 POS D H B 7 Z L

INCLUDED ACCESSORIES

Code	Description	Page
-	0.5 m length cable -05RN-F	-
-	Single connection IP68	-

AVAILABLE ACCESSORIES


Code	Description	Page
0409BT014	Transformer _ 24 Vdc - 12 W (connect up to 2 pcs)	539
0409BT015	Transformer _ 24 Vdc - 25 W (connect up to 5 pcs)	539
0409BT016	Transformer _ 24 Vdc - 100 W (connect up to 20 pcs)	539

fog_s 80

CEILING RECESSED

Wattage 5.5 WVoltage 24 VdcBeam 

WALL RECESSED

Wattage 5.5 WVoltage 24 VdcBeam 

TECHNICAL SPECIFICATIONS

Source lamp

Total wattage

Voltage

Control

Light colour

Luminous flux

Luminous efficacy

McADAM steps

Beam

CRI

Life time

IP rating

IK rating

Insulation class

CEILING RECESSED

DIFFUSE

LED 5.5 W

5.5 W

24 Vdc

Power supply not included
(other controls on request*)

3000 K (other colours on request**)

205 lm (759 lm***)

38 lm/W

3

diffuse

> 90

L80-B15 > 60.000 h Ta 40°C

IP 67

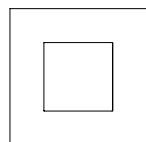
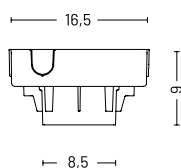
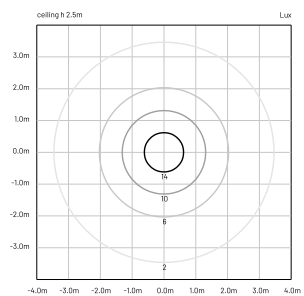
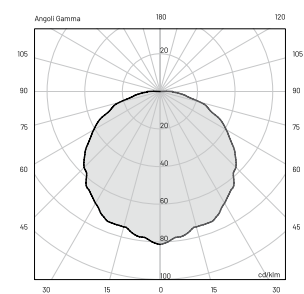
IK 10

III

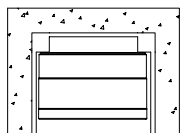
* Control available
on request
DALI - 1/10V - DMX - TRIAC

** Light colour available
on request
2200 K • 2700 K • RGBW

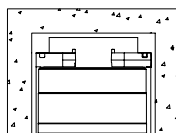
*** Source flux



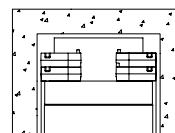
recessed installation



flush installation



protruding installation

**WALL RECESSED****DIFFUSE**

LED 5.5 W

5.5 W

24 Vdc

Power supply not included
(other controls on request*)

3000 K (other colours on request**)

205 lm (759 lm***)

38 lm/W

3

diffuse

> 90

L80-B15 > 60.000 h Ta 40°C

IP 67

IK 10

III

MATERIALS

Body

Die-cast aluminium EN47100

Diffuser

Opal glass

Finishing

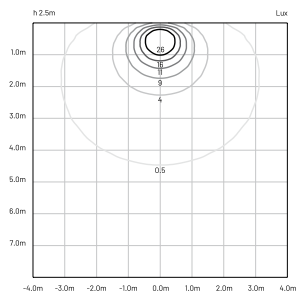
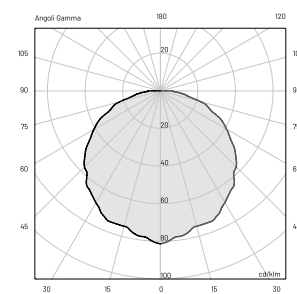
Polyester powder paint

ORDER CODE**FG 5 5 ISO D H B 7 Z U****INCLUDED ACCESSORIES**

Code	Description	Page
-	0.5 m length cable -05RN-F	-
-	Housing box	-

AVAILABLE ACCESSORIES

Code	Description	Page
00KCG0.02	Recessed box adjusting kit	535
0303003	Glass lifting suction pad	538
0404M011	Single connection IP68	539
0404M019	Three-way connection box mini	539
0409BT014	Transformer _ 24 Vdc - 12 W (connect up to 2 pcs)	539
0409BT015	Transformer _ 24 Vdc - 25 W (connect up to 5 pcs)	539
0409BT016	Transformer _ 24 Vdc - 100 W (connect up to 20 pcs)	539



fog_s 125

CEILING LAMP



Wattage 10 W

Voltage 220-240 Vac

Beam 

WALL LAMP



Wattage 10 W

Voltage 220-240 Vac

Beam 

TECHNICAL SPECIFICATIONS

Source lamp	LED 10 W
Total wattage	12 W
Voltage	220-240 Vac, 50-60Hz
Control	On/Off (other controls on request*)
Light colour	3000 K (other colours on request**)
Luminous flux	490 lm (1300 lm***)
Luminous efficacy	41 lm/W
McADAM steps	3
Beam	Diffuse
CRI	> 90
Life time	L80-B15 > 60.000 h Ta 40°C
IP rating	IP 67
IK rating	IK 10
Insulation class	I

CEILING LAMP

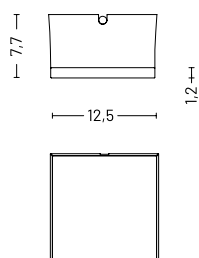
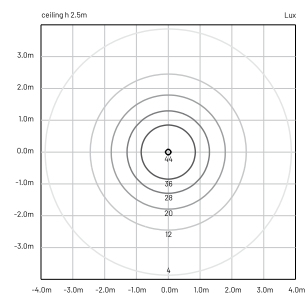
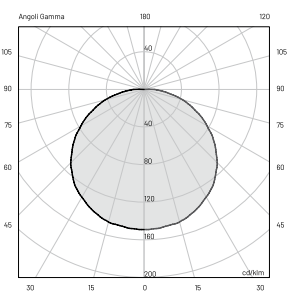
DIFFUSE

Source lamp	LED 10 W
Total wattage	12 W
Voltage	220-240 Vac, 50-60Hz
Control	On/Off (other controls on request*)
Light colour	3000 K (other colours on request**)
Luminous flux	490 lm (1300 lm***)
Luminous efficacy	41 lm/W
McADAM steps	3
Beam	Diffuse
CRI	> 90
Life time	L80-B15 > 60.000 h Ta 40°C
IP rating	IP 67
IK rating	IK 10
Insulation class	I

* Control available on request
DALI - 1/10V - DMX - TRIAC

** Light colour available on request
2200 K • 2700 K • RGBW

*** Source flux



WALL LAMP**DIFFUSE**

LED 10 W

12 W

220-240 Vac, 50-60Hz

On/Off (other controls on request*)

3000 K (other colours on request**)

490 lm (1300 lm***)

41 lm/W

3

Diffuse

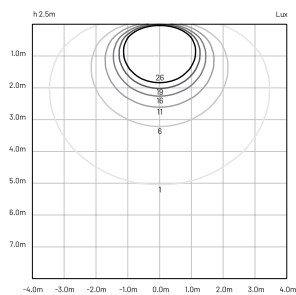
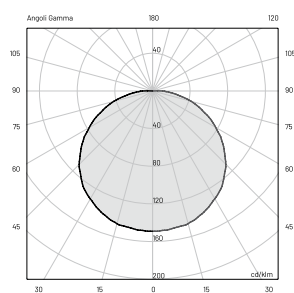
> 90

L80-B15 > 60.000 h Ta 40°C

IP 67

IK 10

I

**MATERIALS**

Body Die-cast aluminium EN47100

Diffuser Opal glass

Finishing Polyester powder paint

ORDER CODE

FG 65 POS D H B 10 _

Finishing

G Black



H Grey



L Graphite



U White



V Oxide



Example

FG 65 POS D H B 10 L

INCLUDED ACCESSORIES


Code	Description	Page
-	0.5 m length cable -05RN-F	-
-	Single connection IP68	-

fog_s 125

CEILING RECESSED



WALL RECESSED



Wattage 10 W

Voltage 220-240 Vac



Wattage 10 W

Voltage 220-240 Vac



TECHNICAL SPECIFICATIONS

Source lamp	LED 10 W
Total wattage	12 W
Voltage	220-240 Vac, 50-60Hz
Control	On/Off (other controls on request*)
Light colour	3000 K (other colours on request**)
Luminous flux	490 lm (1300 lm***)
Luminous efficacy	41 lm/W
McADAM steps	3
Beam	Diffuse
CRI	> 90
Life time	L80-B15 > 60.000 h Ta 40°C
IP rating	IP 67
IK rating	IK 10
Insulation class	I

CEILING RECESSED

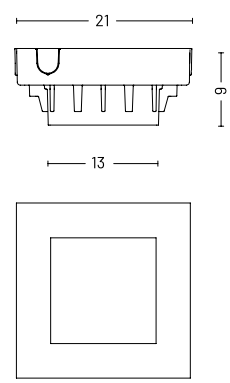
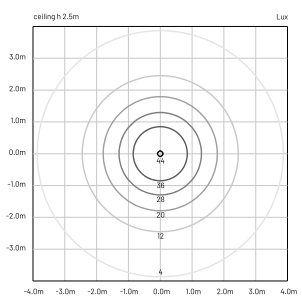
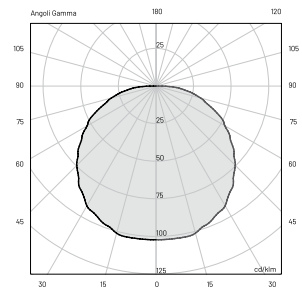
DIFFUSE

Source lamp	LED 10 W
Total wattage	12 W
Voltage	220-240 Vac, 50-60Hz
Control	On/Off (other controls on request*)
Light colour	3000 K (other colours on request**)
Luminous flux	490 lm (1300 lm***)
Luminous efficacy	41 lm/W
McADAM steps	3
Beam	Diffuse
CRI	> 90
Life time	L80-B15 > 60.000 h Ta 40°C
IP rating	IP 67
IK rating	IK 10
Insulation class	I

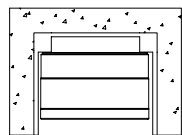
* **Control available on request**
DALI - 1/10V - DMX - TRIAC

** **Light colour available on request**
2200 K • 2700 K • RGBW

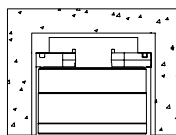
*** Source flux



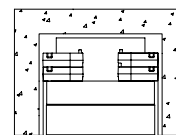
recessed installation



flush installation



protruding installation

**WALL RECESSED****DIFFUSE**

LED 10 W

12 W

220-240 Vac, 50-60Hz

On/Off (other controls on request*)

3000 K (other colours on request**)

490 lm (1300 lm***)

41 lm/W

3

Diffuse

> 90

L80-B15 > 60.000 h Ta 40°C

IP 67

IK 10

I

MATERIALS

Body

Die-cast aluminium EN47100

Diffuser

Opal glass

Finishing

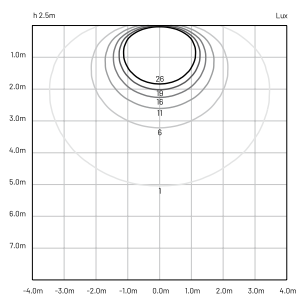
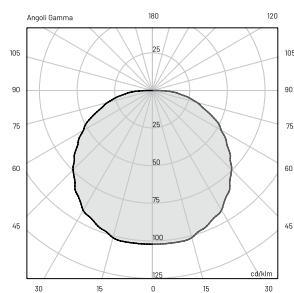
Polyester powder paint

ORDER CODE**FG 6 5 ISO D H B 10 U****INCLUDED ACCESSORIES**

Code	Description	Page
-	0.5 m length cable -05RN-F	-
-	Housing box	-

AVAILABLE ACCESSORIES

Code	Description	Page
00KCG0.03	Recessed box adjusting kit	535
0303004	Glass lifting suction pad	538
0404M011	Single connection IP68	539
0404M019	Three-way connection box mini	539



fog_s 200

CEILING LAMP

Wattage 21 WVoltage 220-240 VacBeam 

WALL LAMP

Wattage 21 WVoltage 220-240 VacBeam 

TECHNICAL SPECIFICATIONS

Source lamp

Total wattage

Voltage

Control

Light colour

Luminous flux

Luminous efficacy

McADAM steps

Beam

CRI

Life time

IP rating

IK rating

Insulation class

CEILING LAMP

DIFFUSE

LED 21 W

26.5 W

220-240 Vac, 50-60Hz

On/Off (other controls on request*)

3000 K (other colours on request**)

942 lm (2920 lm***)

36 lm/W

3

Diffuse

> 90

L80-B15 > 60.000 h Ta 40°C

IP 67

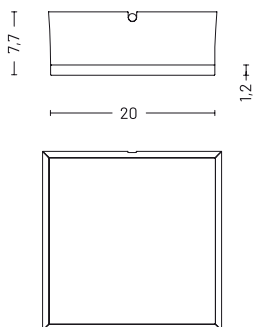
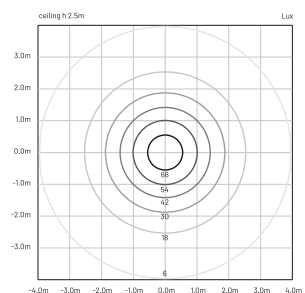
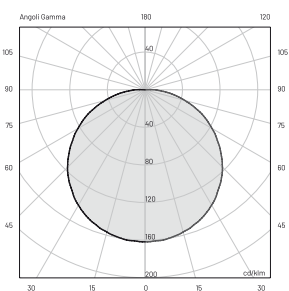
IK 10

I

* Control available on request
DALI - 1/10V - DMX - TRIAC

** Light colour available on request
2200 K • 2700 K • RGBW

*** Source flux



WALL LAMP**DIFFUSE**

LED 21 W

26.5 W

220-240 Vac, 50-60Hz

On/Off (other controls on request*)

3000 K (other colours on request**)

942 lm (2920 lm***)

36 lm/W

3

Diffuse

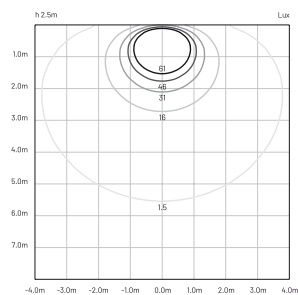
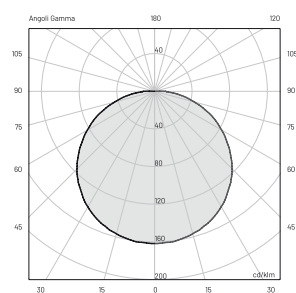
> 90

L80-B15 > 60.000 h Ta 40°C

IP 67

IK 10

I

**MATERIALS**

Body Die-cast aluminium EN47100

Diffuser Opal glass

Finishing Polyester powder paint

ORDER CODE

FG 85 POS D H B 10 _

Finishing

G Black

H Grey

L Graphite

U White

V Oxide

Example

FG 85 POS D H B 10 L

INCLUDED ACCESSORIES


Code	Description	Page
-	0.5 m length cable -05RN-F	-
-	Single connection IP68	-

fog_s 200

CEILING RECESSED

Wattage 21 WVoltage 220-240 VacBeam 

WALL RECESSED

Wattage 21 WVoltage 220-240 VacBeam 

TECHNICAL SPECIFICATIONS

Source lamp

Total wattage

Voltage

Control

Light colour

Luminous flux

Luminous efficacy

McADAM steps

Beam

CRI

Life time

IP rating

IK rating

Insulation class

CEILING RECESSED

DIFFUSE

LED 21 W

26.5 W

220-240 Vac, 50-60Hz

On/Off (other controls on request*)

3000 K (other colours on request**)

942 lm (2920 lm***)

36 lm/W

3

Diffuse

> 90

L80-B15 > 60.000 h Ta 40°C

IP 67

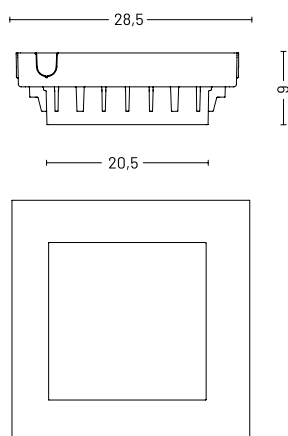
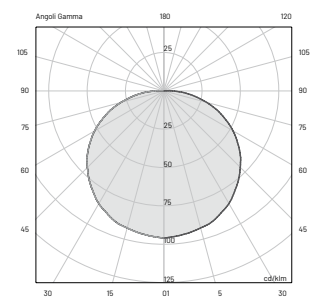
IK 10

I

* Control available on request
DALI - 1/10V - DMX - TRIAC

** Light colour available on request
2200 K • 2700 K • RGBW

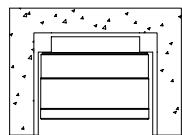
*** Source flux



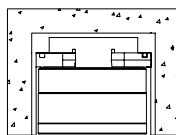
E (LUX)

H (m)	lux (3000 K)	Ø (m)
1.00	280	3.90
2.00	70	7.78
3.00	31	11.68
4.00	17	15.57
5.00	11	19.46

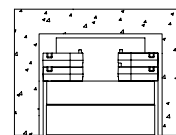
recessed installation



flush installation



protruding installation

**WALL RECESSED****DIFFUSE**

LED 21 W

26.5 W

220-240 Vac, 50-60Hz

On/Off (other controls on request*)

3000 K (other colours on request**)

942 lm (2920 lm***)

36 lm/W

3

Diffuse

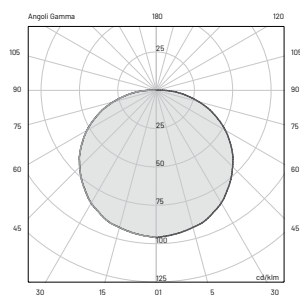
> 90

L80-B15 > 60.000 h Ta 40°C

IP 67

IK 10

I

**E (LUX)**

H (m)	lux (3000 K)	Ø (m)
1.00	280	3.90
2.00	70	7.78
3.00	31	11.68
4.00	17	15.57
5.00	11	19.46

MATERIALS

Body

Die-cast aluminium EN47100

Diffuser

Opal glass

Finishing

Polyester powder paint

ORDER CODE**FG 8 5 ISO D H B 10 U****INCLUDED ACCESSORIES**

Code	Description	Page
-	0.5 m length cable -05RN-F	-
-	Housing box	-

AVAILABLE ACCESSORIES

Code	Description	Page
00KCG0.04	Recessed box adjusting kit	535
0303004	Glass lifting suction pad	538
0404M011	Single connection IP68	539
0404M019	Three-way connection box mini	539

fog_1 130

CEILING LAMP



Wattage 2.5 W

Voltage 220-240 Vac



WALL LAMP



Wattage 2.5 W

Voltage 220-240 Vac

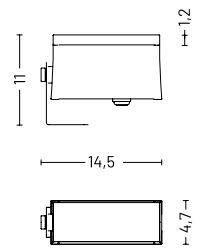
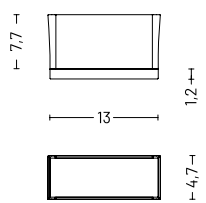


PROJECTOR



Wattage 2.5 W

Voltage 220-240 Vac



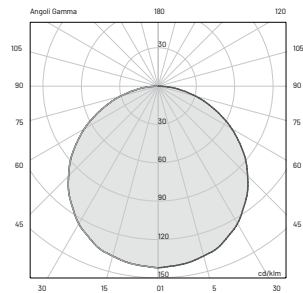
TECHNICAL SPECIFICATIONS

Source lamp	DIFFUSE
Total wattage	LED 2.5 W
Voltage	4 W
Control	220-240 Vac, 50-60Hz
Light colour	On/Off
Luminous flux	3000 K (other colours on request**)
Luminous efficacy	115 lm (285 lm***)
McADAM steps	29 lm/W
Beam	3
CRI	Diffuse
Life time	> 90
IP rating	L80-B15 > 60.000 h Ta 40°C
IK rating	IP 67
Insulation class	IK 10
	I

* Control available on request
DALI - 1/10V - DMX - TRIAC

** Light colour available on request
2200 K • 2700 K • RGBW

*** Source flux



E (LUX)		
H (m)	lux (3000 K)	Ø (m)
1.00	35	3.49
2.00	9	6.98
3.00	4	10.48
4.00	2	13.97
5.00	1	17.46

MATERIALS

Body	Extruded aluminium EN AW6060
Diffuser	Opal glass
Finishing	Polyester powder paint

ORDER CODE

FG L 1 ___ D H B 10 _

Finishing	G	Black	●
	H	Grey	●
	L	Graphite	●
	U	White	○
	V	Oxide	●
Mounting	POS	Ceiling lamp Wall lamp	
	PR1	Projector	

Example FG L 1 POS D H B 10 L

INCLUDED ACCESSORIES

CEILING LAMP | WALL LAMP

Code	Description	Page
-	0.5 m length cable -05RN-F	-
-	Single connection IP68	-

PROJECTOR


Code	Description	Page
-	1 m length cable -05RN-F	-
-	Single connection IP68	-
-	Fixing kit short (7.5 cm)	-

fog_1 130

CEILING RECESSED

Wattage 2.5 WVoltage 220-240 VacBeam 

WALL RECESSED

Wattage 2.5 WVoltage 220-240 VacBeam 

TECHNICAL SPECIFICATIONS

Source lamp

Total wattage

Voltage

Control

Light colour

Luminous flux

Luminous efficacy

McADAM steps

Beam

CRI

Life time

IP rating

IK rating

Insulation class

DIFFUSE

LED 2.5 W

4 W

220-240 Vac, 50-60Hz

On/Off

3000 K (other colours on request**)

115 lm (285 lm***)

29 lm/W

3

Diffuse

> 90

L80-B15 > 60.000 h Ta 40°C

IP 67

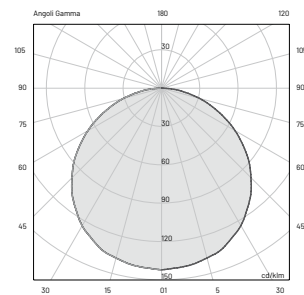
IK 10

I

* Control available on request
DALI - 1/10V - DMX - TRIAC

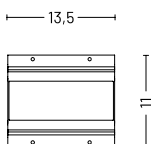
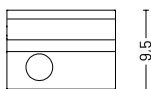
** Light colour available on request
2200 K • 2700 K • RGBW

*** Source flux

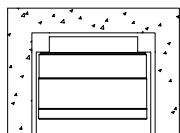


E (LUX)

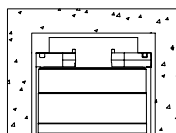
H (m)	lux (3000 K)	Ø (m)
1.00	35	3.49
2.00	9	6.98
3.00	4	10.48
4.00	2	13.97
5.00	1	17.46



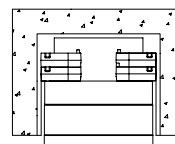
recessed installation



flush installation



protruding installation



MATERIALS

<i>Body</i>	Extruded aluminium EN AW6060
<i>Diffuser</i>	Opal glass
<i>Finishing</i>	Polyester powder paint

ORDER CODE

FG L 11S0 DHB 10 U

INCLUDED ACCESSORIES

<i>Code</i>	<i>Description</i>	<i>Page</i>
-	0.5 m length cable -05RN-F	-
-	Single connection IP68	-

AVAILABLE ACCESSORIES

<i>Code</i>	<i>Description</i>	<i>Page</i>
00CCL1.STD	Housing box	534

fog_1 300

CEILING LAMP



Wattage 12 W

Voltage 220-240 Vac

Beam



WALL LAMP



Wattage 12 W

Voltage 220-240 Vac

Beam



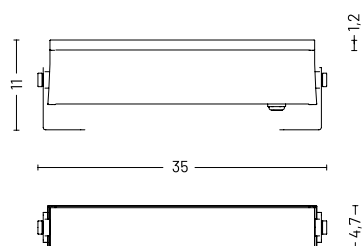
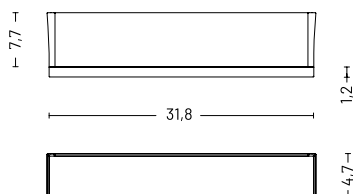
PROJECTOR



Wattage 12 W

Voltage 220-240 Vac

Beam



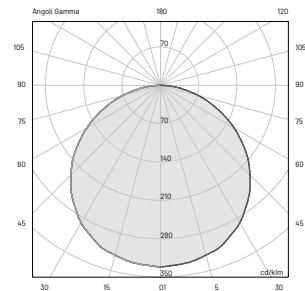
TECHNICAL SPECIFICATIONS

Source lamp	DIFFUSE
Total wattage	LED 12 W
Voltage	16 W
Control	220-240 Vac, 50-60Hz
Light colour	On/Off (other controls on request*)
Luminous flux	3000 K (other colours on request**)
Luminous efficacy	510 lm (1340 lm***)
McADAM steps	32 lm/W
Beam	3
CRI	Diffuse
Life time	> 90
IP rating	L80-B15 > 60.000 h Ta 40°C
IK rating	IP 67
Insulation class	IK 10
	I

* Control available on request
DALI - 1/10V - DMX - TRIAC

** Light colour available on request
2200 K • 2700 K • RGBW

*** Source flux



E (LUX)

H (m)	lux (3000 K)	Ø (m)
1.00	169	3.21
2.00	42	6.42
3.00	19	9.62
4.00	11	12.83
5.00	7	16.04

MATERIALS

Body	Extruded aluminium EN AW6060
Diffuser	Opal glass
Finishing	Polyester powder paint

ORDER CODE

FG L 3 _ _ _ D H B 1 0 _

Finishing	G	Black	●
	H	Grey	●
	L	Graphite	●
	U	White	○
	V	Oxide	●
Mounting	POS	Ceiling lamp Wall lamp	
	PRI	Projector	

Example FG L 3 POS D H B 1 0 L

INCLUDED ACCESSORIES

CEILING LAMP | WALL LAMP

Code	Description	Page
-	0.5 m length cable -05RN-F	-
-	Single connection IP68	-

PROJECTOR

Code	Description	Page
-	1 m length cable -05RN-F	-
-	Single connection IP68	-
-	Fixing kit short (7.5 cm)	-

AVAILABLE ACCESSORIES

PROJECTOR

Code	Description	Page
00KEYFGL.150_	Fixing kit medium (15 cm) (available in different colours, see accessories section)	536
00KEYFGL.250_	Fixing kit long (25 cm) (available in different colours, see accessories section)	536

fog_1 300

CEILING RECESSED

Wattage 12 WVoltage 220-240 VacBeam 

WALL RECESSED

Wattage 12 WVoltage 220-240 VacBeam 

TECHNICAL SPECIFICATIONS

Source lamp

Total wattage

Voltage

Control

Light colour

Luminous flux

Luminous efficacy

McADAM steps

Beam

CRI

Life time

IP rating

IK rating

Insulation class

DIFFUSE

LED 12 W

16 W

220-240 Vac, 50-60Hz

On/Off (other controls on request*)

3000 K (other colours on request**)

510 lm (1340 lm***)

32 lm/W

3

Diffuse

> 90

L80-B15 > 60.000 h Ta 40°C

IP 67

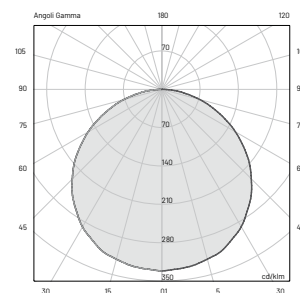
IK 10

I

* Control available on request
DALI - 1/10V - DMX - TRIAC

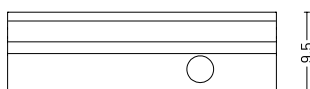
** Light colour available on request
2200 K • 2700 K • RGBW

*** Source flux

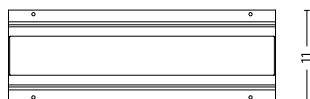


E (LUX)

H (m)	lux (3000 K)	Ø (m)
1.00	169	3.21
2.00	42	6.42
3.00	19	9.62
4.00	11	12.83
5.00	7	16.04

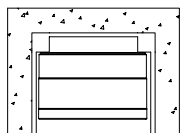


33

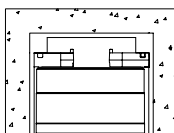


11

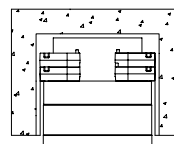
recessed installation



flush installation



protruding installation



MATERIALS

<i>Body</i>	Extruded aluminium EN AW6060
<i>Diffuser</i>	Opal glass
<i>Finishing</i>	Polyester powder paint

ORDER CODE

FGL3 ISO DHB10U

INCLUDED ACCESSORIES

<i>Code</i>	<i>Description</i>	<i>Page</i>
-	0.5 m length cable -05RN-F	-
-	Single connection IP68	-

AVAILABLE ACCESSORIES

<i>Code</i>	<i>Description</i>	<i>Page</i>
00EY/FGL3.STD	Housing box	534

fog_1 600

CEILING LAMP



Wattage 24 W

Voltage 220-240 Vac



WALL LAMP



Wattage 24 W

Voltage 220-240 Vac

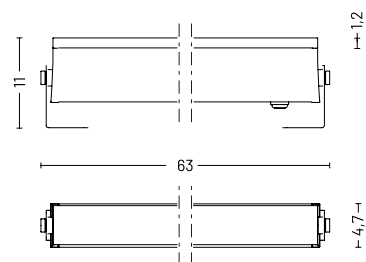
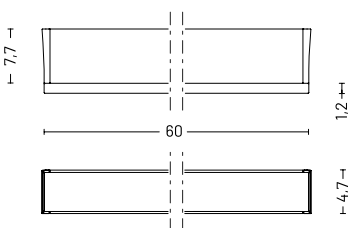


PROJECTOR



Wattage 24 W

Voltage 220-240 Vac



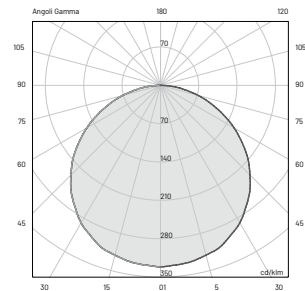
TECHNICAL SPECIFICATIONS

Source lamp	DIFFUSE
Total wattage	LED 24 W
Voltage	30 W
Control	220-240 Vac, 50-60Hz
Light colour	On/Off (other controls on request*)
Luminous flux	3000 K (other colours on request**)
Luminous efficacy	1020 lm (2680 lm***)
McADAM steps	34 lm/W
Beam	3
CRI	Diffuse
Life time	> 90
IP rating	L80-B15 > 60.000 h Ta 40°C
IK rating	IP 67
Insulation class	IK 10
	I

* Control available on request
DALI - 1/10V - DMX - TRIAC

** Light colour available on request
2200 K • 2700 K • RGBW

*** Source flux



E (LUX)

H (m)	lux (3000 K)	Ø (m)
1.00	338	3.21
2.00	85	6.42
3.00	38	9.62
4.00	21	12.83
5.00	14	16.04

MATERIALS

Body	Extruded aluminium EN AW6060
Diffuser	Opal glass
Finishing	Polyester powder paint

ORDER CODE

FG L 6 _ _ _ _ D H B 1 0 _

Finishing	G	Black	●
	H	Grey	●
	L	Graphite	●
	U	White	○
	V	Oxide	●
Mounting	POS	Ceiling lamp Wall lamp	
	PRI	Projector	

Example FG L 6 POS D H B 1 0 L

INCLUDED ACCESSORIES

CEILING LAMP | WALL LAMP

Code	Description	Page
-	0.5 m length cable -05RN-F	-
-	Single connection IP68	-

PROJECTOR

Code	Description	Page
-	1 m length cable -05RN-F	-
-	Single connection IP68	-
-	Fixing kit short (7.5 cm)	-

AVAILABLE ACCESSORIES

PROJECTOR

Code	Description	Page
00KEYFGL.150_	Fixing kit medium (15 cm) (available in different colours, see accessories section)	536
00KEYFGL.250_	Fixing kit long (25 cm) (available in different colours, see accessories section)	536

fog_1 600

CEILING RECESSED

Wattage 24 WVoltage 220-240 VacBeam 

WALL RECESSED

Wattage 24 WVoltage 220-240 VacBeam 

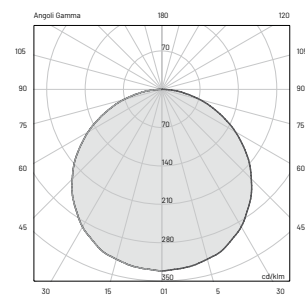
TECHNICAL SPECIFICATIONS

Source lamp	LED 24 W
Total wattage	30 W
Voltage	220-240 Vac, 50-60Hz
Control	On/Off (other controls on request*)
Light colour	3000 K (other colours on request**)
Luminous flux	1020 lm (2680 lm***)
Luminous efficacy	34 lm/W
McADAM steps	3
Beam	Diffuse
CRI	> 90
Life time	L80-B15 > 60.000 h T _a 40°C
IP rating	IP 67
IK rating	IK 10
Insulation class	I

* Control available on request
DALI - 1/10V - DMX - TRIAC

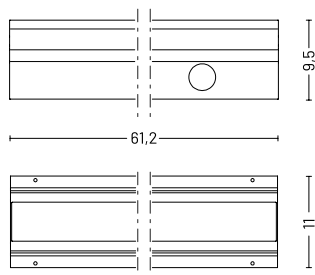
** Light colour available on request
2200 K • 2700 K • RGBW

*** Source flux

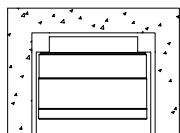


E (LUX)

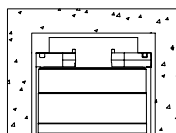
H (m)	lux (3000 K)	Ø (m)
1.00	338	3.21
2.00	85	6.42
3.00	38	9.62
4.00	21	12.83
5.00	14	16.04



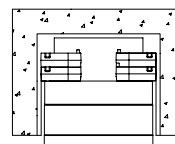
recessed installation



flush installation



protruding installation



MATERIALS

<i>Body</i>	Extruded aluminium EN AW6060
<i>Diffuser</i>	Opal glass
<i>Finishing</i>	Polyester powder paint

ORDER CODE

FGL6ISO DHB10U

INCLUDED ACCESSORIES

<i>Code</i>	<i>Description</i>	<i>Page</i>
-	0.5 m length cable -05RN-F	-
-	Single connection IP68	-

AVAILABLE ACCESSORIES

<i>Code</i>	<i>Description</i>	<i>Page</i>
00EY/FGL6.STD	Housing box	534

fog_1 900

CEILING LAMP



Wattage 34 W

Voltage 220-240 Vac



WALL LAMP



Wattage 34 W

Voltage 220-240 Vac

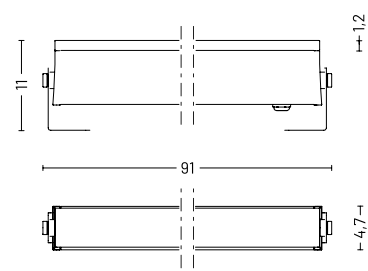
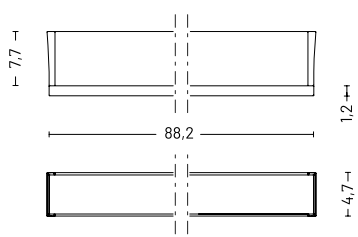


PROJECTOR



Wattage 34 W

Voltage 220-240 Vac



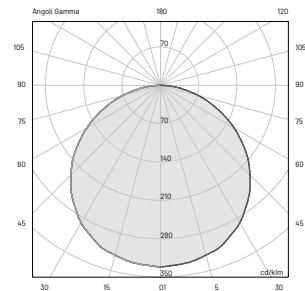
TECHNICAL SPECIFICATIONS

Source lamp	DIFFUSE
Total wattage	LED 34 W
Voltage	38 W
Control	220-240 Vac, 50-60Hz
Light colour	On/Off (other controls on request*)
Luminous flux	3000 K (other colours on request**)
Luminous efficacy	1294 lm (3120 lm***)
McADAM steps	34 lm/W
Beam	3
CRI	Diffuse
Life time	> 90
IP rating	L80-B15 > 60.000 h Ta 40°C
IK rating	IP 67
Insulation class	IK 10
	I

* Control available on request
DALI - 1/10V - DMX - TRIAC

** Light colour available on request
2200 K • 2700 K • RGBW

*** Source flux



E (LUX)

H (m)	lux (3000 K)	Ø (m)
1.00	431	3.21
2.00	108	6.42
3.00	48	9.62
4.00	27	12.83
5.00	17	16.04

MATERIALS

Body	Extruded aluminium EN AW6060
Diffuser	Opal glass
Finishing	Polyester powder paint

ORDER CODE

FG L 9 _ _ _ _ D H B 1 0 _

Finishing	G	Black	●
	H	Grey	●
	L	Graphite	●
	U	White	○
	V	Oxide	●
Mounting	POS	Ceiling lamp Wall lamp	
	PR1	Projector	

Example FG L 9 POS D H B 1 0 L

INCLUDED ACCESSORIES

CEILING LAMP | WALL LAMP

Code	Description	Page
-	0.5 m length cable -05RN-F	-
-	Single connection IP68	-

PROJECTOR

Code	Description	Page
-	1 m length cable -05RN-F	-
-	Single connection IP68	-
-	Fixing kit short (7.5 cm)	-

AVAILABLE ACCESSORIES

PROJECTOR

Code	Description	Page
00KEYFGL.150_	Fixing kit medium (15 cm) (available in different colours, see accessories section)	536
00KEYFGL.250_	Fixing kit long (25 cm) (available in different colours, see accessories section)	536

fog_1 900

CEILING RECESSED

Wattage 34 WVoltage 220-240 VacBeam 

WALL RECESSED

Wattage 34 WVoltage 220-240 VacBeam 

TECHNICAL SPECIFICATIONS

Source lamp

Total wattage

Voltage

Control

Light colour

Luminous flux

Luminous efficacy

McADAM steps

Beam

CRI

Life time

IP rating

IK rating

Insulation class

DIFFUSE

LED 34 W

38 W

220-240 Vac, 50-60Hz

On/Off (other controls on request*)

3000 K (other colours on request**)

1294 lm (3120 lm***)

34 lm/W

3

Diffuse

> 90

L80-B15 > 60.000 h T_a 40°C

IP 67

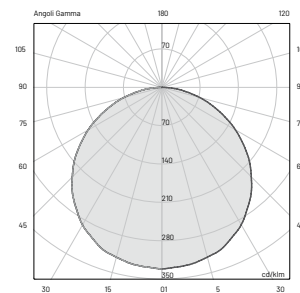
IK 10

I

* Control available on request
DALI - 1/10V - DMX - TRIAC

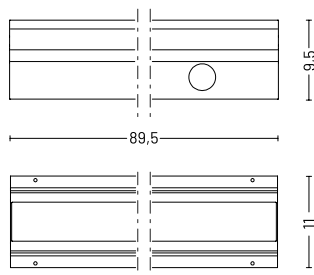
** Light colour available on request
2200 K • 2700 K • RGBW

*** Source flux

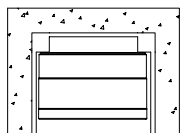


E (LUX)

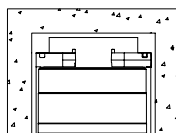
H (m)	lux (3000 K)	Ø (m)
1.00	431	3.21
2.00	108	6.42
3.00	48	9.62
4.00	27	12.83
5.00	17	16.04



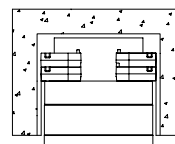
recessed installation



flush installation



protruding installation



MATERIALS

<i>Body</i>	Extruded aluminium EN AW6060
<i>Diffuser</i>	Opal glass
<i>Finishing</i>	Polyester powder paint

ORDER CODE

FG L 9 ISO D H B 10 U

INCLUDED ACCESSORIES

<i>Code</i>	<i>Description</i>	<i>Page</i>
-	0.5 m length cable -05RN-F	-
-	Single connection IP68	-

AVAILABLE ACCESSORIES

<i>Code</i>	<i>Description</i>	<i>Page</i>
00EY/FGL9.STD	Housing box	534





214

i-lantern

design by Landa R&D

THE MAGIC OF LIGHT.

[MAGIA DI LUCE.]



i-lantern

PRODUCT RANGE

GARDEN LAMPS



I-LANTERN
> 218



I-LANTERN
> 218

WALL LAMP



I-LANTERN
> 224

BOLLARD



I-LANTERN
> 226




I-LANTERN
> 226

POLE



I-LANTERN
> 228



i-lantern

GARDEN LAMP



Wattage 10 W

Voltage 220-240 Vac

Beam 

Wattage 10 W

Voltage 220-240 Vac

Beam 

TECHNICAL SPECIFICATIONS

Source lamp

Total wattage

Voltage

Control

Light colour

Luminous flux

Luminous efficacy

McADAM steps

Beam

CRI

Life time

IP rating

IK rating

Insulation class

Note

DIFFUSE

LED 10 W

12.5 W

220-240 Vac, 50-60Hz

On/Off (other controls on request*)

3000 K (other colours on request**)

700 lm (1360 lm***)

56 lm/W

3

diffuse

> 90

L80-B15 > 60.000 h Ta 40°C

IP 65 (schuko plug IP44)

IK 08

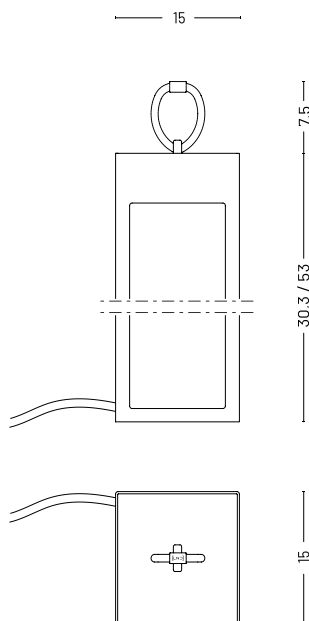
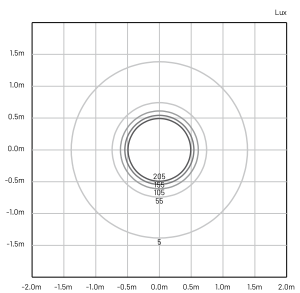
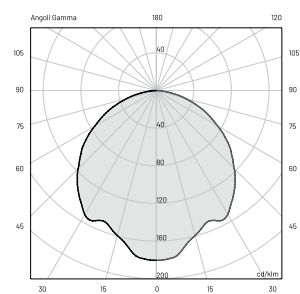
I

Cable c/w schuko-CEE 7/4 - type F plug

* Control available on request
DALI - 1/10V - DMX - TRIAC

** Light colour available on request
2200 K • 2700 K • RGBW

*** Source flux



MATERIALS

<i>Body</i>	Die-cast aluminium EN47100 and extruded aluminium IT-AW6060 Red leather handle with chromed elements
<i>Diffuser</i>	Opal polycarbonate
<i>Finishing</i>	Polyester powder paint

ORDER CODE

LN7_PORDHB10_

<i>Finishing</i>	G	Black	●
	H	Grey	●
	L	Graphite	●
	U	White	○
	V	Oxide	●
<i>Height</i>	0	30 cm	
	5	53 cm	

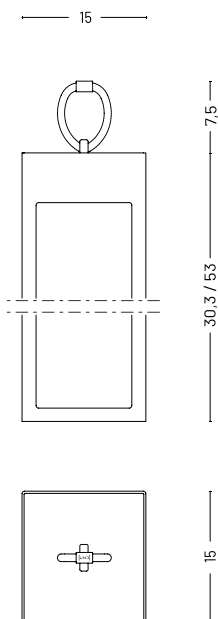
Example LN7**0**POR**D**H**B**10**L**

INCLUDED ACCESSORIES

<i>Code</i>	<i>Description</i>	<i>Page</i>
-	2.5 m length cable	-

i-lantern

GARDEN LAMP

Wattage 4 WVoltage -Beam Wattage 4 WVoltage -Beam 

TECHNICAL SPECIFICATIONS

Source lamp

Total wattage

Voltage

Control

Light colour

Luminous flux

Luminous efficacy

McADAM steps

Beam

CRI

Life time

IP rating

IK rating

Note

DIFFUSE RECHARGEABLE SWITCH

LED 4 W

4 W

-

On/Off
(other controls on request*)

3000 K (other colours on request**)

220 lm (440 lm***)

55 lm/W

3

diffuse

> 90

-

IP 65

IK 08

charging port: USB TYPE-C 5 Vdc - 1A

3 steps touch control:

- off
- half power (7 h of light)
- full power (3 h of light)

* **Control available on request**
DALI - 1/10V - DMX - TRIAC

** **Light colour available on request**
2200 K • 2700 K • RGBW

*** Source flux

DIFFUSE RECHARGEABLE TOUCH

LED 4 W

4 W

-

On/Off Touch Dimmer
(other controls on request*)

3000 K (other colours on request**)

220 lm (440 lm***)

55 lm/W

3

diffuse

> 90

-

IP 40

IK 08

charging port: USB TYPE-C 5 Vdc - 1A

3 steps touch control:

- off
- half power (7 h of light)
- full power (3 h of light)

MATERIALS*Body*Die-cast aluminium EN47100
and extruded aluminium IT-AW6060
Red leather handle with chromed elements*Diffuser*

Opal polycarbonate

Finishing

Polyester powder paint

ORDER CODE

LN 7 _ P O R D H B 4 _ _

*Finishing***G** Black**H** Grey**L** Graphite**U** White**V** Oxide*Control***0** Switch**T** Touch*Height***0** 30 cm**5** 53 cm*Example*

LN 70 P O R D H B 4 T L

INCLUDED ACCESSORIES

Code	Description	Page
-	3.7 Vdc Li-Ion battery	-

AVAILABLE ACCESSORIES

Code	Description	Page
0409BT051	5 Vdc - 3A Universal USB TYPE-C Charger	539





i-lantern

WALL LAMP



Wattage 10 W

Voltage 220-240 Vac

Beam 


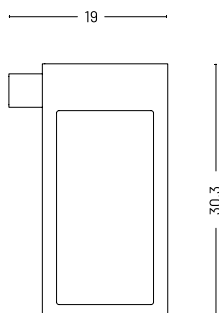
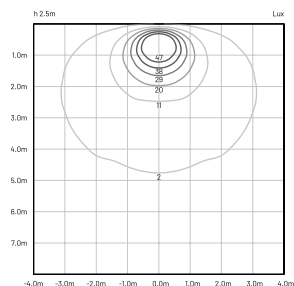
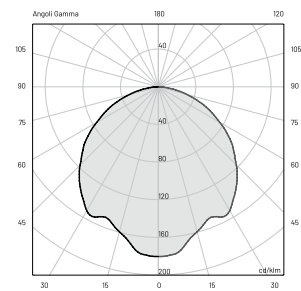
TECHNICAL SPECIFICATIONS

Source lamp	LED 10 W
Total wattage	12.5 W
Voltage	220-240 Vac, 50-60 Hz
Control	On/Off (other controls on request*)
Light colour	3000 K (other colours on request**)
Luminous flux	700 lm (1360 lm***)
Luminous efficacy	56 lm/W
McADAM steps	3
Beam	diffuse
CRI	> 90
Life time	L80-B15 > 60.000 h Ta 40°C
IP rating	IP 65
IK rating	IK 08
Insulation class	I

* **Control available on request**
DALI - 1/10V - DMX - TRIAC

** **Light colour available on request**
2200 K • 2700 K • RGBW

*** Source flux








MATERIALS

<i>Body</i>	Die-cast aluminium EN47100 and extruded aluminium EN-AW6060
<i>Diffuser</i>	Opal polycarbonate
<i>Finishing</i>	Polyester powder paint

ORDER CODE

LN 70 PAR DHB 10 _

Finishing

G	Black	
H	Grey	
L	Graphite	
U	White	
V	Oxide	

Example

LN 70 PAR DHB 10 **G**

INCLUDED ACCESSORIES

<i>Code</i>	<i>Description</i>	<i>Page</i>
0404M010	Single connection IP68	539

i-lantern

BOLLARD

Wattage 10 WVoltage 220-240 VacBeam Wattage 10 WVoltage 220-240 VacBeam 

TECHNICAL SPECIFICATIONS

Source lamp

Total wattage

Voltage

Control

Light colour

Luminous flux

Luminous efficacy

McADAM steps

Beam

CRI

Life time

IP rating

IK rating

Insulation class

DIFFUSE LOW WINDOW (cod. LN 70)

LED 10 W

12.5 W

220-240 Vac, 50-60 Hz

On/Off (other controls on request*)

3000 K (other colours on request**)

600 lm (1360 lm***)

48 lm/W

3

diffuse

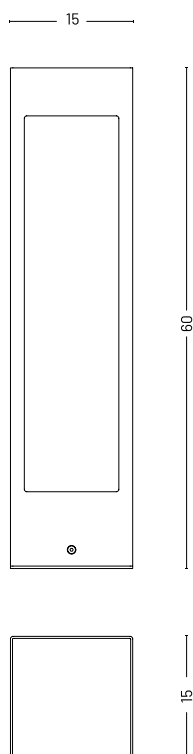
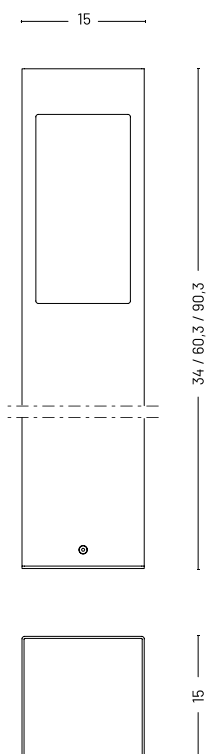
> 90

L80-B15 > 60.000 h Ta 40°C

IP 65

IK 08

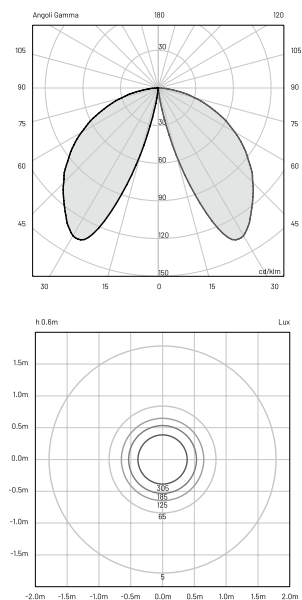
I



* Control available on request
DALI - 1/10V - DMX - TRIAC

** Light colour available on request
2200 K • 2700 K • RGBW

*** Source flux



DIFFUSE HIGH WINDOW (cod. LN 75)

LED 10 W

12.5 W

220-240 Vac, 50-60 Hz

On/Off (other controls on request*)

3000 K (other colours on request**)

600 lm (1360 lm***)

48 lm/W

3

diffuse

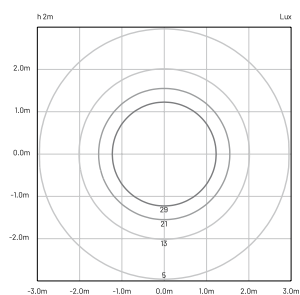
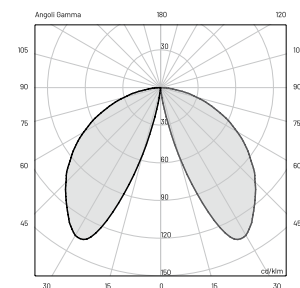
> 90

L80-B15 > 60.000 h Ta 40°C

IP 65

IK 08

I

**MATERIALS**

Body	Die-cast aluminium EN47100 and extruded aluminium EN-AW6060
Diffuser	Opal polycarbonate
Finishing	Polyester powder paint

ORDER CODE

LN 70 ___ D H B 10 _

Finishing	G	Black	●
	H	Grey	●
	L	Graphite	●
	U	White	○
	V	Oxide	●
Height	035	35 cm	
	060	60 cm	
	090	90 cm	

LN 75 060 D H B 10 _

Finishing	G	Black	●
	H	Grey	●
	L	Graphite	●
	U	White	○
	V	Oxide	●

Example LN 75 060 D H B 10 G

INCLUDED ACCESSORIES

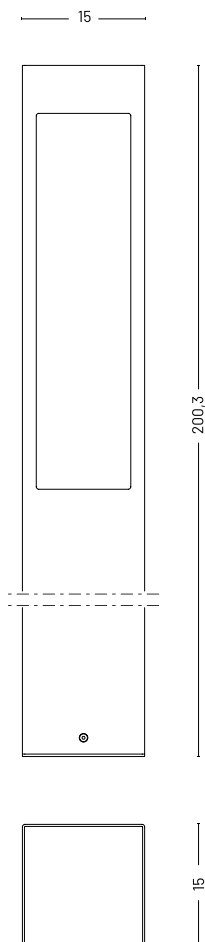
Code	Description	Page
0404M011	Single connection IP68	539

AVAILABLE ACCESSORIES

Code	Description	Page
00ALN	Root mounting kit	534
00ALN.01	Anchor bolt	534
0404M003	Loop-in loop-out IP68	538

i-lantern

POLE

Wattage 24 WVoltage 220-240 VacBeam 

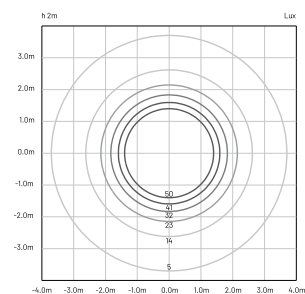
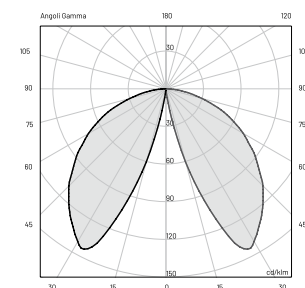
TECHNICAL SPECIFICATIONS

Source lamp	<u>LED 24 W</u>
Total wattage	<u>26 W</u>
Voltage	<u>220-240 Vac, 50-60 Hz</u>
Control	<u>On/Off (other controls on request*)</u>
Light colour	<u>3000 K (other colours on request**)</u>
Luminous flux	<u>1170 lm (2780 lm***)</u>
Luminous efficacy	<u>45 lm/W</u>
McADAM steps	<u>3</u>
Beam	<u>diffuse</u>
CRI	<u>> 90</u>
Life time	<u>L80-B15 > 60.000 h Ta 40°C</u>
IP rating	<u>IP 65</u>
IK rating	<u>IK 08</u>
Insulation class	<u>I</u>

* **Control available on request**
DALI - 1/10V - DMX - TRIAC

** **Light colour available on request**
2200 K • 2700 K • RGBW

*** Source flux








MATERIALS

<i>Body</i>	Die-cast aluminium EN47100 and extruded aluminium EN-AW6060
<i>Diffuser</i>	Opal polycarbonate
<i>Finishing</i>	Polyester powder paint

ORDER CODE

LN 75 200 D H B 10 _

Finishing

G	Black	
H	Grey	
L	Graphite	
U	White	
V	Oxide	

Example

LN 75 200 D H B 10 **G**

INCLUDED ACCESSORIES

<i>Code</i>	<i>Description</i>	<i>Page</i>
0404M004	Single connection IP68	538

AVAILABLE ACCESSORIES

<i>Code</i>	<i>Description</i>	<i>Page</i>
00ALN	Root mounting kit	534
00ALN.01	Anchor bolt	534
0404M003	Loop-in loop-out IP68	538

230

kami

design by Landa R&D

IMPETURBABLE LIGHT.

[IMPETURBABILITÀ LUMINOSA.]



PRODUCT RANGE

WALL LAMPS

KAMI_1
> 234KAMI_2
> 238

CEILING LAMPS

KAMI_1
> 234KAMI_2
> 238




kami_1

CEILING LAMP

Wattage 10 WVoltage 220-240 VacBeam 

WALL LAMP

Wattage 10 WVoltage 220-240 VacBeam 

TECHNICAL SPECIFICATIONS

Source lamp

Total wattage

Voltage

Control

Light colour

Luminous flux

Luminous efficacy

McADAM steps

Beam

CRI

Life time

IP rating

IK rating

Insulation class

CEILING LAMP

DIFFUSE

LED 10 W

13 W

220-240 Vac, 50-60 Hz

On/Off (other controls on request*)

3000 K • 4000 K
(other colours on request**)570 lm (1200 lm***) @ 3000 K
610 lm (1300 lm***) @ 4000 K44 lm/W @ 3000 K
47 lm/W @ 4000 K

3

Diffuse

> 90

L80-B15 > 60.000 h Ta 40°C

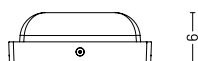
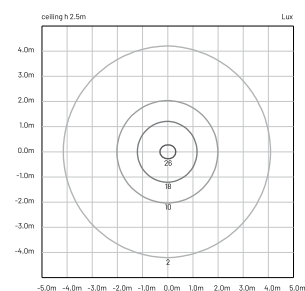
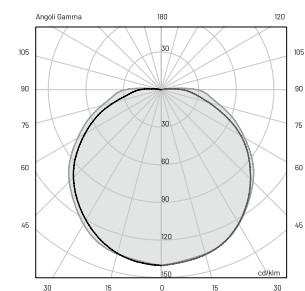
IP 65

IK 08


I

* Control available
on request
DALI - 1/10V - DMX - TRIAC** Light colour available
on request
2200 K • 2700 K • RGBW

*** Source flux



17,1



29,2

WALL LAMP**DIFFUSE**

LED 10 W

13 W

220-240 Vac, 50-60 Hz

On/Off (other controls on request*)

3000 K • 4000 K
(other colours on request**)570 lm (1200 lm***) @ 3000 K
610 lm (1300 lm***) @ 4000 K44 lm/W @ 3000 K
47 lm/W @ 4000 K

3

Diffuse

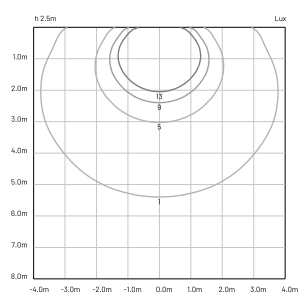
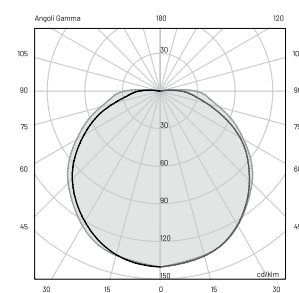
> 90

L80-B15 > 60.000 h Ta 40°C

IP 65

IK 08

I

**MATERIALS***Body*

Die-cast aluminium EN47100

Diffuser

Opal polycarbonate

Finishing

Polyester powder paint


ORDER CODE

KA10POS D_B10_

*Finishing***G** Black**H** Grey**L** Graphite**U** White**V** Oxide*Light colour***N** 4000 K**H** 3000 K*Example*


KA10POS DHB10L





kami_2

CEILING LAMP

Wattage 10 WVoltage 220-240 VacBeam 

WALL LAMP

Wattage 10 WVoltage 220-240 VacBeam 

TECHNICAL SPECIFICATIONS

Source lamp

Total wattage

Voltage

Control

Light colour

Luminous flux

Luminous efficacy

McADAM steps

Beam

CRI

Life time

IP rating

IK rating

Insulation class

CEILING LAMP

DIFFUSE

LED 10 W

13 W

220-240 Vac, 50-60 Hz

On/Off (other controls on request*)

3000 K • 4000 K
(other colours on request**)570 lm (1200 lm***) @ 3000 K
610 lm (1300 lm***) @ 4000 K44 lm/W @ 3000 K
47 lm/W @ 4000 K

3

Diffuse

> 90

L80-B15 > 60.000 h Ta 40°C

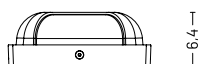
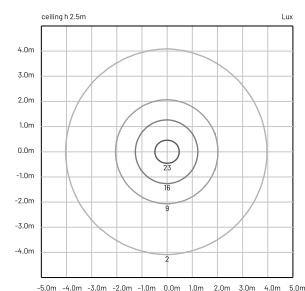
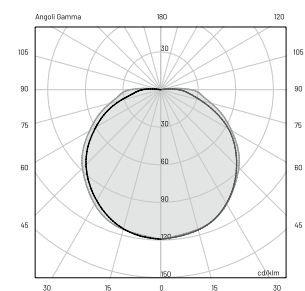
IP 65

IK 08

I

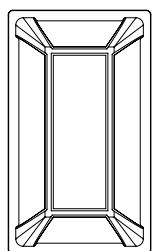
* **Control available on request**
DALI - 1/10V - DMX - TRIAC** **Light colour available on request**
2200 K • 2700 K • RGBW

*** Source flux



17,1

6,4



29,2

WALL LAMP**DIFFUSE**

LED 10 W

13 W

220-240 Vac, 50-60 Hz

On/Off (other controls on request*)

3000 K • 4000 K
(other colours on request**)570 lm (1200 lm***) @ 3000 K
610 lm (1300 lm***) @ 4000 K44 lm/W @ 3000 K
47 lm/W @ 4000 K

3

Diffuse

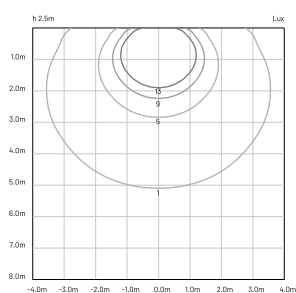
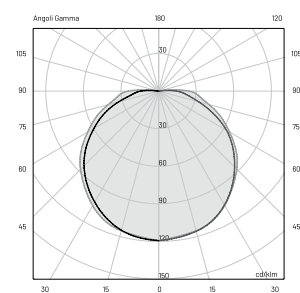
> 90

L80-B15 > 60.000 h Ta 40°C

IP 65

IK 08

I

**MATERIALS***Body*

Die-cast aluminium EN47100

Diffuser

Opal polycarbonate

Finishing

Polyester powder paint

ORDER CODE

KA 2 0 POS D _ B 1 0 _

*Finishing***G** Black**H** Grey**L** Graphite**U** White**V** Oxide*Light colour***N** 4000 K**H** 3000 K*Example*

KA 2 0 POS D H B 1 0 L

240


kuboid

design by Landa R&D

THE ADJUSTABLE HEXAHEDRON.


[L'ESAEDRO ORIENTABILE.]





PRODUCT RANGE

PROJECTORS



KUBOID 45
> 244



KUBOID 45
> 244



KUBOID 90
> 248



KUBOID 90
> 248



KUBOID 120
> 252



KUBOID 120
> 252



KUBOID 160
> 258



KUBOID 160
> 258



kuboid 45

PROJECTOR



Wattage 1.5 W

Voltage 24 Vdc

Beam 

Adjustability  90°

Wattage 1.5 W

Voltage 24 Vdc

Beam 

Adjustability  90°

TECHNICAL SPECIFICATIONS

Source lamp

Total wattage

Voltage

Control

Light colour

Luminous flux

Luminous efficacy

McADAM steps

Beam

CRI

Life time

IP rating

IK rating

Insulation class

SPOT

LED 1.5 W

1.5 W

24 Vdc

On/Off (other controls on request*)

3000 K (other colours on request**)

108.5 lm (137 lm****)

72 lm/W

3

12°

> 90

L80-B15 > 60.000 h Ta 40°C

IP 65

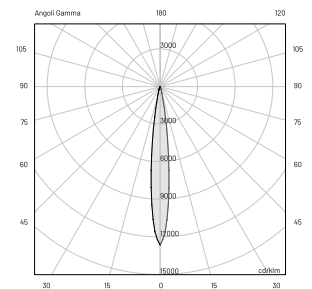
IK 06

III

* **Control available on request**
DALI - 1/10V - DMX - TRIAC

** **Light colour available on request**
2200 K • 2700 K • RGBW

*** Source flux



E (LUX)

H (m)	lux (3000 K)	Ø (m)
1.00	844	0.22
2.00	211	0.44
3.00	94	1.04
4.00	53	1.26
5.00	34	1.07



-4,5-

MEDIUM

LED 1.5 W

1.5 W

24 Vdc

On/Off (other controls on request*)

3000 K (other colours on request**)

98 lm (137 lm***)

65 lm/W

3

35°

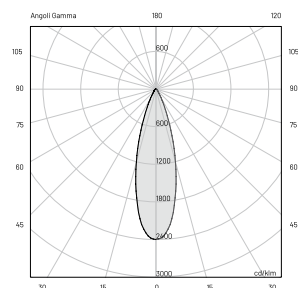
> 90

L80-B15 > 60.000 h Ta 40°C

IP 65

IK 06

III

**E (LUX)**

H (m)	lux (3000 K)	Ø (m)
1.00	180	1.04
2.00	45	1.3
3.00	20	2.30
4.00	11	2.54
5.00	7	3.18

WIDE

LED 1.5 W

1.5 W

24 Vdc

On/Off (other controls on request*)

3000 K (other colours on request**)

101 lm (137 lm***)

68 lm/W

3

55°

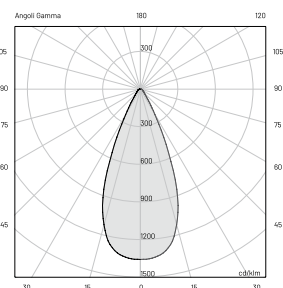
> 90

L80-B15 > 60.000 h Ta 40°C

IP 65

IK 06

III

**E (LUX)**

H (m)	lux (3000 K)	Ø (m)
1.00	104	1.07
2.00	26	2.14
3.00	12	3.21
4.00	6	4.28
5.00	4	5.35

DIFFUSE

LED 1.5 W

1.5 W

24 Vdc

On/Off (other controls on request*)

3000 K (other colours on request**)

19 lm (137 lm***)

12 lm/W

3

Diffuse

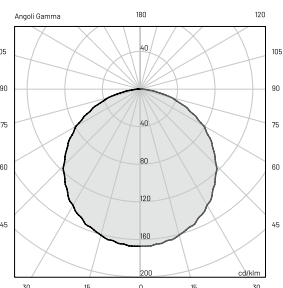
> 90

L80-B15 > 60.000 h Ta 40°C

IP 65

IK 06

III

**E (LUX)**

H (m)	lux (3000 K)	Ø (m)
1.00	16	2.10
2.00	4	4.20
3.00	2	6.30
4.00	1.2	8.36
5.00	1	10.45






kuboid 45

MATERIALS




<i>Body</i>	Die-cast aluminium EN47100
<i>Diffuser</i>	Serigraphed transparent glass - cod. KB 30 Serigraphed opal glass - cod. KB 31
<i>Finishing</i>	Polyester powder paint

ORDER CODE

KB 30 PRO _ HB 7 Z _

<i>Finishing</i>	G	Black	
	H	Grey	
	L	Graphite	
	U	White	
	V	Oxide	
<i>Beam</i>	S	Spot	
	M	Medium	
	W	Wide	

KB 31 PRO _ HB 7 Z _

<i>Finishing</i>	G	Black	
	H	Grey	
	L	Graphite	
	U	White	
	V	Oxide	
<i>Beam</i>	D	Diffuse	


Example KB 30 PRO S H B 7 Z L

INCLUDED ACCESSORIES

<i>Code</i>	<i>Description</i>	<i>Page</i>
-	- 1 m length cable -05RN-F -	-


AVAILABLE ACCESSORIES

<i>Code</i>	<i>Description</i>	<i>Page</i>
00AKB30_	Steel fixing kit - spike (available in different colours, see accessories section)	533
00KVISKB30_	Visor (available in different colours, see accessories section)	536
0404M009	Single connection IP68	539
0409BT014	Transformer _ 24 Vdc - 12 W (connect up to 4 pcs)	539
0409BT015	Transformer _ 24 Vdc - 25 W (connect up to 8 pcs)	539
0409BT016	Transformer _ 24 Vdc - 100 W (connect up to 30 pcs)	539



kuboid 90


PROJECTOR

Wattage 6 WVoltage 220-240 Vac

Beam



Adjustability

Wattage 6 WVoltage 220-240 Vac

Beam



Adjustability

TECHNICAL SPECIFICATIONS

Source lamp

Total wattage

Voltage

Control

Light colour

Luminous flux

Luminous efficacy

McADAM steps

Beam

CRI

Life time

IP rating

IK rating

Insulation class

SPOT

LED 6 W

8 W

220-240 Vac, 50-60Hz

On/Off (other controls on request*)

3000 K (other colours on request**)

643 lm (680 lm***)

80.4 lm/W

3

14°

> 90

L80-B15 > 60.000 h Ta 40°C

IP 67

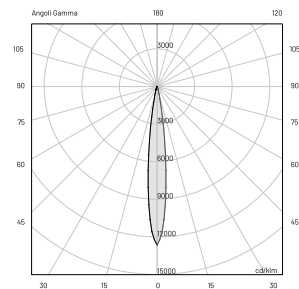
IK 08

I

* Control available on request
DALI - 1/10V - DMX - TRIAC

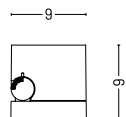
** Light colour available on request
2200 K • 2700 K • RGBW

*** Source flux



E (LUX)

H (m)	lux (3000 K)	Ø (m)
1.00	8599	0.22
2.00	2150	0.44
3.00	955	0.67
4.00	537	0.89
5.00	344	1.11



MEDIUM

LED 6 W

8 W

220-240 Vac, 50-60Hz

On/Off (other controls on request*)

3000 K (other colours on request**)

590 lm (680 lm***)

73.8 lm/W

3

30°

> 90

L80-B15 > 60.000 h Ta 40°C

IP 67

IK 08

I

FLOOD

LED 6 W

8 W

220-240 Vac, 50-60Hz

On/Off (other controls on request*)

3000 K (other colours on request**)

576 lm (680 lm***)

72 lm/W

3

45°

> 90

L80-B15 > 60.000 h Ta 40°C

IP 67

IK 08

I

GRAZING

LED 6 W

8 W

220-240 Vac, 50-60Hz

On/Off (other controls on request*)

3000 K (other colours on request**)

503 lm (680 lm***)

63 lm/W

3

25° x 60° @10°

> 90

L80-B15 > 60.000 h Ta 40°C

IP 67

IK 08

I

DIFFUSE

LED 6 W

8 W

220-240 Vac, 50-60Hz

On/Off (other controls on request*)

3000 K (other colours on request**)

353 lm (720 lm***)

44.13 lm/W

3

Diffuse

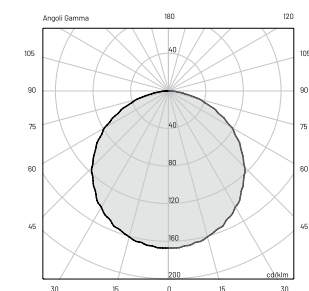
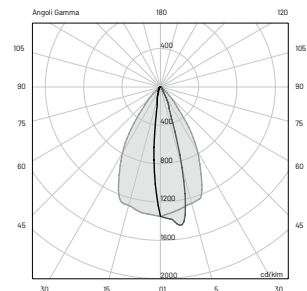
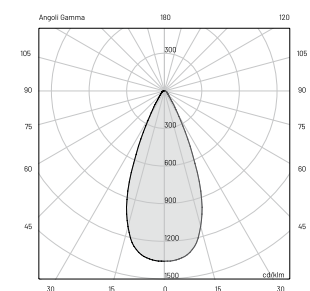
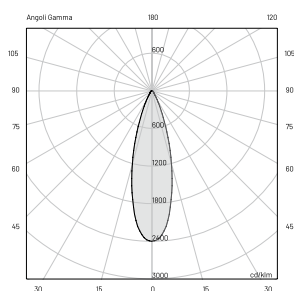
> 90

L80-B15 > 60.000 h Ta 40°C

IP 67

IK 08

I

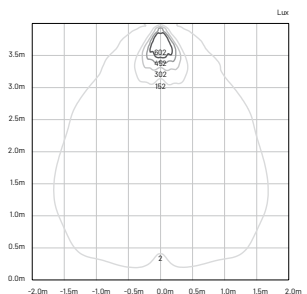


E (LUX)

H (m)	lux (3000 K)	Ø (m)
1.00	1632	0.54
2.00	408	1.08
3.00	181	1.61
4.00	102	2.15
5.00	65	2.69

E (LUX)

H (m)	lux (3000 K)	Ø (m)
1.00	923	0.82
2.00	231	1.64
3.00	103	2.46
4.00	58	3.28
5.00	37	4.10



E (LUX)

H (m)	lux (3000 K)	Ø (m)
1.00	120	3.13
2.00	30	6.26
3.00	13	9.39
4.00	8	12.52
5.00	5	15.64

kuboid 90

MATERIALS

<i>Body</i>	Die-cast aluminium EN47100
<i>Diffuser</i>	Serigraphed transparent glass - cod. KB 5 0 Serigraphed opal glass - cod. KB 5 1
<i>Finishing</i>	Polyester powder paint

AVAILABLE ACCESSORIES

<i>Code</i>	<i>Description</i>	<i>Page</i>
00AKB50	Steel fixing kit - spike	533
00KVISKB50_	Visor (available in different colours, see accessories section)	536
0404M015	Single connection IP68	539

ORDER CODE

KB 50 PRO _ HB 10 _

Finishing

G	Black	●
H	Grey	●
L	Graphite	●
U	White	○
V	Oxide	●

Beam

S	Spot
M	Medium
F	Flood
G	Grazing

KB 51 PRO _ HB 10 _

Finishing

G	Black	●
H	Grey	●
L	Graphite	●
U	White	○
V	Oxide	●

Beam

D	Diffuse
----------	---------

Example


KB 50 PRO S HB 10 L





kuboid 120


PROJECTOR

Wattage 13.5 WVoltage 220-240 Vac

Beam



Adjustability

Wattage 14.5 WVoltage 220-240 Vac

Beam



Adjustability

TECHNICAL SPECIFICATIONS

Source lamp

Total wattage

Voltage

Control

Light colour

Luminous flux

Luminous efficacy

McADAM steps

Beam

CRI

Life time

IP rating

IK rating

Insulation class

SPOT

LED 13.5 W

16 W

220-240 Vac, 50-60Hz

On/Off (other controls on request*)

3000 K (other colours on request**)

1423 lm (1530 lm***)

89 lm/W

3

14°

> 90

L80-B15 > 60.000 h Ta 40°C

IP 67

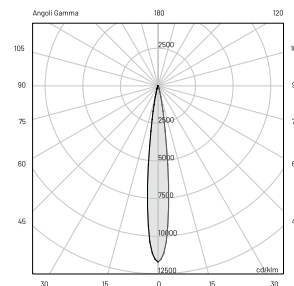
IK 08

I

* **Control available on request**
DALI - 1/10V - DMX - TRIAC

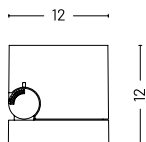
** **Light colour available on request**
2200 K • 2700 K • RGBW

*** Source flux



E (LUX)

H (m)	lux (3000 K)	Ø (m)
1.00	17909	0.23
2.00	4477	0.46
3.00	1990	0.69
4.00	1119	0.92
5.00	716	1.15



MEDIUM

LED 13.5 W

16 W

220-240 Vac, 50-60Hz

On/Off (other controls on request*)

3000 K (other colours on request**)

1332 lm (1530 lm***)

83.25 lm/W

3

30°

> 90

L80-B15 > 60.000 h Ta 40°C

IP 67

IK 08

I

FLOOD

LED 13.5 W

16 W

220-240 Vac, 50-60Hz

On/Off (other controls on request*)

3000 K (other colours on request**)

1307 lm (1530 lm***)

81.7 lm/W

3

45°

> 90

L80-B15 > 60.000 h Ta 40°C

IP 67

IK 08

I

GRAZING

LED 13.5 W

16 W

220-240 Vac, 50-60Hz

On/Off (other controls on request*)

3000 K (other colours on request**)

1211 lm (1530 lm***)

76 lm/W

3

25° x 60° Ø10°

> 90

L80-B15 > 60.000 h Ta 40°C

IP 67

IK 08

I

DIFFUSE

LED 14.5 W

17.5 W

220-240 Vac, 50-60Hz

On/Off (other controls on request*)

3000 K (other colours on request**)

882 lm (1800 lm***)

50.4 lm/W

3

Diffuse

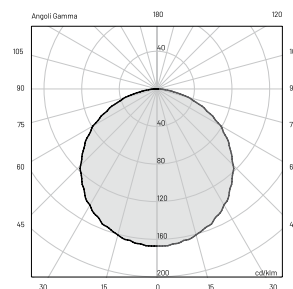
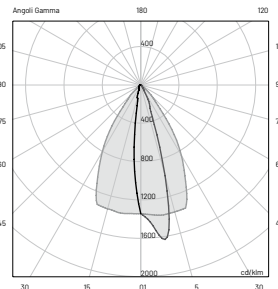
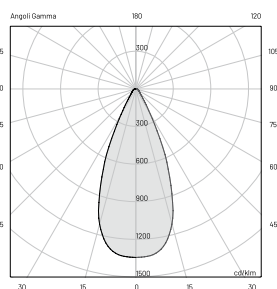
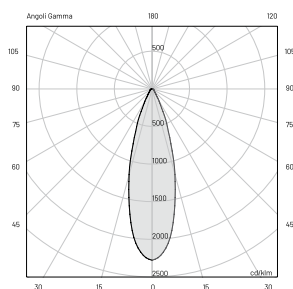
> 90

L80-B15 > 60.000 h Ta 40°C

IP 67

IK 08

I

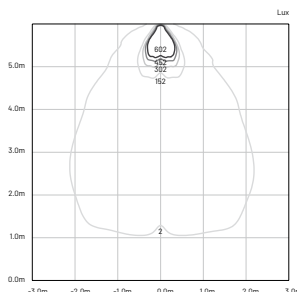


E (LUX)

H (m)	lux (3000 K)	Ø (m)
1.00	3482	0.55
2.00	871	1.10
3.00	387	1.66
4.00	218	2.21
5.00	139	2.76

E (LUX)

H (m)	lux (3000 K)	Ø (m)
1.00	2056	0.82
2.00	514	1.64
3.00	228	2.46
4.00	128	3.28
5.00	82	4.11



E (LUX)

H (m)	lux (3000 K)	Ø (m)
1.00	301	3.13
2.00	75	6.26
3.00	33	9.39
4.00	19	15.52
5.00	12	15.64

kuboid 120

MATERIALS

<i>Body</i>	Die-cast aluminium EN47100
<i>Diffuser</i>	Serigraphed transparent glass - cod. KB 60 Serigraphed opal glass - cod. KB 61
<i>Finishing</i>	Polyester powder paint

AVAILABLE ACCESSORIES

<i>Code</i>	<i>Description</i>	<i>Page</i>
00AKB60-80	Steel fixing kit - spike	534
00KVISKB60_	Visor (<i>available in different colours, see accessories section</i>)	537
0404M010	Single connection IP68	539

ORDER CODE

KB 60 PRO _ HB 10 _

Finishing

G	Black	●
H	Grey	●
L	Graphite	●
U	White	○
V	Oxide	●

Beam

S	Spot
M	Medium
F	Flood
G	Grazing

KB 61 PRO _ HB 10 _

Finishing

G	Black	●
H	Grey	●
L	Graphite	●
U	White	○
V	Oxide	●

Beam

D	Diffuse
----------	---------

Example

KB 60 PRO S HB 10 L









kuboid 160

PROJECTOR



Wattage	24 W
Voltage	220-240 Vac
Beam	
Adjustability	

Wattage	25 W
Voltage	220-240 Vac
Beam	
Adjustability	

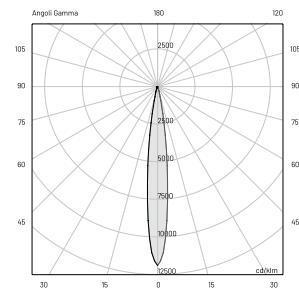
TECHNICAL SPECIFICATIONS

Source lamp	LED 24 W
Total wattage	27 W
Voltage	220-240 Vac, 50-60Hz
Control	On/Off (other controls on request*)
Light colour	3000 K (other colours on request**)
Luminous flux	2506 lm (2700 lm***)
Luminous efficacy	93 lm/W
McADAM steps	3
Beam	14°
CRI	> 90
Life time	L80-B15 > 60.000 h Ta 40°C
IP rating	IP 67
IK rating	IK 08
Insulation class	I

* Control available on request
DALI - 1/10V - DMX - TRIAC

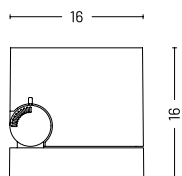
** Light colour available on request
2200 K • 2700 K • RGBW

*** Source flux



E (LUX)

H (m)	lux (3000 K)	Ø (m)
1.00	32120	0.23
2.00	8030	0.45
3.00	3569	0.68
4.00	2008	0.90
5.00	1285	1.13



MEDIUM

LED 24 W

27 W

220-240 Vac, 50-60Hz

On/Off (other controls on request*)

3000 K (other colours on request**)

2333 lm (2700 lm***)

87 lm/W

3

30°

> 90

L80-B15 > 60.000 h Ta 40°C

IP 67

IK 08

I

FLOOD

LED 24 W

27 W

220-240 Vac, 50-60Hz

On/Off (other controls on request*)

3000 K (other colours on request**)

2342 lm (2700 lm***)

86.7 lm/W

3

45°

> 90

L80-B15 > 60.000 h Ta 40°C

IP 67

IK 08

I

GRAZING

LED 24 W

27 W

220-240 Vac, 50-60Hz

On/Off (other controls on request*)

3000 K (other colours on request**)

2134 lm (2700 lm***)

79 lm/W

3

25° x 60° Ø10°

> 90

L80-B15 > 60.000 h Ta 40°C

IP 67

IK 08

I

DIFFUSE

LED 25 W

28 W

220-240 Vac, 50-60Hz

On/Off (other controls on request*)

3000 K (other colours on request**)

1480 lm (3020 lm***)

52.9 lm/W

3

Diffuse

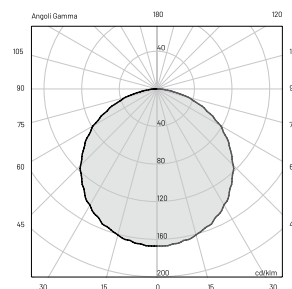
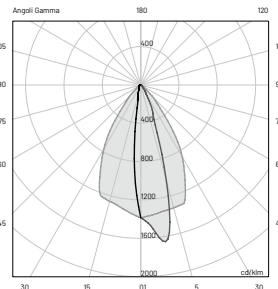
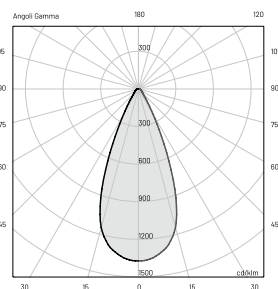
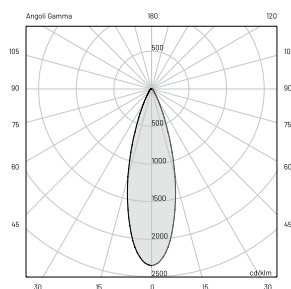
> 90

L80-B15 > 60.000 h Ta 40°C

IP 67

IK 08

I

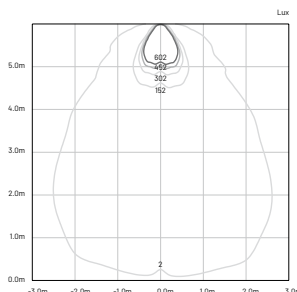


E (LUX)

H (m)	lux (3000 K)	Ø (m)
1.00	6344	0.55
2.00	1586	1.09
3.00	705	1.64
4.00	397	2.19
5.00	254	2.74

E (LUX)

H (m)	lux (3000 K)	Ø (m)
1.00	3704	0.81
2.00	926	1.63
3.00	412	2.44
4.00	231	3.26
5.00	148	4.07



E (LUX)

H (m)	lux (3000 K)	Ø (m)
1.00	505	3.13
2.00	126	6.26
3.00	56	9.39
4.00	32	12.52
5.00	20	15.64

kuboid 160

MATERIALS

<i>Body</i>	Die-cast aluminium EN47100
<i>Diffuser</i>	Serigraphed transparent glass - cod. KB 8 0 Serigraphed opal glass - cod. KB 8 1
<i>Finishing</i>	Polyester powder paint

AVAILABLE ACCESSORIES

<i>Code</i>	<i>Description</i>	<i>Page</i>
00AKB60-80	Steel fixing kit - spike	534
00KVISKB80_	Visor (<i>available in different colours, see accessories section</i>)	537
0404M010	Single connection IP68	539

ORDER CODE

KB 8 0 PRO _ HB 1 0 _

Finishing

G	Black	●
H	Grey	●
L	Graphite	●
U	White	○
V	Oxide	●

Beam

S	Spot
M	Medium
F	Flood
G	Grazing

KB 8 1 PRO _ HB 1 0 _

Finishing

G	Black	●
H	Grey	●
L	Graphite	●
U	White	○
V	Oxide	●

Beam

D	Diffuse
----------	---------

Example

KB 8 0 PRO S HB 1 0 L









264

kubs

design by Landa R&D


HARMONY AND FUNCTIONALITY.

[ARMONIA E FUNZIONALITÀ.]



PRODUCT RANGE

WALL LAMP



KUBS
> 268

BOLLARD



KUBS
> 274



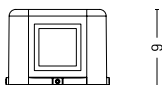
WALL LAMP



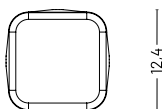
Wattage 3 W
6 W

Voltage 220-240 Vac

Beam 



12,4



TECHNICAL SPECIFICATIONS

Source lamp	LED 3 W
Total wattage	5.5 W
Voltage	220-240 Vac, 50-60 Hz
Control	On/Off (other controls on request*)
Light colour	3000 K (other colours on request**)
Luminous flux	15 lm (260 lm***)
Luminous efficacy	3 lm/W
McADAM steps	3
Beam	10°
CRI	> 90
Life time	L80-B15 > 60.000 h Ta 40°C
IP rating	IP 65
IK rating	IK 08
Insulation class	I

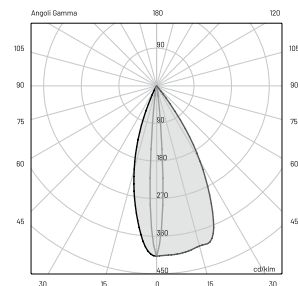
* **Control available on request**
DALI - 1/10V - DMX - TRIAC

** **Light colour available on request**
2200 K • 2700 K • RGBW

*** Source flux

SINGLE SPOT 3 W

Source lamp	LED 3 W
Total wattage	5.5 W
Voltage	220-240 Vac, 50-60 Hz
Control	On/Off (other controls on request*)
Light colour	3000 K (other colours on request**)
Luminous flux	15 lm (260 lm***)
Luminous efficacy	3 lm/W
McADAM steps	3
Beam	10°
CRI	> 90
Life time	L80-B15 > 60.000 h Ta 40°C
IP rating	IP 65
IK rating	IK 08
Insulation class	I



E (LUX)

H (m)	lux (3000 K)	Ø (m)
1.00	106	0.15
2.00	26	0.3
3.00	12	0.45
4.00	7	0.6
5.00	4	0.75

SINGLE SPOT 6 W

LED 6 W

9 W

220-240 Vac, 50-60 Hz

On/Off (other controls on request*)

3000 K (other colours on request**)

26 lm (520 lm***)

3 lm/W

3

10°

> 90

L80-B15 > 60.000 h Ta 40°C

IP 65

IK 08

I

SINGLE FLOOD 3 W

LED 3 W

5.5 W

220-240 Vac, 50-60 Hz

On/Off (other controls on request*)

3000 K (other colours on request**)

128 lm (260 lm***)

24 lm/W

3

45°

> 90

L80-B15 > 60.000 h Ta 40°C

IP 65

IK 08

I

SINGLE FLOOD 6 W

LED 6 W

9 W

220-240 Vac, 50-60 Hz

On/Off (other controls on request*)

3000 K (other colours on request**)

250 lm (520 lm***)

28 lm/W

3

45°

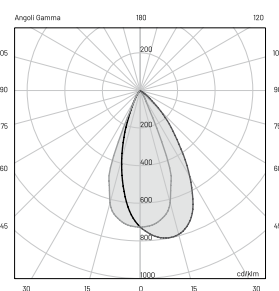
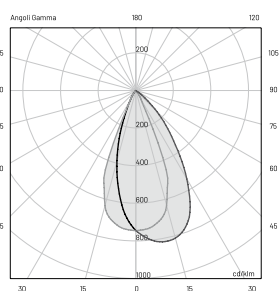
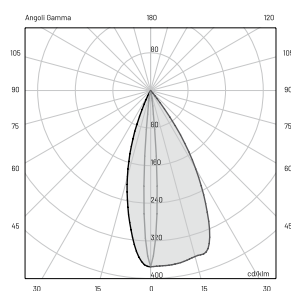
> 90

L80-B15 > 60.000 h Ta 40°C

IP 65

IK 08

I

**E (LUX)**

H (m)	lux (3000 K)	Ø (m)
1.00	195	0.15
2.00	49	0.3
3.00	22	0.45
4.00	12	0.6
5.00	8	0.75

E (LUX)

H (m)	lux (3000 K)	Ø (m)
1.00	205	0.8
2.00	51	1.6
3.00	23	2.4
4.00	13	3.2
5.00	8	4

E (LUX)

H (m)	lux (3000 K)	Ø (m)
1.00	400	0.8
2.00	100	1.6
3.00	44	2.4
4.00	25	3.2
5.00	16	4

MATERIALS

<i>Body</i>	Die-cast aluminium EN47100
<i>Diffuser</i>	Extra clear PMMA
<i>Finishing</i>	Polyester powder paint

ORDER CODE

KU 3 _ PAR _ HB 10 _

<i>Finishing</i>	G	Black	●
	H	Grey	●
	L	Graphite	●
	U	White	○
	V	Oxide	●
<i>Beam</i>	S	Spot	
	F	Flood	
<i>Wattage</i>	0	3 W	
	1	6 W	

Example KU 3 0 PAR S H B 10 L





WALL LAMP



Wattage 6 W

Voltage 220-240 Vac

Beam 

TECHNICAL SPECIFICATIONS

Source lamp	LED 6 W
Total wattage	9 W
Voltage	220-240 Vac, 50-60 Hz
Control	On/Off (other controls on request*)
Light colour	3000 K (other colours on request**)
Luminous flux	30 lm (520 lm****)
Luminous efficacy	3.5 lm/W
McADAM steps	3
Beam	10° / 10°
CRI	> 90
Life time	L80-B15 > 60.000 h Ta 40°C
IP rating	IP 65
IK rating	IK 08
Insulation class	I

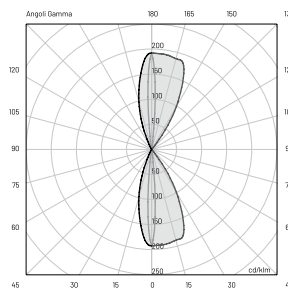
* Control available on request
DALI - 1/10V - DMX - TRIAC

** Light colour available on request
2200 K • 2700 K • RGBW

*** Source flux

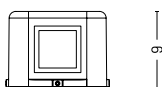
DOUBLE SPOT

Source lamp	LED 6 W
Total wattage	9 W
Voltage	220-240 Vac, 50-60 Hz
Control	On/Off (other controls on request*)
Light colour	3000 K (other colours on request**)
Luminous flux	30 lm (520 lm****)
Luminous efficacy	3.5 lm/W
McADAM steps	3
Beam	10° / 10°
CRI	> 90
Life time	L80-B15 > 60.000 h Ta 40°C
IP rating	IP 65
IK rating	IK 08
Insulation class	I

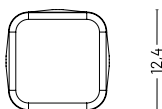


E (LUX)

H (m)	lux (3000 K)	Ø (m)
1.00	2 x 106	0.15
2.00	2 x 26	0.3
3.00	2 x 12	0.45
4.00	2 x 7	0.6
5.00	2 x 4	0.75



12,4



DOUBLE FLOOD

LED 6 W

9 W

220-240 Vac, 50-60 Hz

On/Off (other controls on request*)

3000 K (other colours on request**)

256 lm (520 lm***)

29 lm/W

3

45° / 45°

> 90

L80-B15 > 60.000 h Ta 40°C

IP 65

IK 08

I

DOUBLE SPOT/FLOOD

LED 6 W

9 W

220-240 Vac, 50-60 Hz

On/Off (other controls on request*)

3000 K (other colours on request**)

143 lm (520 lm***)

16 lm/W

3

10° / 45°

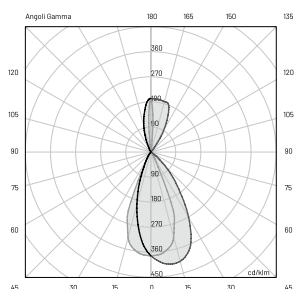
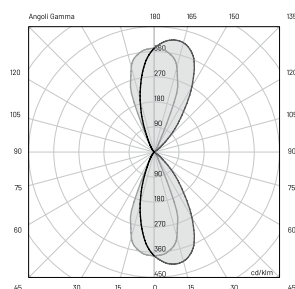
> 90

L80-B15 > 60.000 h Ta 40°C

IP 65

IK 08

I

**E (LUX)**

H (m)	lux (3000 K)	Ø (m)
1.00	2 x 205	0.8
2.00	2 x 51	1.6
3.00	2 x 23	2.4
4.00	2 x 13	3.2
5.00	2 x 8	4

E (LUX)

H (m)	lux (3000 K)	Ø (m)
1.00	205 / 106	0.8 / 0.15
2.00	51 / 26	1.6 / 0.3
3.00	23 / 12	2.4 / 0.45
4.00	13 / 7	3.2 / 0.6
5.00	8 / 4	4 / 0.75

MATERIALS

Body

Die-cast aluminium EN47100

Diffuser

Extra clear PMMA

Finishing

Polyester powder paint

ORDER CODE

KU 3 0 PAR _ H B 1 0 _

Finishing

G Black



H Grey



L Graphite



U White



V Oxide



Beam

1 Double spot

3 Double flood

6 Double spot/flood

Example

KU 3 0 PAR 1 H B 1 0 L

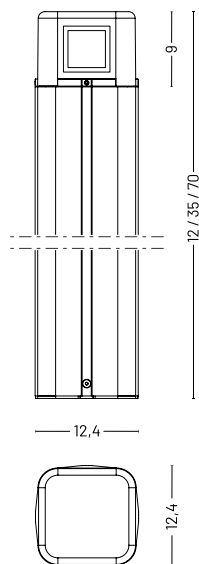
BOLLARD



Wattage 3 W
6 W

Voltage 220-240 Vac

Beam 



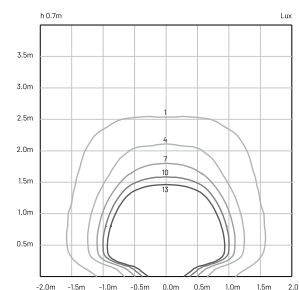
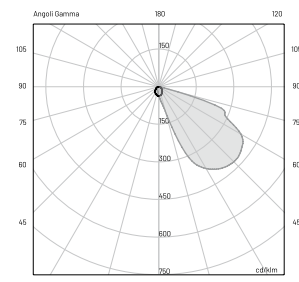
TECHNICAL SPECIFICATIONS

Source lamp	<u>LED 3 W</u>
Total wattage	<u>5.5 W</u>
Voltage	<u>220-240 Vac, 50-60 Hz</u>
Control	<u>On/Off (other controls on request*)</u>
Light colour	<u>3000 K (other colours on request**)</u>
Luminous flux	<u>119 lm (260 lm***)</u>
Luminous efficacy	<u>22 lm/W</u>
McADAM steps	<u>3</u>
Beam	<u>Asymmetric</u>
CRI	<u>> 90</u>
Life time	<u>L80-B15 > 60.000 h Ta 40°C</u>
IP rating	<u>IP 65</u>
IK rating	<u>IK 08</u>
Insulation class	<u>I</u>

* **Control available on request**
DALI - 1/10V - DMX - TRIAC

** **Light colour available on request**
2200 K • 2700 K • RGBW

*** Source flux



SINGLE ASYMMETRIC 6 W

LED 6 W

9 W

220-240 Vac, 50-60 Hz

On/Off (other controls on request*)

3000 K (other colours on request**)

240 lm (520 lm***)

27 lm/W

3

Asymmetric

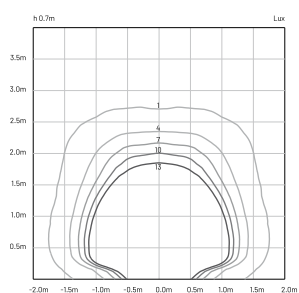
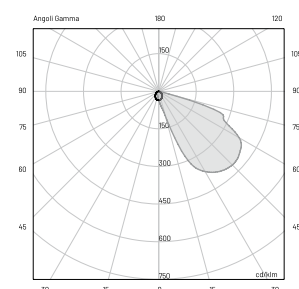
> 90

L80-B15 > 60.000 h Ta 40°C

IP 65

IK 08






I

**MATERIALS**

Body	Die-cast aluminium EN47100 and extruded aluminium EN AW6060
Diffuser	Extra clear PMMA
Finishing	Polyester powder paint

ORDER CODE

KU 3 _ _ _ A H B 10 _

Finishing	G	Black	
	H	Grey	
	L	Graphite	
	U	White	
	V	Oxide	
Beam	012	12 cm	
	035	35 cm	
	070	70 cm	
Wattage	0	3 W	
	1	6 W	

Example **KU 31012 A H B 10 L****AVAILABLE ACCESSORIES**

Code	Description	Page
00A404.01P	Anchor bolt	532
0404M003	Loop-in loop-out IP68	538

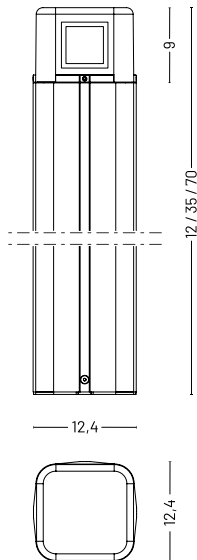
BOLLARD



Wattage 6 W

Voltage 220-240 Vac

Beam 



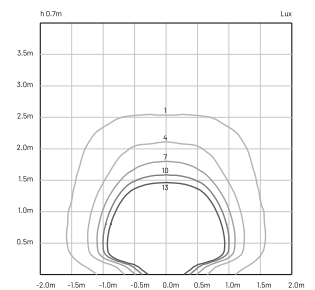
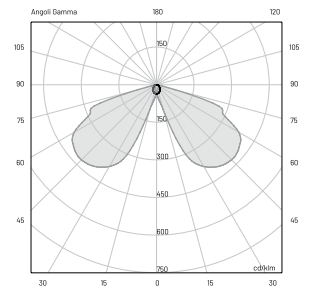
TECHNICAL SPECIFICATIONS

Source lamp	<u>DOUBLE ASYMMETRIC</u>
Total wattage	<u>LED 6 W</u>
Voltage	<u>9 W</u>
Control	<u>220-240 Vac, 50-60 Hz</u>
Light colour	<u>On/Off (other controls on request*)</u>
Luminous flux	<u>3000 K (other colours on request**)</u>
Luminous efficacy	<u>240 lm (520 lm***)</u>
McADAM steps	<u>27 lm/W</u>
Beam	<u>3</u>
CRI	<u>Asymmetric</u>
Life time	<u>> 90</u>
IP rating	<u>L80-B15 > 60.000 h Ta 40°C</u>
IK rating	<u>IP 65</u>
Insulation class	<u>IK 08</u>
	<u>I</u>

* **Control available on request**
DALI - 1/10V - DMX - TRIAC

** **Light colour available on request**
2200 K • 2700 K • RGBW

*** Source flux



MATERIALS

<i>Body</i>	Die-cast aluminium EN47100 and extruded aluminium EN AW6060
<i>Diffuser</i>	Extra clear PMMA
<i>Finishing</i>	Polyester powder paint

ORDER CODE

KU 3 0 _ _ 4 H B 1 0 _	<i>Finishing</i>	G	Black	●
		H	Grey	●
		L	Graphite	●
		U	White	○
		V	Oxide	●
	<i>Beam</i>	012	12 cm	
		035	35 cm	
		070	70 cm	
	<i>Example</i>	KU 3 0 012 4 H B 1 0 L		

AVAILABLE ACCESSORIES

<i>Code</i>	<i>Description</i>	<i>Page</i>
00A404.01P	Anchor bolt	532
0404M003	Loop-in loop-out IP68	538





280

lako

design by Landa R&D


MINIMALISM AND 3D.

[MINIMALISMO E TRIDIMENSIONALITÀ.]



PRODUCT RANGE

WALL LAMPS

LAKO 60
> 284LAKO 140
> 286


BOLLARDS

LAKO 60
> 290LAKO 140
> 292



lako 60

WALL LAMPS



Wattage 6 W

Voltage 220-240 Vac

Beam 

Wattage 6 W

Voltage 220-240 Vac

Beam 

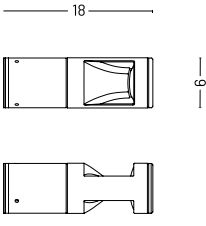
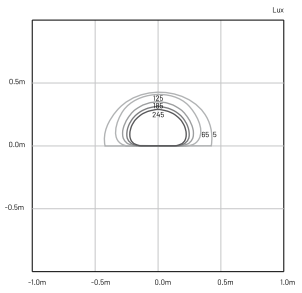
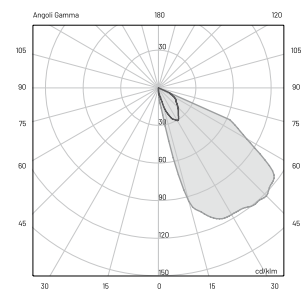
TECHNICAL SPECIFICATIONS

Source lamp	LED 6 W
Total wattage	6 W
Voltage	220-240 Vac, 50-60 Hz
Control	On/Off (other controls on request*)
Light colour	3000 K (other colours on request**)
Luminous flux	108 lm (600 lm***)
Luminous efficacy	18 lm/W
McADAM steps	3
Beam	Asymmetric
CRI	> 90
Life time	L80-B15 > 60.000 h Ta 40°C
IP rating	IP 65
IK rating	IK 08
Insulation class	II

* Control available on request
DALI - 1/10V - DMX - TRIAC

** Light colour available on request
2200 K • 2700 K • RGBW

*** Source flux



DOUBLE ASYMMETRIC

LED 6 W

6 W

220-240 Vac, 50-60 Hz

On/Off (other controls on request*)

3000 K (other colours on request**)

216 lm (600 lm***)

36 lm/W

3

Double Asymmetric

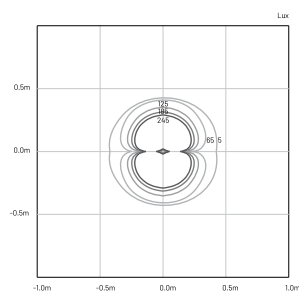
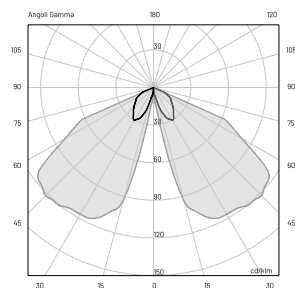
> 90

L80-B15 > 60.000 h Ta 40°C

IP 65

IK 08

II

**MATERIALS**

<i>Body</i>	Die-cast aluminium EN47100 and extruded aluminium EN AW6060
<i>Diffuser</i>	Opal polycarbonate
<i>Finishing</i>	Polyester powder paint


ORDER CODE

LA 2 0 018 _ H B 10 _

*Finishing***H** Grey**L** Graphite**V** Oxide*Beam***A** Asymmetric**4** Double asymmetric*Example*LA 2 0 018 **A** H B 10 **L**

lako 140

WALL LAMPS

Wattage 8 WVoltage 220-240 VacBeam Wattage 16 WVoltage 220-240 VacBeam 

TECHNICAL SPECIFICATIONS

Source lamp

Total wattage

Voltage

Control

Light colour

Luminous flux

Luminous efficacy

McADAM steps

Beam

CRI

Life time

IP rating

IK rating

Insulation class

ASYMMETRIC

LED 8 W

9 W

220-240 Vac, 50-60 Hz

On/Off (other controls on request*)

3000 K (other colours on request**)

260 lm (1125 lm***)

29 lm/W

3

Asymmetric

> 90

L80-B15 > 60.000 h Ta 40°C

IP 65

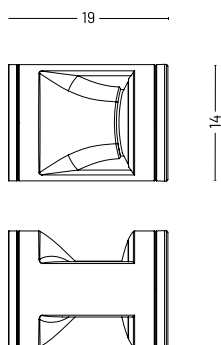
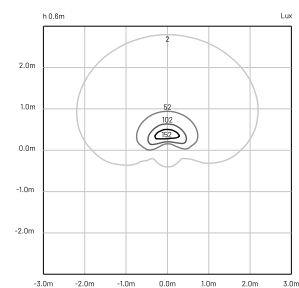
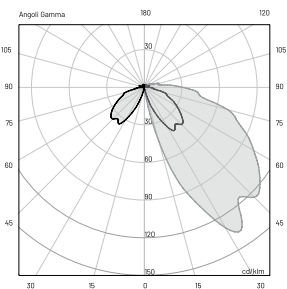
IK 10

I

* **Control available on request**
DALI - 1/10V - DMX - TRIAC

** **Light colour available on request**
2200 K • 2700 K • RGBW

*** Source flux



DOUBLE ASYMMETRIC

LED 16 W

18.5 W

220-240 Vac, 50-60 Hz

On/Off (other controls on request*)

3000 K (other colours on request**)

530 lm (2050 lm***)

29 lm/W

3

Diffuse

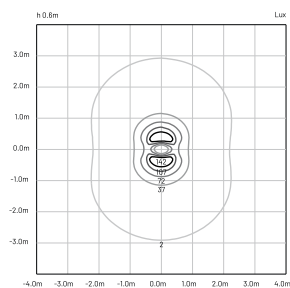
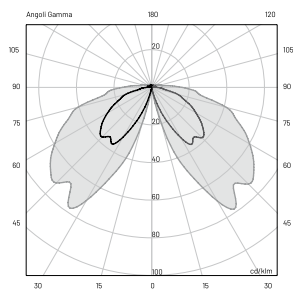
> 90

L80-B15 > 60.000 h Ta 40°C

IP 65

IK 10

I






MATERIALS

<i>Body</i>	Die-cast aluminium EN47100 and extruded aluminium EN AW6060
<i>Diffuser</i>	Opal polycarbonate
<i>Finishing</i>	Polyester powder paint

ORDER CODE

LA 70 PAR _ HB 10 _


<i>Finishing</i>	H	Grey	
	L	Graphite	
	V	Oxide	
<i>Beam</i>	A	Asymmetric	
	4	Double Asymmetric	

Example LA 70 PAR **A** H B 10 **L**





BOLLARDS

Wattage 6 WVoltage 220-240 VacBeam Wattage 6 WVoltage 220-240 VacBeam 

TECHNICAL SPECIFICATIONS

Source lamp

Total wattage

Voltage

Control

Light colour

Luminous flux

Luminous efficacy

McADAM steps

Beam

CRI

Life time

IP rating

IK rating

Insulation class

SINGLE ASYMMETRIC

LED 6 W

6 W

220-240 Vac, 50-60 Hz

On/Off (other controls on request*)

3000 K (other colours on request**)

108 lm (600 lm***)

18 lm/W

3

Asymmetric

> 90

L80-B15 > 60.000 h Ta 40°C

IP 65

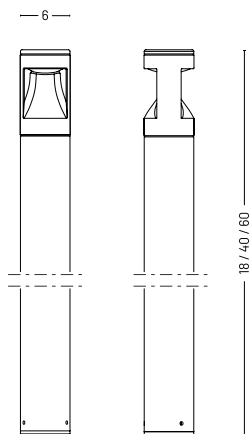
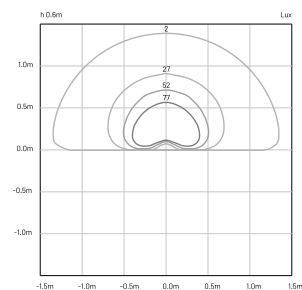
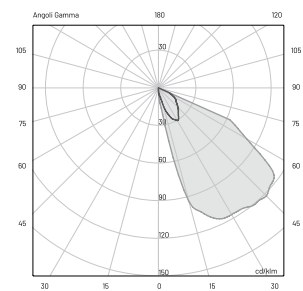
IK 08

II

* Control available on request
DALI - 1/10V - DMX - TRIAC

** Light colour available on request
2200 K • 2700 K • RGBW

*** Source flux



DOUBLE ASYMMETRIC

LED 6 W

6 W

220-240 Vac, 50-60 Hz

On/Off (other controls on request*)

3000 K (other colours on request**)

216 lm (600 lm***)

36 lm/W

3

Double asymmetric

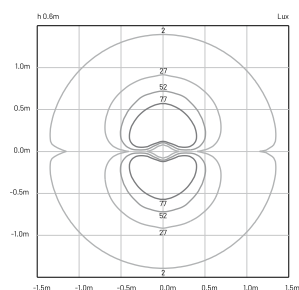
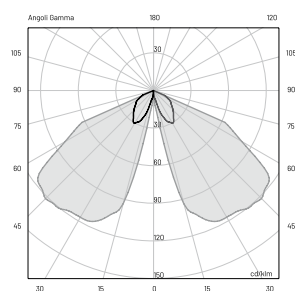
> 90

L80-B15 > 60.000 h Ta 40°C

IP 65

IK 08

II

**MATERIALS**

Body	Die-cast aluminium EN47100 and extruded aluminium EN AW6060
Diffuser	Opal polycarbonate
Finishing	Polyester powder paint

ORDER CODE

LA 20	HB 10			
		Finishing	H	Grey
			L	Graphite
			V	Oxide
		Beam	A	Asymmetric
			4	Double asymmetric
		Height	018	18 cm
			040	40 cm
			060	60 cm
		Example	LA 20 018 A HB 10 L	

AVAILABLE ACCESSORIES

Code	Description	Page
00A409	Root mounting kit	532

lako 140

BOLLARDS

Wattage 8 WWattage 16 WVoltage 220-240 VacVoltage 220-240 VacBeam Beam 

TECHNICAL SPECIFICATIONS

Source lamp

Total wattage

Voltage

Control

Light colour

Luminous flux

Luminous efficacy

McADAM steps

Beam

CRI

Life time

IP rating

IK rating

Insulation class

SINGLE DIFFUSE

LED 8 W

9 W

220-240 Vac, 50-60 Hz

On/Off (other controls on request*)

3000 K (other colours on request**)

260 lm (1125 lm***)

29 lm/W

3

Diffuse

> 90

L80-B15 > 60.000 h Ta 40°C

IP 65

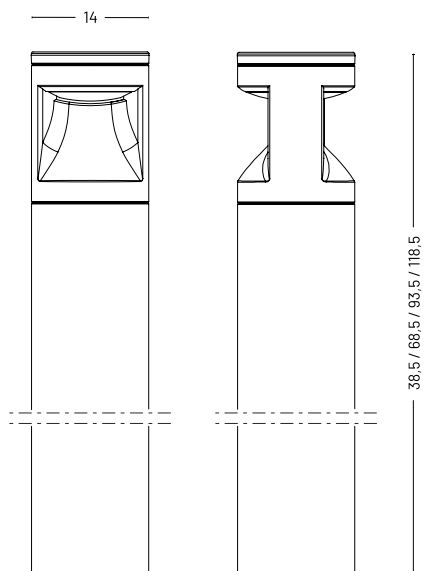
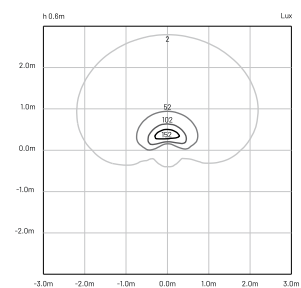
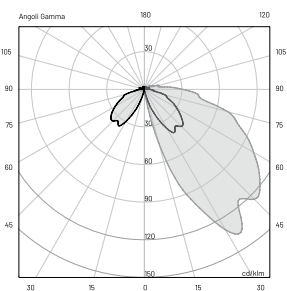
IK 10

I

* Control available on request
DALI - 1/10V - DMX - TRIAC

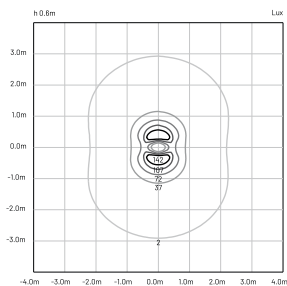
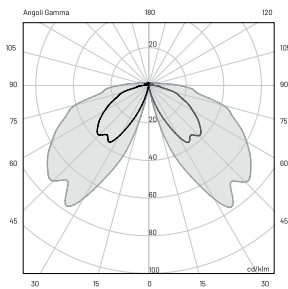
** Light colour available on request
2200 K • 2700 K • RGBW

*** Source flux



DOUBLE DIFFUSE

LED 16 W
18.5 W
220-240 Vac, 50-60 Hz
On/Off (other controls on request*)
3000 K (other colours on request**)
530 lm (2050 lm***)
29 lm/W
3
Diffuse
> 90
L80-B15 > 60.000 h Ta 40°C
IP 65
IK 10
I



MATERIALS

Body	Die-cast aluminium EN47100 and extruded aluminium EN AW6060
Diffuser	Opal polycarbonate
Finishing	Polyester powder paint

ORDER CODE

LA 70	HB 10			
		Finishing	H Grey	●
			L Graphite	●
			V Oxide	●
		Beam	A Asymmetric	
			4 Double asymmetric	
		Height	040 38.5 cm	
			070 68.5 cm	
			095 93.5 cm	
			120 118.5 cm	
		Example	LA 70 040 A HB 10 L	

INCLUDED ACCESSORIES


Code	Description	Page
0404M004	Single connection IP68	33

AVAILABLE ACCESSORIES

Code	Description	Page
00A400	Root mounting kit	532
00A400.01P	Anchor bolt	532
0404M003	Loop-in loop-out IP68	538









298

lyras

design by Landa R&D

BRIGHT SOUL.

[ANIMA LUMINOSA.]



PRODUCT RANGE



WALL LAMPS

LYRAS 80
> 306LYRAS 130
> 312

CEILING LAMPS

LYRAS 65
> 302LYRAS 80
> 306LYRAS 130
> 312

PROJECTORS

LYRAS_P 45
> 320LYRAS_P 65
> 322LYRAS_P 160
> 328



lyras 65

CEILING LAMP



Wattage 5 W

Voltage 24Vdc

Beam 

TECHNICAL SPECIFICATIONS

Source lamp

Total wattage

Voltage

Control

Light colour

Luminous flux

Luminous efficacy

McADAM steps

Beam

CRI

Life time

IP rating

IK rating

Insulation class

SPOT

LED 5 W

5 W

24Vdc

Power supply not included
(other controls on request*)

3000 K • 4000 K
(other colours on request**)

360 lm (480 lm***) @ 3000 K
360 lm (480 lm***) @ 4000 K

72 lm/W @ 3000 K
72 lm/W @ 4000 K

3

12°

> 90

L80-B15 > 60.000 h Ta 40°C

IP 66

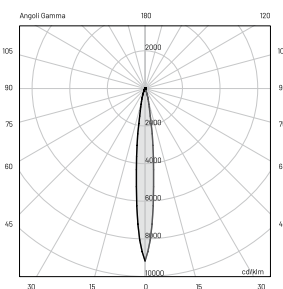
IK 08

III

* **Control available on request**
DALI - 1/10V - DMX - TRIAC

** **Light colour available on request**
2200 K • 2700 K • RGBW

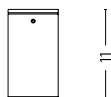
*** Source flux



E (LUX)

H (m)	lux (3000 K)	lux (4000 K)	Ø (m)
1.00	4402	4402	0.2
2.00	1101	1101	0.4
3.00	489	489	0.6
4.00	275	275	0.8
5.00	176	176	1

— 6 —



FLOOD

LED 5 W

5 W

24Vdc

Power supply not included
(other controls on request*)3000 K • 4000 K
(other colours on request**)310 lm (480 lm***) @ 3000 K
310 lm (480 lm***) @ 4000 K62 lm/W @ 3000 K
62 lm/W @ 4000 K

3

40°

> 90

L80-B15 > 60.000 h Ta 40°C

IP 66

IK 08

III

DIFFUSE

LED 5 W

5 W

24Vdc

Power supply not included
(other controls on request*)3000 K • 4000 K
(other colours on request**)88 lm (480 lm***) @ 3000 K
88 lm (480 lm***) @ 4000 K17.6 lm/W @ 3000 K
17.6 lm/W @ 4000 K

3

90°

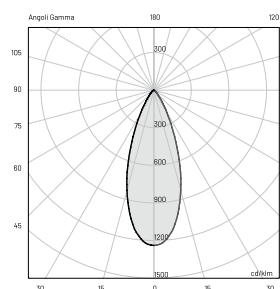
> 90

L80-B15 > 60.000 h Ta 40°C

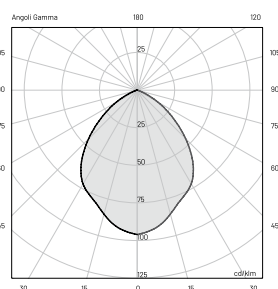
IP 66

IK 08

III

**E (LUX)**

H (m)	lux (3000 K)	lux (4000 K)	Ø (m)
1.00	594	594	0.7
2.00	149	149	1.4
3.00	66	66	2.1
4.00	37	37	2.8
5.00	24	24	3.5

**E (LUX)**

H (m)	lux (3000 K)	lux (4000 K)	Ø (m)
1.00	48	48	1.9
2.00	12	12	3.9
3.00	5	5	5.8
4.00	3	3	7.8
5.00	2	2	9.7

MATERIALS

Body

Die-cast aluminium EN47100

Diffuser

Extra clear tempered glass 8 mm

Finishing

Polyester powder paint

ORDER CODE

LY 3 0 SOF _ _ B 7 Z _ _

Finishing	H	Grey	●
	L	Graphite	●
Light colour	N	4000 K	
	H	3000 K	
Beam	S	Spot	
	F	Flood	
	D	Diffuse	

Example LY 3 0 SOF **S** N B 7 Z L**AVAILABLE ACCESSORIES**

Code	Description	Page
0409BT014	Transformer _ 24 Vdc - 12 W (connect up to 1 pc)	539
0409BT015	Transformer _ 24 Vdc - 25 W (connect up to 3 pcs)	539
0409BT016	Transformer _ 24 Vdc - 100 W (connect up to 12 pcs)	539

lyras 65

CEILING LAMP



Wattage 5 W

Voltage 220-240 Vac

Beam 

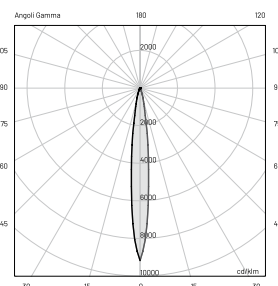
TECHNICAL SPECIFICATIONS

Source lamp	<u>LED 5 W</u>
Total wattage	<u>6 W</u>
Voltage	<u>220-240 Vac, 50-60 Hz</u>
Control	<u>On/Off (other controls on request*)</u>
Light colour	<u>3000 K • 4000 K (other colours on request**)</u>
Luminous flux	<u>360 lm (480 lm***) @ 3000 K 360 lm (480 lm***) @ 4000 K</u>
Luminous efficacy	<u>60 lm/W @ 3000 K 60 lm/W @ 4000 K</u>
McADAM steps	<u>3</u>
Beam	<u>12°</u>
CRI	<u>> 90</u>
Life time	<u>L80-B15 > 60.000 h Ta 40°C</u>
IP rating	<u>IP 66</u>
IK rating	<u>IK 08</u>
Insulation class	<u>II</u>

* **Control available on request**
DALI - 1/10V - DMX - TRIAC

** **Light colour available on request**
2200 K • 2700 K • RGBW

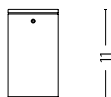
*** Source flux



E (LUX)

H (m)	lux (3000 K)	lux (4000 K)	Ø (m)
1.00	4402	4402	0.2
2.00	1101	1101	0.4
3.00	489	489	0.6
4.00	275	275	0.8
5.00	176	176	1

— 6 —



FLOOD

LED 5 W

6 W

220-240 Vac, 50-60 Hz

On/Off (other controls on request*)

3000 K • 4000 K
(other colours on request**)310 lm (480 lm***) @ 3000 K
310 lm (480 lm***) @ 4000 K52 lm/W @ 3000 K
52 lm/W @ 4000 K

3

40°

> 90

L80-B15 > 60.000 h Ta 40°C

IP 66

IK 08

II

DIFFUSE

LED 5 W

6 W

220-240 Vac, 50-60 Hz

On/Off (other controls on request*)

3000 K • 4000 K
(other colours on request**)88 lm (480 lm***) @ 3000 K
88 lm (480 lm***) @ 4000 K14.7 lm/W @ 3000 K
14.7 lm/W @ 4000 K

3

90°

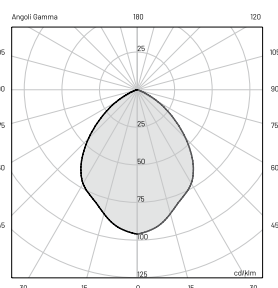
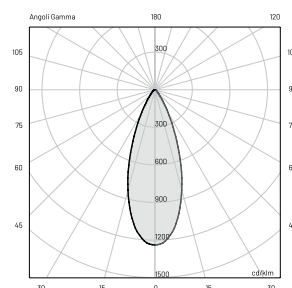
> 90

L80-B15 > 60.000 h Ta 40°C

IP 66

IK 08

II

**E (LUX)**

H (m)	lux (3000 K)	lux (4000 K)	Ø (m)
1.00	594	594	0.7
2.00	149	149	1.4
3.00	66	66	2.1
4.00	37	37	2.8
5.00	24	24	3.5

E (LUX)

H (m)	lux (3000 K)	lux (4000 K)	Ø (m)
1.00	48	48	1.9
2.00	12	12	3.9
3.00	5	5	5.8
4.00	3	3	7.8
5.00	2	2	9.7

MATERIALS

Body

Die-cast aluminium EN47100

Diffuser

Extra clear tempered glass 8 mm

Finishing

Polyester powder paint

ORDER CODE

LY 3 0 SOF _ _ B 10 _

Finishing

H Grey

L Graphite

Light colour

N 4000 K

H 3000 K

Beam

S Spot

F Flood

D Diffuse

Example

LY 3 0 SOF S N B 10 L

lyras 80

CEILING LAMP

Wattage 4.5 WVoltage 220-240 Vac

Beam

WALL LAMP

Wattage 4.5 WVoltage 220-240 Vac

Beam

Adjustability 360°

TECHNICAL SPECIFICATIONS

Source lamp

Total wattage

Voltage

Control

Light colour

Luminous flux

Luminous efficacy

McADAM steps

Beam

CRI

Life time

IP rating

IK rating

Insulation class

SPOT

LED 4.5 W

6.4 W

220-240 Vac, 50-60 Hz

On/Off (other controls on request*)

3000 K • 4000 K
(other colours on request**)400 lm (500 lm***) @ 3000 K
400 lm (500 lm***) @ 4000 K62.5 lm/W @ 3000 K
62.5 lm/W @ 4000 K

3

14°

> 90

L80-B15 > 60.000 h Ta 40°C

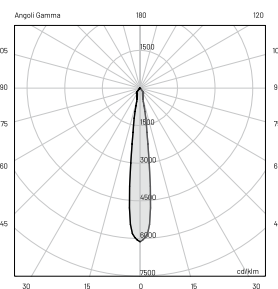
IP 66

IK 08

I

* **Control available on request**
DALI - 1/10V - DMX - TRIAC** **Light colour available on request**
2200 K • 2700 K • RGBW

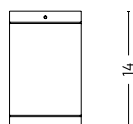
*** Source flux



E (LUX)

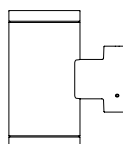
H (m)	lux (3000 K)	lux (4000 K)	Ø (m)
1.00	3080	3080	0.2
2.00	770	770	0.5
3.00	342	342	0.7
4.00	193	193	1
5.00	123	123	1.2

— 8,6 —



— 13,8 —

— 8,6 —



— 7,3 —

— 5,2 —



MEDIUM

LED 4.5 W

6.4 W

220-240 Vac, 50-60 Hz

On/Off (other controls on request*)

3000 K • 4000 K
(other colours on request**)384 lm (500 lm***) @ 3000 K
384 lm (500 lm***) @ 4000 K60 lm/W @ 3000 K
60 lm/W @ 4000 K

3

32°

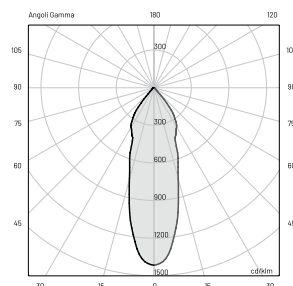
> 90

L80-B15 > 60.000 h Ta 40°C

IP 66

IK 08

I

**E (LUX)**

H (m)	lux (3000 K)	lux (4000 K)	Ø (m)
1.00	712	712	0.6
2.00	178	178	1.1
3.00	79	79	1.7
4.00	44	44	2.3
5.00	28	28	2.9

WIDE FLOOD

LED 4.5 W

6.4 W

220-240 Vac, 50-60 Hz

On/Off (other controls on request*)

3000 K • 4000 K
(other colours on request**)384 lm (500 lm***) @ 3000 K
384 lm (500 lm***) @ 4000 K60 lm/W @ 3000 K
60 lm/W @ 4000 K

3

54°

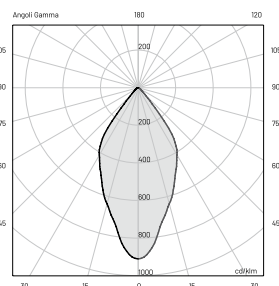
> 90

L80-B15 > 60.000 h Ta 40°C

IP 66

IK 08

I

**E (LUX)**

H (m)	lux (3000 K)	lux (4000 K)	Ø (m)
1.00	458	458	1
2.00	114	114	2
3.00	51	51	3
4.00	29	29	4
5.00	18	18	5

MATERIALS

Body

Die-cast aluminium EN47100

Diffuser

Extra clear tempered glass 8 mm

Finishing

Polyester powder paint

ORDER CODE

LY 50

B 10

Finishing

H Grey

L Graphite

Light colour

N 4000 K

H 3000 K

Beam

S Spot

M Medium

W Wide flood

Mounting

SOF Ceiling lamp

PAR Wall lamp

Example

LY 50 PAR S N B 10 L

lyras 80

WALL LAMP



TECHNICAL SPECIFICATIONS

Source lamp

Total wattage

Voltage

Control

Light colour

Luminous flux

Luminous efficacy

McADAM steps

Beam

CRI

Life time

IP rating

IK rating

Insulation class

Wattage	9 W
Voltage	220-240 Vac
Beam	
Adjustability	360°

DOUBLE SPOT

LED 9 W

12 W

220-240 Vac, 50-60 Hz

On/Off (other controls on request*)

3000 K • 4000 K
(other colours on request**)

800 lm (1000 lm***) @ 3000 K
800 lm (1000 lm***) @ 4000 K

67 lm/W @ 3000 K
67 lm/W @ 4000 K

3

14° / 14°

> 90

L80-B15 > 60.000 h Ta 40°C

IP 66

IK 08

I

DOUBLE MEDIUM

LED 9 W

12 W

220-240 Vac, 50-60 Hz

On/Off (other controls on request*)

3000 K • 4000 K
(other colours on request**)

768 lm (1000 lm***) @ 3000 K
768 lm (1000 lm***) @ 4000 K

64 lm/W @ 3000 K
64 lm/W @ 4000 K

3

32° / 32°

> 90

L80-B15 > 60.000 h Ta 40°C

IP 66

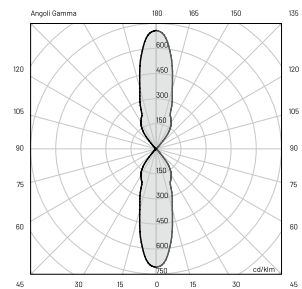
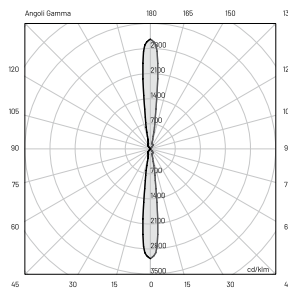
IK 08

I

* Control available on request
DALI - 1/10V - DMX - TRIAC

** Light colour available on request
2200 K • 2700 K • RGBW

*** Source flux

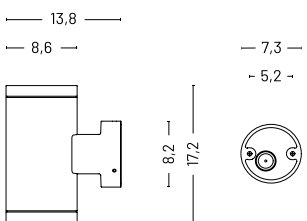


E (LUX)

H (m)	lux (3000 K)	lux (4000 K)	Ø (m)
1.00	2 x 3080	2 x 3080	0.2
2.00	2 x 770	2 x 770	0.5
3.00	2 x 342	2 x 342	0.7
4.00	2 x 193	2 x 193	1
5.00	2 x 123	2 x 123	1.2

E (LUX)

H (m)	lux (3000 K)	lux (4000 K)	Ø (m)
1.00	2 x 712	2 x 712	0.6
2.00	2 x 178	2 x 178	1.1
3.00	2 x 79	2 x 79	1.7
4.00	2 x 44	2 x 44	2.3
5.00	2 x 28	2 x 28	2.9



DOUBLE WIDE FLOOD

LED 9 W

12 W

220-240 Vac, 50-60 Hz

On/Off (other controls on request*)

3000 K • 4000 K
(other colours on request**)768 lm (1000 lm***) @ 3000 K
768 lm (1000 lm***) @ 4000 K64 lm/W @ 3000 K
64 lm/W @ 4000 K

3

54° / 54°

> 90

L80-B15 > 60.000 h Ta 40°C

IP 66

IK 08

I

DOUBLE SPOT/WIDE FLOOD

LED 9 W

12 W

220-240 Vac, 50-60 Hz

On/Off (other controls on request*)

3000 K • 4000 K
(other colours on request**)784 lm (1000 lm***) @ 3000 K
784 lm (1000 lm***) @ 4000 K65 lm/W @ 3000 K
65 lm/W @ 4000 K

3

14° / 54°

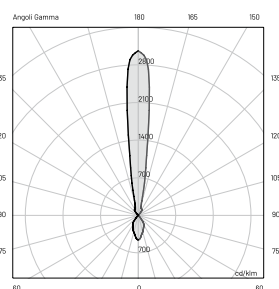
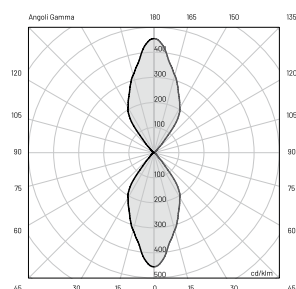
> 90

L80-B15 > 60.000 h Ta 40°C

IP 66

IK 08

I

**E (LUX)**

H (m)	lux (3000 K)	lux (4000 K)	Ø (m)
1.00	2 x 458	2 x 458	1
2.00	2 x 114	2 x 114	2
3.00	2 x 51	2 x 51	3
4.00	2 x 29	2 x 29	4
5.00	2 x 18	2 x 18	5

E (LUX)

H (m)	lux (3000 K)	lux (4000 K)	Ø (m)
1.00	3080 / 458	3080 / 458	0.2 / 1
2.00	770 / 114	770 / 114	0.5 / 2
3.00	342 / 51	342 / 51	0.7 / 3
4.00	193 / 29	193 / 29	1 / 4
5.00	123 / 18	123 / 18	1.2 / 5

MATERIALS

Body

Die-cast aluminium EN47100

Diffuser

Extra clear tempered glass 8 mm

Finishing

Polyester powder paint

ORDER CODE

LY 5 0 PAR _ _ B 10 _

Finishing

H Grey

L Graphite

Light colour

N 4000 K

H 3000 K

Beam

1 Double spot

2 Double medium

3 Double wide flood

6 Double spot/wide flood

Example

LY 5 0 PAR 1 N B 10 L





lyras 130

CEILING LAMP



Wattage 10 W

Voltage 220-240 Vac

Beam 

WALL LAMP



Wattage 10 W

Voltage 220-240 Vac

Beam 

Adjustability  360°

TECHNICAL SPECIFICATIONS

Source lamp

Total wattage

Voltage

Control

Light colour

Luminous flux

Luminous efficacy

McADAM steps

Beam

CRI

Life time

IP rating

IK rating

Insulation class

SPOT

LED 10 W

12.5 W

220-240 Vac, 50-60 Hz

On/Off (other controls on request*)

3000 K • 4000 K
other colours on request

1144 lm (1300 lm***) @ 3000 K
1144 lm (1300 lm***) @ 4000 K

91.5 lm/W @ 3000 K
91.5 lm/W @ 4000 K

3

18°

> 90

L80-B15 > 60.000 h Ta 40°C

IP 66

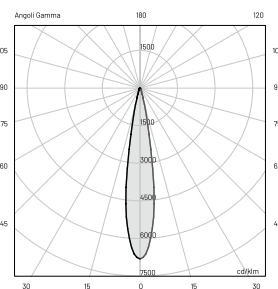
IK 08

I

* **Control available on request**
DALI - 1/10V - DMX - TRIAC

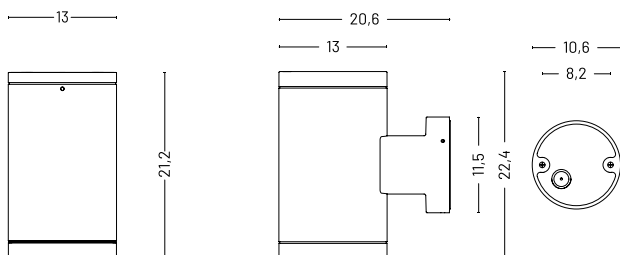
** **Light colour available on request**
2200 K • 2700 K • RGBW

*** Source flux



E (LUX)

H (m)	lux (3000 K)	lux (4000 K)	Ø (m)
1.00	8850	8850	0.3
2.00	2212	2212	0.6
3.00	983	983	0.9
4.00	553	553	1.2
5.00	354	354	1.6



MEDIUM

LED 10 W

12.5 W

220-240 Vac, 50-60 Hz

On/Off (other controls on request*)

3000 K • 4000 K
other colours on request1128 lm (1300 lm***) @ 3000 K
1128 lm (1300 lm***) @ 4000 K90 lm/W @ 3000 K
90 lm/W @ 4000 K

3

33°

> 90

L80-B15 > 60.000 h Ta 40°C

IP 66

IK 08

I

WIDE FLOOD

LED 10 W

12.5 W

220-240 Vac, 50-60 Hz

On/Off (other controls on request*)

3000 K • 4000 K
other colours on request1144 lm (1300 lm***) @ 3000 K
1144 lm (1300 lm***) @ 4000 K91.5 lm/W @ 3000 K
91.5 lm/W @ 4000 K

3

60°

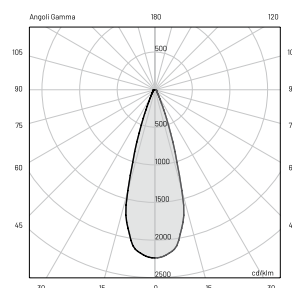
> 90

L80-B15 > 60.000 h Ta 40°C

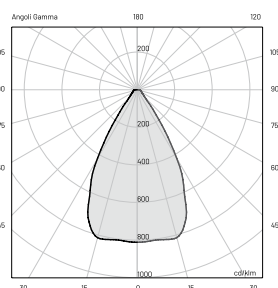
IP 66

IK 08

I

**E (LUX)**

H (m)	lux (3000 K)	lux (4000 K)	Ø (m)
1.00	2905	2905	0.6
2.00	726	726	1.1
3.00	323	323	1.8
4.00	182	182	2.4
5.00	116	116	3

**E (LUX)**

H (m)	lux (3000 K)	lux (4000 K)	Ø (m)
1.00	1054	1054	1.2
2.00	264	264	2.3
3.00	117	117	3.5
4.00	66	66	4.7
5.00	42	42	5.9

MATERIALS

Body

Die-cast aluminium EN47100

Diffuser

Extra clear tempered glass 8 mm

Finishing

Polyester powder paint

ORDER CODE

LY 70 - - - - B 10 -

Finishing

H Grey

L Graphite

Light colour

N 4000 K

H 3000 K

Beam

S Spot

M Medium

W Wide flood

Mounting

SOF Ceiling lamp

PAR Wall lamp

Example

LY 70 PAR S N B 10 L

lyras 130

WALL LAMP



TECHNICAL SPECIFICATIONS

Source lamp

Total wattage

Voltage

Control

Light colour

Luminous flux

Luminous efficacy

McADAM steps

Beam

CRI

Life time

IP rating

IK rating

Insulation class

Wattage	20 W
Voltage	220-240 Vac
Beam	
Adjustability	360°

DOUBLE SPOT

LED 20 W

25 W

220-240 Vac, 50-60 Hz

On/Off (other controls on request*)

3000 K • 4000 K
(other colours on request**)

2288 lm (2600 lm***) @ 3000 K
2288 lm (2600 lm***) @ 4000 K

91.5 lm/W @ 3000 K
91.5 lm/W @ 4000 K

3

18° / 18°

> 90

L80-B15 > 60.000 h Ta 40°C

IP 66

IK 08

I

DOUBLE MEDIUM

LED 20 W

25 W

220-240 Vac, 50-60 Hz

On/Off (other controls on request*)

3000 K • 4000 K
(other colours on request**)

2256 lm (2600 lm***) @ 3000 K
2256 lm (2600 lm***) @ 4000 K

90 lm/W @ 3000 K
90 lm/W @ 4000 K

3

33° / 33°

> 90

L80-B15 > 60.000 h Ta 40°C

IP 66

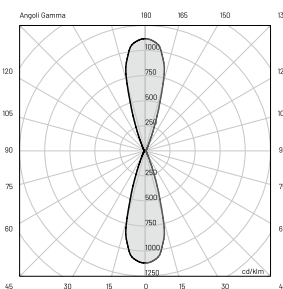
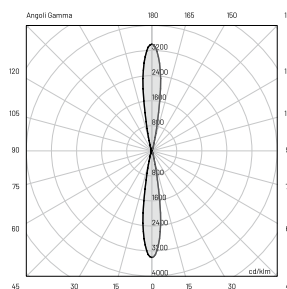
IK 08

I

* Control available on request
DALI - 1/10V - DMX - TRIAC

** Light colour available on request
2200 K • 2700 K • RGBW

*** Source flux

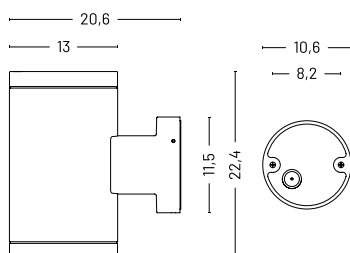


E (LUX)

H (m)	lux (3000 K)	lux (4000 K)	Ø (m)
1.00	2 x 8850	2 x 8850	0.3
2.00	2 x 2212	2 x 2212	0.6
3.00	2 x 983	2 x 983	0.9
4.00	2 x 553	2 x 553	1.2
5.00	2 x 354	2 x 354	1.6

E (LUX)

H (m)	lux (3000 K)	lux (4000 K)	Ø (m)
1.00	2 x 2905	2 x 2905	0.6
2.00	2 x 726	2 x 726	1.1
3.00	2 x 323	2 x 323	1.8
4.00	2 x 182	2 x 182	2.4
5.00	2 x 116	2 x 116	3



DOUBLE WIDE FLOOD

LED 20 W

25 W

220-240 Vac, 50-60 Hz

On/Off (other controls on request*)

3000 K • 4000 K
(other colours on request**)2288 lm (2600 lm***) @ 3000 K
2288 lm (2600 lm***) @ 4000 K91.5 lm/W @ 3000 K
91.5 lm/W @ 4000 K

3

60° / 60°

> 90

L80-B15 > 60.000 h Ta 40°C

IP 66

IK 08

I

DOUBLE SPOT/WIDE FLOOD

LED 20 W

25 W

220-240 Vac, 50-60 Hz

On/Off (other controls on request*)

3000 K • 4000 K
(other colours on request**)2288 lm (2600 lm***) @ 3000 K
2288 lm (2600 lm***) @ 4000 K91.5 lm/W @ 3000 K
91.5 lm/W @ 4000 K

3

18° / 60°

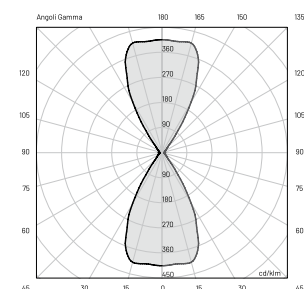
> 90

L80-B15 > 60.000 h Ta 40°C

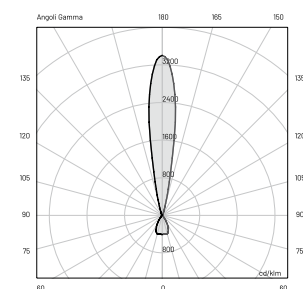
IP 66

IK 08

I

**E (LUX)**

H (m)	lux (3000 K)	lux (4000 K)	Ø (m)
1.00	2 x 1054	2 x 1054	1.2
2.00	2 x 264	2 x 264	2.3
3.00	2 x 117	2 x 117	3.5
4.00	2 x 66	2 x 66	4.7
5.00	2 x 42	2 x 42	5.9

**E (LUX)**

H (m)	lux (3000 K)	lux (4000 K)	Ø (m)
1.00	8850 / 1054	8850 / 1054	0.3 / 1.2
2.00	2212 / 264	2212 / 264	0.6 / 2.3
3.00	983 / 117	983 / 117	0.9 / 3.5
4.00	553 / 66	553 / 66	1.2 / 4.7
5.00	354 / 42	354 / 42	1.6 / 5.9

MATERIALS

Body

Die-cast aluminium EN47100

Diffuser

Extra clear tempered glass 8 mm

Finishing

Polyester powder paint

ORDER CODE

LY 70 PAR _ _ B 10 _

Finishing

H Grey

L Graphite

Light colour

N 4000 K

H 3000 K

Beam

1 Double spot

2 Double medium

3 Double wide flood

6 Double spot/wide flood

Example

LY 70 PAR 1 N B 10 L









lyras_p 45

PROJECTOR



Wattage	2 W
Voltage	24 Vdc
Beam	
Adjustability	180° 360°
Technology	STOP

Wattage	2 W
Voltage	24 Vdc
Beam	
Adjustability	180° 360°
Technology	STOP

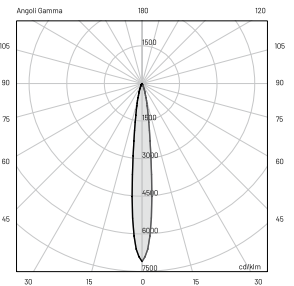
TECHNICAL SPECIFICATIONS

Source lamp	LED 2 W
Total wattage	2 W
Voltage	24 Vdc
Control	Power supply not included (other controls on request*)
Light colour	3000 K • 4000 K (other colours on request**)
Luminous flux	118 lm (160 lm***) @ 3000 K 118 lm (160 lm***) @ 4000 K
Luminous efficacy	59 lm/W @ 3000 K 59 lm/W @ 4000 K
McADAM steps	3
Beam	12°
CRI	> 90
Life time	L80-B15 > 60.000 h Ta 40°C
IP rating	IP 67
IK rating	IK 08
Insulation class	III

* Control available on request
DALI - 1/10V - DMX - TRIAC

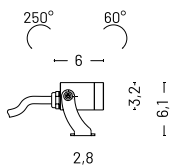
** Light colour available on request
2200 K • 2700 K • RGBW

*** Source flux



E (LUX)

H (m)	lux (3000 K)	lux (4000 K)	Ø (m)
1.00	1136	1136	0.2
2.00	284	284	0.4
3.00	126	126	0.6
4.00	71	71	0.9
5.00	45	45	1.1



FLOOD

LED 2 W

2 W

24 Vdc

Power supply not included
(other controls on request*)3000 K • 4000 K
(other colours on request**)102 lm (160 lm***) @ 3000 K
102 lm (160 lm***) @ 4000 K51 lm/W @ 3000 K
51 lm/W @ 4000 K

3

35°

> 90

L80-B15 > 60.000 h Ta 40°C

IP 67

IK 08

III

DIFFUSE

LED 2 W

2 W

24 Vdc

Power supply not included
(other controls on request*)3000 K • 4000 K
(other colours on request**)17 lm (160 lm***) @ 3000 K
17 lm (160 lm***) @ 4000 K8.5 lm/W @ 3000 K
8.5 lm/W @ 4000 K

3

80°

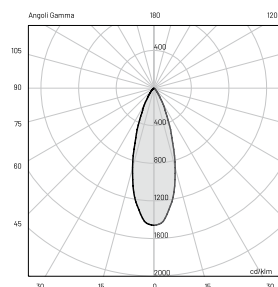
> 90

L80-B15 > 60.000 h Ta 40°C

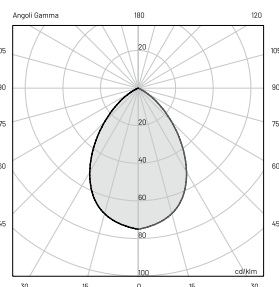
IP 67

IK 08

III

**E (LUX)**

H (m)	lux (3000 K)	lux (4000 K)	Ø (m)
1.00	233	233	0.6
2.00	58	58	1.3
3.00	26	26	1.9
4.00	15	15	2.5
5.00	9	9	3.1

**E (LUX)**

H (m)	lux (3000 K)	lux (4000 K)	Ø (m)
1.00	12	12	1.65
2.00	3	3	3.3
3.00	1	1	4.95
4.00	1	1	6.6
5.00	0	0	8.25

MATERIALS

Body	Extruded aluminium EN AW6060
Diffuser	Extra clear tempered glass 6 mm Frosted tempered glass 6 mm (for diffuse beam)
Finishing	Polyester powder paint

ORDER CODE

LY 2 0 PRO _ _ B 7 Z _

Finishing	H	Grey	<input type="radio"/>
	L	Graphite	<input type="radio"/>
Light colour	N	4000 K	<input type="radio"/>
	H	3000 K	<input type="radio"/>
Beam	S	Spot	<input type="radio"/>
	F	Flood	<input type="radio"/>
	D	Diffuse	<input type="radio"/>

Example LY 2 0 PRO SN B 7 Z L

INCLUDED ACCESSORIES

Code	Description	Page
-	1 m length cable -05RN-F	-

AVAILABLE ACCESSORIES

Code	Description	Page
00A469	Mounting spike	533
00KVISLY20_	Visor (available in different colours, see accessories section)	537
0404M009	Single connection IP68	539
0409BT014	Transformer _ 24 Vdc - 12 W (connect up to 4 pcs)	539
0409BT015	Transformer _ 24 Vdc - 25 W (connect up to 8 pcs)	539
0409BT016	Transformer _ 24 Vdc - 100 W (connect up to 30 pcs)	539

lyras_p 65

PROJECTOR



Wattage	5 W
Voltage	24 Vdc
Beam	
Adjustability	180° 360°
Technology	STOP

Wattage	5 W
Voltage	24 Vdc
Beam	
Adjustability	180° 360°
Technology	STOP

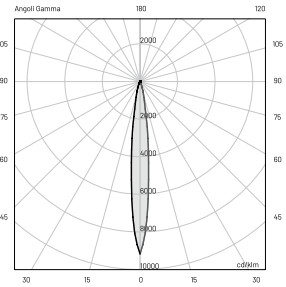
TECHNICAL SPECIFICATIONS

Source lamp	SPOT LED 5 W
Total wattage	5 W
Voltage	24 Vdc
Control	Power supply not included (other controls on request*)
Light colour	3000 K • 4000 K (other colours on request**)
Luminous flux	360 lm (480 lm***) @ 3000 K 360 lm (480 lm***) @ 4000 K
Luminous efficacy	72 lm/W @ 3000 K 72 lm/W @ 4000 K
McADAM steps	3
Beam	12°
CRI	> 90
Life time	L80-B15 > 60.000 h Ta 40°C
IP rating	IP 67
IK rating	IK 08
Insulation class	III

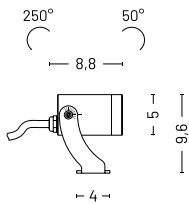
* Control available on request
DALI - 1/10V - DMX - TRIAC

** Light colour available on request
2200 K • 2700 K • RGBW

*** Source flux



E (LUX)			
H (m)	lux (3000 K)	lux (4000 K)	Ø (m)
1.00	4402	4402	0.2
2.00	1101	1101	0.4
3.00	489	489	0.6
4.00	275	275	0.8
5.00	176	176	1



FLOOD

LED 5 W

5 W

24 Vdc

Power supply not included
(other controls on request*)3000 K • 4000 K
(other colours on request**)310 lm (480 lm***) @ 3000 K
310 lm (480 lm***) @ 4000 K62 lm/W @ 3000 K
62 lm/W @ 4000 K

3

40°

> 90

L80-B15 > 60.000 h Ta 40°C

IP 67

IK 08

III

DIFFUSE

LED 5 W

5 W

24 Vdc

Power supply not included
(other controls on request*)3000 K • 4000 K
(other colours on request**)88 lm (480 lm***) @ 3000 K
88 lm (480 lm***) @ 4000 K17.6 lm/W @ 3000 K
17.6 lm/W @ 4000 K

3

90°

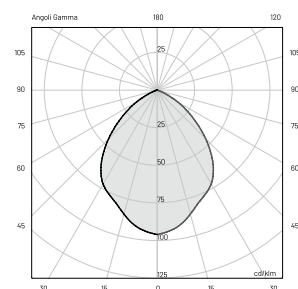
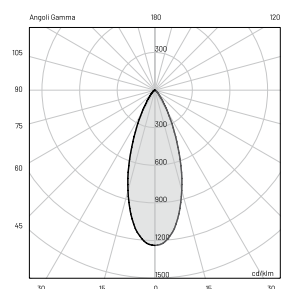
> 90

L80-B15 > 60.000 h Ta 40°C

IP 67

IK 08

III

**E (LUX)**

H (m)	lux (3000 K)	lux (4000 K)	Ø (m)
1.00	594	594	0.7
2.00	149	149	1.4
3.00	66	66	2.1
4.00	37	37	2.8
5.00	24	24	3.5

E (LUX)

H (m)	lux (3000 K)	lux (4000 K)	Ø (m)
1.00	48	48	1.9
2.00	12	12	3.9
3.00	5	5	5.8
4.00	3	3	7.8
5.00	2	2	9.7

MATERIALS

Body	Extruded aluminium EN AW6060
Diffuser	Extra clear tempered glass 8 mm Frosted tempered glass 8 mm (for diffuse beam)
Finishing	Polyester powder paint

ORDER CODE

LY 3 0 PRO _ _ B 7 Z _

Finishing	H	Grey	<input type="radio"/>
	L	Graphite	<input type="radio"/>
Light colour	N	4000 K	
	H	3000 K	
Beam	S	Spot	
	F	Flood	
	D	Diffuse	

Example LY 3 0 PRO SN B 7 Z L

INCLUDED ACCESSORIES

Code	Description	Page
-	1 m length cable -05RN-F	-

AVAILABLE ACCESSORIES

Code	Description	Page
00A469	Mounting spike	533
00KVISLY30_	Visor (available in different colours, see accessories section)	537
0404M009	Single connection IP68	539
0409BT014	Transformer _ 24 Vdc - 12 W (connect up to 1 pc)	539
0409BT015	Transformer _ 24 Vdc - 25 W (connect up to 3 pcs)	539
0409BT016	Transformer _ 24 Vdc - 100 W (connect up to 12 pcs)	539

lyras_p 65

PROJECTOR



Wattage	<u>5 W</u>
Voltage	<u>220-240 Vac</u>
Beam	
Adjustability	180° 360°
Technology	

Wattage	<u>5 W</u>
Voltage	<u>220-240 Vac</u>
Beam	
Adjustability	180° 360°
Technology	

TECHNICAL SPECIFICATIONS

Source lamp	<u>LED 5 W</u>
Total wattage	<u>5 W</u>
Voltage	<u>220-240 Vac, 50-60Hz</u>
Control	<u>On/Off (other controls on request*)</u>
Light colour	<u>3000 K (other colours on request**)</u>
Luminous flux	<u>330 lm (400 lm***)</u>
Luminous efficacy	<u>66 lm/W</u>
McADAM steps	<u>3</u>
Beam	<u>12°</u>
CRI	<u>> 80</u>
Life time	<u>L80-B15 > 60.000 h Ta 40°C</u>
IP rating	<u>IP 67</u>
IK rating	<u>IK 08</u>
Insulation class	<u>II</u>

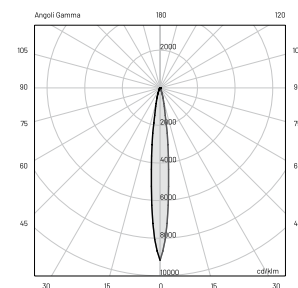
SPOT

Source lamp	<u>LED 5 W</u>
Total wattage	<u>5 W</u>
Voltage	<u>220-240 Vac, 50-60Hz</u>
Control	<u>On/Off (other controls on request*)</u>
Light colour	<u>3000 K (other colours on request**)</u>
Luminous flux	<u>330 lm (400 lm***)</u>
Luminous efficacy	<u>66 lm/W</u>
McADAM steps	<u>3</u>
Beam	<u>12°</u>
CRI	<u>> 80</u>
Life time	<u>L80-B15 > 60.000 h Ta 40°C</u>
IP rating	<u>IP 67</u>
IK rating	<u>IK 08</u>
Insulation class	<u>II</u>

* **Control available on request**
DALI - 1/10V - DMX - TRIAC

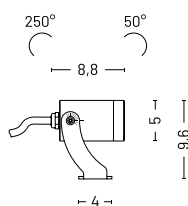
** **Light colour available on request**
2200 K • 2700 K • RGBW

*** Source flux



E (LUX)

H (m)	lux (3000 K)	Ø (m)
1.00	4819	0.2
2.00	1205	0.4
3.00	535	0.6
4.00	300	0.8
5.00	190	1

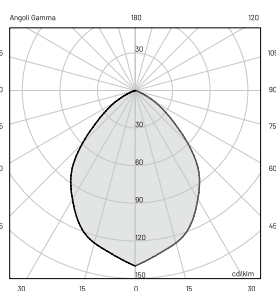
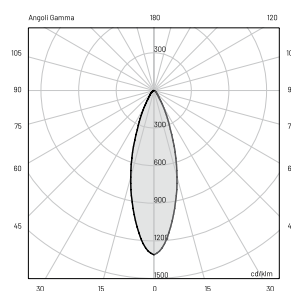


MEDIUM

LED 5 W
5 W
220-240 Vac, 50-60Hz
On/Off (other controls on request*)
3000 K (other colours on request**)
294 lm (400 lm***)
59 lm/W
3
30°
> 80
L80-B15 > 60.000 h Ta 40°C
IP 67
IK 08
II

DIFFUSE

LED 5 W
5 W
220-240 Vac, 50-60Hz
On/Off (other controls on request*)
3000 K (other colours on request**)
93 lm (400 lm***)
18.6 lm/W
3
90°
> 80
L80-B15 > 60.000 h Ta 40°C
IP 67
IK 08
II

**E (LUX)**

H (m)	lux (3000 K)	Ø (m)
1.00	524	0.6
2.00	131	1.2
3.00	58	1.8
4.00	33	2.4
5.00	21	3

E (LUX)

H (m)	lux (3000 K)	Ø (m)
1.00	56	1.8
2.00	14	3.5
3.00	6	5.3
4.00	3	7.1
5.00	2	8.9

MATERIALS

Body	Extruded aluminium EN AW6060
Diffuser	Extra clear tempered glass 8 mm Frosted tempered glass 8 mm (for diffuse beam)
Finishing	Polyester powder paint

ORDER CODE

LY 3 0 PRO _ H A 1 0 _

Finishing	H	Grey	●
	L	Graphite	●
Beam	S	Spot	
	M	Medium	
	D	Diffuse	

Example LY 3 0 PRO M H A 1 0 L

INCLUDED ACCESSORIES

Code	Description	Page
-	1 m length cable -05RN-F	-

AVAILABLE ACCESSORIES

Code	Description	Page
00A469	Mounting spike	533
00KVISLY30_	Visor (available in different colours, see accessories section)	537
0404M009	Single connection IP68	539





lyras_p 160

PROJECTOR



Wattage	13 W
Voltage	220-240 Vac
Beam	
Adjustability	180° 360°
Technology	STOP

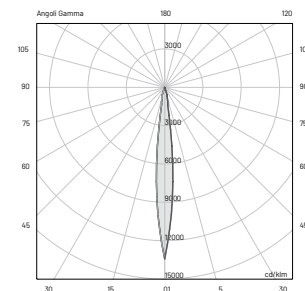
TECHNICAL SPECIFICATIONS

Source lamp	LED 13 W
Total wattage	17 W
Voltage	220-240 Vac, 50-60Hz
Control	On/Off (other controls on request*)
Light colour	3000 K (other colours on request**)
Luminous flux	1080 lm (1300 lm***)
Luminous efficacy	64 lm/W
McADAM steps	3
Beam	11°
CRI	> 90
Life time	L80-B15 > 60.000 h T _a 40°C
IP rating	IP 67
IK rating	IK 08
Insulation class	I

* **Control available on request**
DALI - 1/10V - DMX - TRIAC

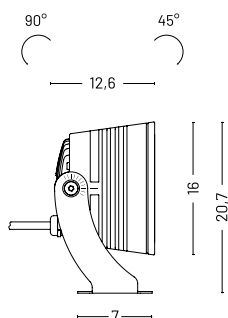
** **Light colour available on request**
2200 K • 2700 K • RGBW

*** Source flux



E (LUX)

H (m)	lux (3000 K)	Ø (m)
1.00	17430	0.2
2.00	4360	0.4
3.00	1930	0.6
4.00	1090	0.8
5.00	700	1

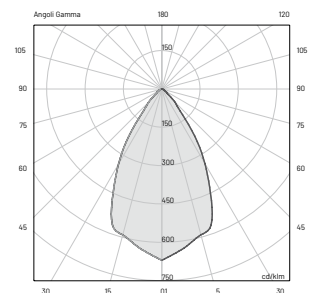
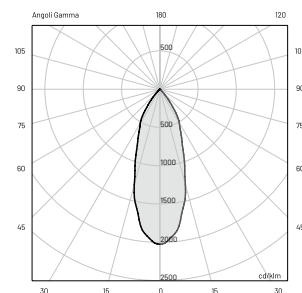


MEDIUM

LED 13 W
17 W
220-240 Vac, 50-60Hz
On/Off (other controls on request*)
3000 K (other colours on request**)
875 lm (1300 lm***)
52 lm/W
3
30°
> 90
L80-B15 > 60.000 h Ta 40°C
IP 67
IK 08
I

WIDE FLOOD

LED 13 W
17 W
220-240 Vac, 50-60Hz
On/Off (other controls on request*)
3000 K (other colours on request**)
862 lm (1300 lm***)
51 lm/W
3
60°
> 90
L80-B15 > 60.000 h Ta 40°C
IP 67
IK 08
I



E (LUX)

H (m)	lux (3000 K)	Ø (m)
1.00	2720	0.6
2.00	681	1.2
3.00	300	1.6
4.00	170	2.1
5.00	110	2.7

E (LUX)

H (m)	lux (3000 K)	Ø (m)
1.00	870	1.2
2.00	220	2.4
3.00	98	3.5
4.00	54	4.6
5.00	35	5.8

MATERIALS

Body	Die-cast aluminium EN AB 47100
Diffuser	Extra clear tempered glass
Finishing	Polyester powder paint

ORDER CODE

LY 8 5 PRO _ HB 10 _

Finishing	H	Grey	●
	L	Graphite	●
Beam	S	Spot	
	M	Medium	
	W	Wide flood	

Example LY 8 5 PRO M H B 10 L

INCLUDED ACCESSORIES

Code	Description	Page
-	2 m length cable H07RN-F	-

AVAILABLE ACCESSORIES

Code	Description	Page
00A4641.01	Joint for pole Ø 60 mm	532
00A4641.02	Tree rope	532
00A4641.03	Mounting spike	533
0404M003	Loop-in loop-out IP68	538
0404M004	Single connection IP68	538

330

mira

design by Landa R&D

A RANGE WITH INFINITE POSSIBILITIES.


[LA GAMMA DALLE POSSIBILITÀ INFINITE.]

CE EAC







PRODUCT RANGE

FLOOR RECESSED

MIRA 45
> 334MIRA 45
> 334MIRA 45
> 338MIRA 45
> 338MIRA 45
> 338MIRA 45
> 338MIRA 45
> 338MIRA 65
> 350MIRA 65
> 350MIRA 65
> 358MIRA 65
> 358MIRA 65
> 358MIRA 65
> 358MIRA 65
> 358MIRA 150
> 378MIRA 150
> 378MIRA 150
> 378MIRA 220
> 384MIRA 220
> 384MIRA 220
> 384

WALL RECESSED

MIRA 45
> 342MIRA 45
> 344MIRA 45
> 344MIRA 45
> 344MIRA 45
> 344MIRA 45
> 344MIRA 65
> 354MIRA 65
> 368MIRA 65
> 368MIRA 65
> 368MIRA 65
> 368MIRA 65
> 368



mira 45

FLOOR RECESSED

Wattage 2 WVoltage 24 VdcBeam Technology Wattage 2 WVoltage 24 VdcBeam Technology 

TECHNICAL SPECIFICATIONS

Source lamp

Total wattage

Voltage

Control

Light colour

Luminous flux

Luminous efficacy

McADAM steps

Beam

CRI

Life time

IP rating

IK rating

Insulation class

SPOT

LED 2 W

2 W

24 Vdc

Power supply not included
(other controls on request*)3000 K • 4000 K
(other colours on request**)118 lm (160 lm***) @ 3000 K
118 lm (160 lm***) @ 4000 K59 lm/W @ 3000 K
59 lm/W @ 4000 K

3

12°

> 90

L80-B15 > 60.000 h Ta 40°C

IP 67

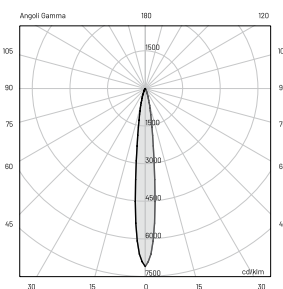
IK 08

III

* Control available
on request
DALI - 1/10V - DMX - TRIAC

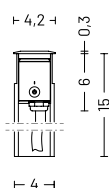
** Light colour available
on request
2200 K • 2700 K • RGBW

*** Source flux



E (LUX)

H (m)	lux (3000 K)	lux (4000 K)	Ø (m)
1.00	1136	1136	0.2
2.00	284	284	0.4
3.00	126	126	0.6
4.00	71	71	0.9
5.00	45	45	1.1

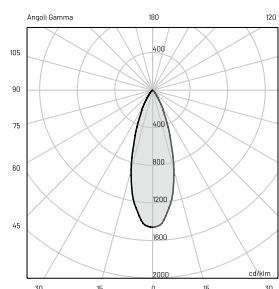


FLOOD

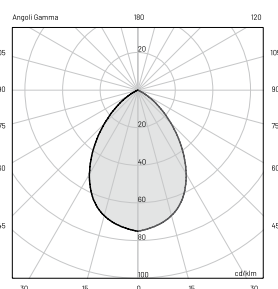
LED 2 W
2 W
24 Vdc
Power supply not included (other controls on request*)
3000 K • 4000 K (other colours on request**)
102 lm (160 lm***) @ 3000 K 102 lm (160 lm***) @ 4000 K
51 lm/W @ 3000 K 51 lm/W @ 4000 K
3
35°
> 90
L80-B15 > 60.000 h Ta 40°C
IP 67
IK 08
III

DIFFUSE

LED 2 W
2 W
24 Vdc
Power supply not included (other controls on request*)
3000 K • 4000 K (other colours on request**)
17 lm (160 lm***) @ 3000 K 17 lm (160 lm***) @ 4000 K
8.5 lm/W @ 3000 K 8.5 lm/W @ 4000 K
3
80°
> 90
L80-B15 > 60.000 h Ta 40°C
IP 67
IK 08
III

**E (LUX)**

H (m)	lux (3000 K)	lux (4000 K)	Ø (m)
1.00	233	233	0.6
2.00	58	58	1.3
3.00	26	26	1.9
4.00	15	15	2.5
5.00	9	9	3.1

**E (LUX)**

H (m)	lux (3000 K)	lux (4000 K)	Ø (m)
1.00	12	12	1.65
2.00	3	3	3.3
3.00	1	1	4.95
4.00	1	1	6.6
5.00	0	0	8.25

MATERIALS

Body	Extruded aluminium EN AW6060
Diffuser	Extra clear or frosted tempered glass 6 mm
Finishing	Polyester powder paint

ORDER CODE

MI 2 0 IPT _ _ B 7 Z _

Finishing	H	Grey	●
	L	Graphite	●
Light colour	N	4000 K	
	H	3000 K	
Beam	S	Spot	
	F	Flood	
	D	Diffuse	

Example MI 2 0 IPT S N B 7 Z H

INCLUDED ACCESSORIES

Code	Description	Page
-	1 m length cable -05RN-F	-
-	Housing box	-

AVAILABLE ACCESSORIES

Code	Description	Page
0404M009	Single connection IP68	539
0409BT014	Transformer _ 24 Vdc - 12 W (connect up to 4 pcs)	539
0409BT015	Transformer _ 24 Vdc - 25 W (connect up to 8 pcs)	539
0409BT016	Transformer _ 24 Vdc - 100 W (connect up to 30 pcs)	539





mira 45

FLOOR RECESSED




Wattage 2 W

Voltage 24 Vdc



Wattage 2 W

Voltage 24 Vdc



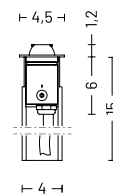
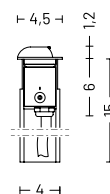
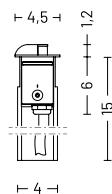
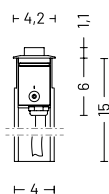
Wattage 2 W

Voltage 24 Vdc





Wattage 2 W

Voltage 24 Vdc



FLOOR RECESSED



Wattage	2 W
Voltage	24 Vdc
Beam	
Technology	

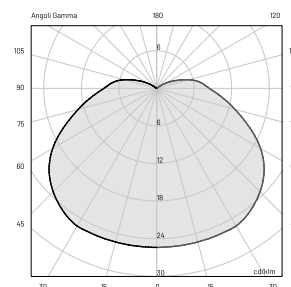
TECHNICAL SPECIFICATIONS

Source lamp	360° LED 2 W
Total wattage	2 W
Voltage	24 Vdc
Control	Power supply not included (other controls on request*)
Light colour	3000 K • 4000 K (other colours on request**)
Luminous flux	20 lm (160 lm***) @ 3000 K 20 lm (160 lm***) @ 4000 K
Luminous efficacy	10 lm/W @ 3000 K 10 lm/W @ 4000 K
McADAM steps	3
Beam	360°
CRI	> 90
Life time	L80-B15 > 60.000 h Ta 40°C
IP rating	IP 67
IK rating	IK 08
Insulation class	III

* Control available on request
DALI - 1/10V - DMX - TRIAC

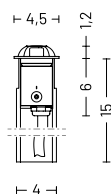
** Light colour available on request
2200 K • 2700 K • RGBW

*** Source flux



E (LUX)

H (m)	lux (3000 K)	lux (4000 K)	Ø (m)
1.00	4	4	7.9
2.00	1	1	15.8
3.00	0	0	23.7
4.00	0	0	31.6
5.00	0	0	39.5



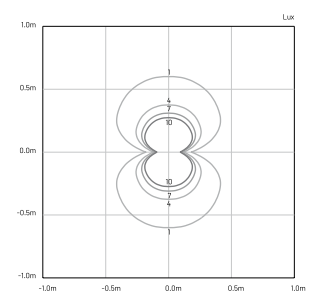
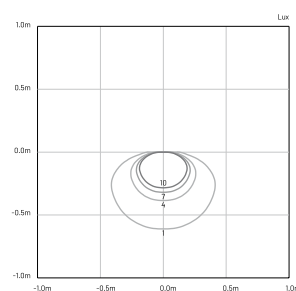
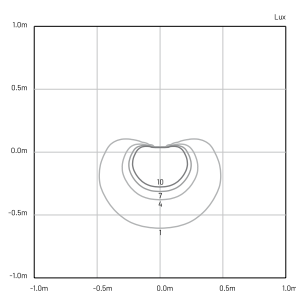
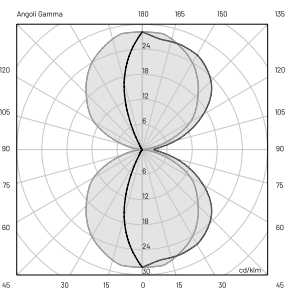
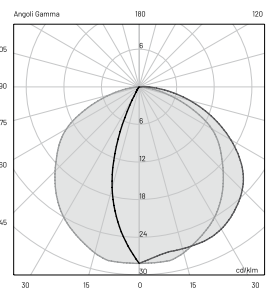
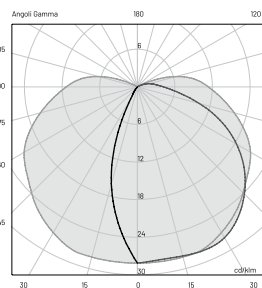
TECHNICAL SPECIFICATIONS

	SINGLE 180°	SINGLE 120°	DOUBLE 120°
Source lamp	LED 2 W	LED 2 W	LED 2 W
Total wattage	2 W	2 W	2 W
Voltage	24 Vdc	24 Vdc	24 Vdc
Control	Power supply not included (other controls on request*)	Power supply not included (other controls on request*)	Power supply not included (other controls on request*)
Light colour	3000 K • 4000 K (other colours on request**)	3000 K • 4000 K (other colours on request**)	3000 K • 4000 K (other colours on request**)
Luminous flux	14 lm (160 lm***) @ 3000 K 14 lm (160 lm***) @ 4000 K	10 lm (160 lm***) @ 3000 K 10 lm (160 lm***) @ 4000 K	20 lm (160 lm***) @ 3000 K 20 lm (160 lm***) @ 4000 K
Luminous efficacy	7 lm/W @ 3000 K 7 lm/W @ 4000 K	5 lm/W @ 3000 K 5 lm/W @ 4000 K	10 lm/W @ 3000 K 10 lm/W @ 4000 K
McADAM steps	3	3	3
Beam	180°	120°	120° / 120°
CRI	> 90	> 90	> 90
Life time	L80-B15 > 60.000 h Ta 40°C	L80-B15 > 60.000 h Ta 40°C	L80-B15 > 60.000 h Ta 40°C
IP rating	IP 67	IP 67	IP 67
IK rating	IK 08	IK 08	IK 08
Insulation class	III	III	III

* Control available on request
DALI - 1/10V - DMX - TRIAC

** Light colour available on request
2200 K • 2700 K • RGBW

*** Source flux



QUADRUPLE

LED 2 W

2 W

24 Vdc

Power supply not included
(other controls on request*)3000 K • 4000 K
(other colours on request**)24 lm (160 lm***) @ 3000 K
24 lm (160 lm***) @ 4000 K12 lm/W @ 3000 K
12 lm/W @ 4000 K

3

Quadruple

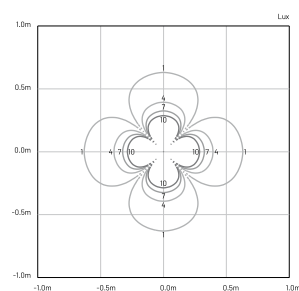
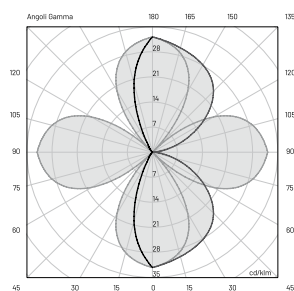
> 90

L80-B15 > 60.000 h Ta 40°C



IP 67

IK 08

III

**MATERIALS**Body Extruded aluminium EN AW6060Diffuser Opal polycarbonateFinishing Polyester powder paint**ORDER CODE**

MI 2 0 IPT _ _ B 7 Z _

Finishing	H	Grey	
	L	Graphite	
Light colour	N	4000 K	
	H	3000 K	
Beam	X	360°	
	T	180°	
	V	120°	
	7	Double 120°	
	9	Quadruple	

Example MI 2 0 IPT S N B 7 Z H**INCLUDED ACCESSORIES**



Code	Description	Page
-	1 m length cable -05RN-F	-
-	Housing box	-

AVAILABLE ACCESSORIES

Code	Description	Page
0404M009	Single connection IP68	539
0409BT014	Transformer _ 24 Vdc - 12 W (connect up to 4 pcs)	539
0409BT015	Transformer _ 24 Vdc - 25 W (connect up to 8 pcs)	539
0409BT016	Transformer _ 24 Vdc - 100 W (connect up to 30 pcs)	539

WALL RECESSED



Wattage	2 W
Voltage	24 Vdc
Beam	
Technology	

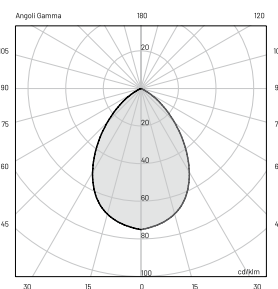
TECHNICAL SPECIFICATIONS

Source lamp	LED 2 W
Total wattage	2 W
Voltage	24 Vdc
Control	Power supply not included (other controls on request*)
Light colour	3000 K • 4000 K (other colours on request**)
Luminous flux	17 lm (160 lm***) @ 3000 K 17 lm (160 lm***) @ 4000 K
Luminous efficacy	8.5 lm/W @ 3000 K 8.5 lm/W @ 4000 K
McADAM steps	3
Beam	80°
CRI	> 90
Life time	L80-B15 > 60.000 h Ta 40°C
IP rating	IP 66
IK rating	IK 08
Insulation class	III

* Control available
on request
DALI - 1/10V - DMX - TRIAC

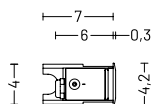
** Light colour available
on request
2200 K • 2700 K • RGBW

*** Source flux



E (LUX)

H (m)	lux (3000 K)	lux (4000 K)	Ø (m)
1.00	12	12	1.65
2.00	3	3	3.3
3.00	1	1	4.95
4.00	1	1	6.6
5.00	0	0	8.25



MATERIALS

<i>Body</i>	Extruded aluminium EN AW6060
<i>Diffuser</i>	Extra clear polycarbonate
<i>Finishing</i>	Polyester powder paint

ORDER CODE

MI 2 0 IPAD _ B 7 Z _

<i>Finishing</i>	H	Grey	
	L	Graphite	
<i>Light colour</i>	N	4000 K	
	H	3000 K	

Example MI 2 0 IPAD **N** B 7 Z **H**

INCLUDED ACCESSORIES



<i>Code</i>	<i>Description</i>	<i>Page</i>
-	1 m length cable -05RN-F	-
-	Housing box	-

AVAILABLE ACCESSORIES

<i>Code</i>	<i>Description</i>	<i>Page</i>
0404M009	Single connection IP68	539
0409BT014	Transformer _ 24 Vdc - 12 W (connect up to 4 pcs)	539
0409BT015	Transformer _ 24 Vdc - 25 W (connect up to 8 pcs)	539
0409BT016	Transformer _ 24 Vdc - 100 W (connect up to 30 pcs)	539

mira 45

WALL RECESSED



Wattage 2 W

Wattage 2 W

Wattage 2 W

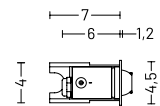
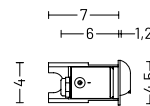
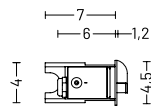
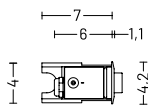
Wattage 2 W

Voltage 24 Vdc

Voltage 24 Vdc



Voltage 24 Vdc

Voltage 24 Vdc



WALL RECESSED



Wattage	2 W
Voltage	24 Vdc
Beam	
Technology	

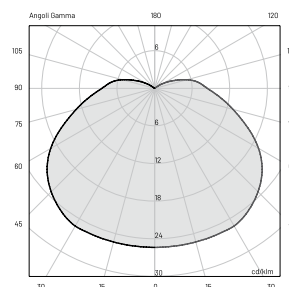
TECHNICAL SPECIFICATIONS

Source lamp	360° LED 2 W
Total wattage	2 W
Voltage	24 Vdc
Control	Power supply not included (other controls on request*)
Light colour	3000 K • 4000 K (other colours on request**)
Luminous flux	20 lm (160 lm***) @ 3000 K 20 lm (160 lm***) @ 4000 K
Luminous efficacy	10 lm/W @ 3000 K 10 lm/W @ 4000 K
McADAM steps	3
Beam	360°
CRI	> 90
Life time	L80-B15 > 60.000 h Ta 40°C
IP rating	IP 66
IK rating	IK 08
Insulation class	III

* Control available on request
DALI - 1/10V - DMX - TRIAC

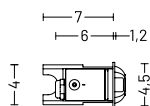
** Light colour available on request
2200 K • 2700 K • RGBW

*** Source flux



E (LUX)

H (m)	lux (3000 K)	lux (4000 K)	Ø (m)
1.00	4	4	7.9
2.00	1	1	15.8
3.00	0	0	23.7
4.00	0	0	31.6
5.00	0	0	39.5



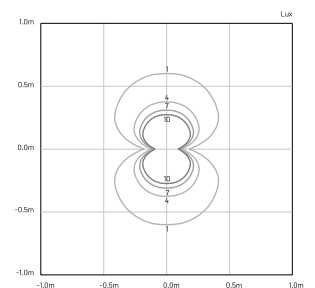
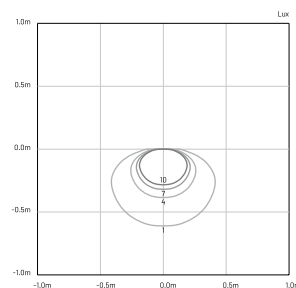
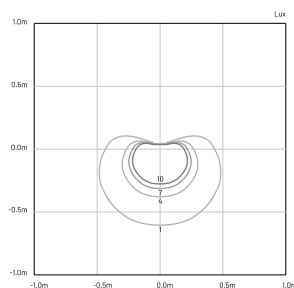
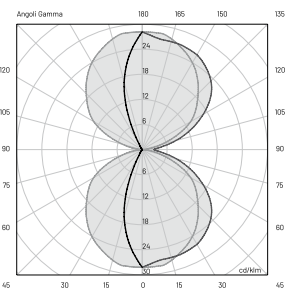
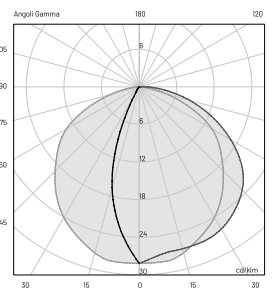
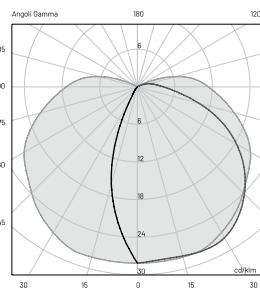
TECHNICAL SPECIFICATIONS

	SINGLE 180°	SINGLE 120°	DOUBLE 120°
Source lamp	LED 2 W	LED 2 W	LED 2 W
Total wattage	2 W	2 W	2 W
Voltage	24 Vdc	24 Vdc	24 Vdc
Control	Power supply not included (other controls on request*)	Power supply not included (other controls on request*)	Power supply not included (other controls on request*)
Light colour	3000 K • 4000 K (other colours on request**)	3000 K • 4000 K (other colours on request**)	3000 K • 4000 K (other colours on request**)
Luminous flux	14 lm (160 lm***) @ 3000 K 14 lm (160 lm***) @ 4000 K	10 lm (160 lm***) @ 3000 K 10 lm (160 lm***) @ 4000 K	20 lm (160 lm***) @ 3000 K 20 lm (160 lm***) @ 4000 K
Luminous efficacy	7 lm/W @ 3000 K 7 lm/W @ 4000 K	5 lm/W @ 3000 K 5 lm/W @ 4000 K	10 lm/W @ 3000 K 10 lm/W @ 4000 K
McADAM steps	3	3	3
Beam	180°	120°	120° / 120°
CRI	> 90	> 90	> 90
Life time	L80-B15 > 60.000 h Ta 40°C	L80-B15 > 60.000 h Ta 40°C	L80-B15 > 60.000 h Ta 40°C
IP rating	IP 66	IP 66	IP 66
IK rating	IK 08	IK 08	IK 08
Insulation class	III	III	III

* Control available on request
DALI - 1/10V - DMX - TRIAC

** Light colour available on request
2200 K • 2700 K • RGBW

*** Source flux



QUADRUPLE

LED 2 W

2 W

24 Vdc

Power supply not included
(other controls on request*)3000 K + 4000 K
(other colours on request**)24 lm (160 lm***) @ 3000 K
24 lm (160 lm***) @ 4000 K12 lm/W @ 3000 K
12 lm/W @ 4000 K

3

Quadruple

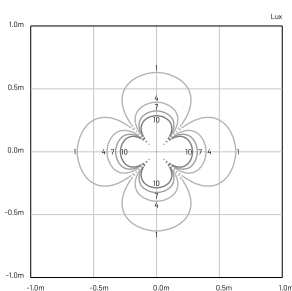
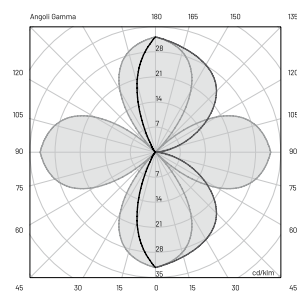
> 90

L80-B15 > 60.000 h Ta 40°C

IP 66

IK 08

III

**MATERIALS**



Body Extruded aluminium EN AW6060

Diffuser Opal polycarbonate

Finishing Polyester powder paint

ORDER CODE

MI 2 0 IPA _ _ B 7 Z _

Finishing	H	Grey	
	L	Graphite	
Light colour	N	4000 K	
	H	3000 K	
Beam	X	360°	
	T	180°	
	V	120°	
	7	Double 120°	
	9	Quadruple	

Example MI 2 0 IPT S N B 7 Z H

INCLUDED ACCESSORIES

Code	Description	Page
-	1 m length cable -05RN-F	-
-	Housing box	-

AVAILABLE ACCESSORIES

Code	Description	Page
0409BT014	Transformer _ 24 Vdc - 12 W (connect up to 4 pcs)	539
0409BT015	Transformer _ 24 Vdc - 25 W (connect up to 8 pcs)	539
0409BT016	Transformer _ 24 Vdc - 100 W (connect up to 30 pcs)	539





FLOOR RECESSED

Wattage 5 WVoltage 24 VdcBeam Technology Wattage 5 WVoltage 24 VdcBeam Technology 

TECHNICAL SPECIFICATIONS

Source lamp

Total wattage

Voltage

Control

Light colour

Luminous flux

Luminous efficacy

McADAM steps

Beam

CRI

Life time

IP rating

IK rating

Insulation class

SPOT

LED 5 W

5 W

24 Vdc

Power supply not included
(other controls on request*)3000 K • 4000 K
(other colours on request**)360 lm (480 lm***) @ 3000 K
360 lm (480 lm***) @ 4000 K72 lm/W @ 3000 K
72 lm/W @ 4000 K

3

12°

> 90

L80-B15 > 60.000 h Ta 40°C

IP 67

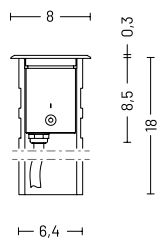
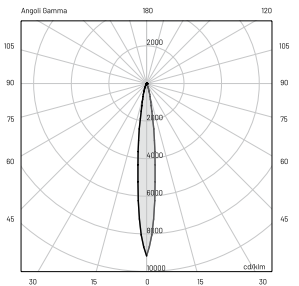
IK 08

III

* Control available
on request
DALI - 1/10V - DMX - TRIAC

** Light colour available
on request
2200 K • 2700 K • RGBW

*** Source flux



E (LUX)

H (m)	lux (3000 K)	lux (4000 K)	Ø (m)
1.00	4402	4402	0.2
2.00	1101	1101	0.4
3.00	489	489	0.6
4.00	275	275	0.8
5.00	176	176	1

FLOOD

LED 5 W

5 W

24 Vdc

Power supply not included
(other controls on request*)3000 K • 4000 K
(other colours on request**)310 lm (480 lm***) @ 3000 K
310 lm (480 lm***) @ 4000 K62 lm/W @ 3000 K
62 lm/W @ 4000 K

3

40°

> 90

L80-B15 > 60.000 h Ta 40°C

IP 67

IK 08

III

DIFFUSE

LED 5 W

5 W

24 Vdc

Power supply not included
(other controls on request*)3000 K • 4000 K
(other colours on request**)88 lm (480 lm***) @ 3000 K
88 lm (480 lm***) @ 4000 K17.6 lm/W @ 3000 K
17.6 lm/W @ 4000 K

3

90°

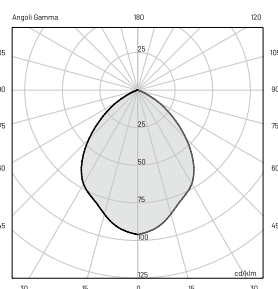
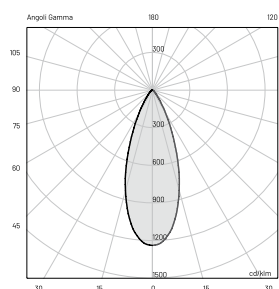
> 90

L80-B15 > 60.000 h Ta 40°C

IP 67

IK 08

III

**E (LUX)**

H (m)	lux (3000 K)	lux (4000 K)	Ø (m)
1.00	594	594	0.7
2.00	149	149	1.4
3.00	66	66	2.1
4.00	37	37	2.8
5.00	24	24	3.5

E (LUX)



H (m)	lux (3000 K)	lux (4000 K)	Ø (m)
1.00	48	48	1.9
2.00	12	12	3.9
3.00	5	5	5.8
4.00	3	3	7.8
5.00	2	2	9.7

MATERIALS

Body	Extruded aluminium EN AW6060
Diffuser	Extra clear or frosted tempered glass 8 mm
Finishing	Polyester powder paint

ORDER CODE

MI 3 0 IPT _ _ B 7 Z _

Finishing	H	Grey	
	L	Graphite	
Light colour	N	4000 K	
	H	3000 K	
Beam	S	Spot	
	F	Flood	
	D	Diffuse	

Example MI 3 0 IPT S N B 7 Z H

INCLUDED ACCESSORIES

Code	Description	Page
-	1 m length cable -05RN-F	-
-	Housing box	-

AVAILABLE ACCESSORIES

Code	Description	Page
0404M009	Single connection IP68	539
0409BT014	Transformer _ 24 Vdc - 12 W (connect up to 1 pc)	539
0409BT015	Transformer _ 24 Vdc - 25 W (connect up to 3 pcs)	539
0409BT016	Transformer _ 24 Vdc - 100 W (connect up to 12 pcs)	539

mira 65

FLOOR RECESSED

Wattage 5 WVoltage 220-240 VacBeam Technology Wattage 5 WVoltage 220-240 VacBeam Technology 

TECHNICAL SPECIFICATIONS

Source lamp

Total wattage

Voltage

Control

Light colour

Luminous flux

Luminous efficacy

McADAM steps

Beam

CRI

Life time

IP rating

IK rating

Insulation class

MEDIUM

LED 5 W

5 W

220-240 Vac, 50-60Hz

On/Off (other controls on request*)

3000 K (other colours on request**)

294 lm (400 lm***)

59 lm/W

3

30°

> 80

L80-B15 > 60.000 h Ta 40°C

IP 67

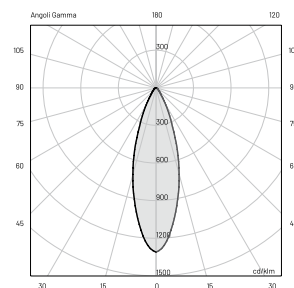
IK 08

II

* Control available on request
DALI - 1/10V - DMX - TRIAC

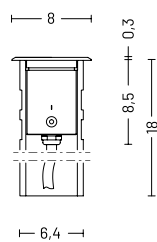
** Light colour available on request
2200 K • 2700 K • RGBW

*** Source flux



E (LUX)

H (m)	lux (3000 K)	Ø (m)
1.00	524	0.6
2.00	131	1.2
3.00	58	1.8
4.00	33	2.4
5.00	21	3



DIFFUSE

LED 5 W

5 W

220-240 Vac, 50-60Hz

On/Off (other controls on request*)

3000 K (other colours on request**)

93 lm (400 lm***)

18.6 lm/W

3

90°

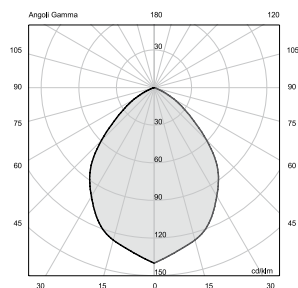
> 80

L80-B15 > 60.000 h Ta 40°C

IP 67

IK 08

II

**E(LUX)**



H (m)	lux (3000 K)	Ø (m)
1.00	56	1.8
2.00	14	3.5
3.00	6	5.3
4.00	3	7.1
5.00	2	8.9

MATERIALS

Body	Extruded aluminium EN AW6060
Diffuser	Extra clear or frosted tempered glass 8 mm
Finishing	Polyester powder paint

ORDER CODE

MI 3 0 IPT _ H A 10 _

Finishing	H	Grey	
	L	Graphite	
Beam	M	Medium	
	D	Diffuse	

Example MI 3 0 IPT M H A 10 H

INCLUDED ACCESSORIES



Code	Description	Page
-	1 m length cable -05RN-F	-
-	Housing box	-

AVAILABLE ACCESSORIES

Code	Description	Page
0404M009	Single connection IP68	539

WALL RECESSED



Wattage	5 W
Voltage	24 Vdc
Beam	
Technology	

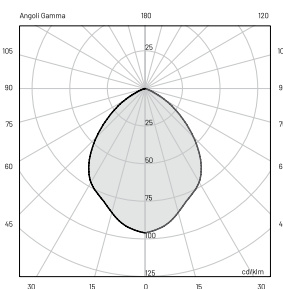
TECHNICAL SPECIFICATIONS

Source lamp	LED 5 W
Total wattage	5 W
Voltage	24 Vdc
Control	Power supply not included (other controls on request*)
Light colour	3000 K • 4000 K (other colours on request**)
Luminous flux	88 lm (480 lm***) @ 3000 K 88 lm (480 lm***) @ 4000 K
Luminous efficacy	17.6 lm/W @ 3000 K 17.6 lm/W @ 4000 K
McADAM steps	3
Beam	90°
CRI	> 90
Life time	L80-B15 > 60.000 h Ta 40°C
IP rating	IP 66
IK rating	IK 08
Insulation class	III

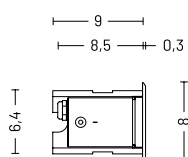
* Control available on request
DALI - 1/10V - DMX - TRIAC

** Light colour available on request
2200 K • 2700 K • RGBW

*** Source flux



E (LUX)			
H (m)	lux (3000 K)	lux (4000 K)	Ø (m)
1.00	48	48	1.9
2.00	12	12	3.9
3.00	5	5	5.8
4.00	3	3	7.8
5.00	2	2	9.7



MATERIALS

<i>Body</i>	<u>Extruded aluminium EN AW6060</u>
<i>Diffuser</i>	<u>Extra clear or frosted tempered glass 8 mm</u>
<i>Finishing</i>	<u>Polyester powder paint</u>

ORDER CODE

MI 3 0 IPAD _ B 7 Z _

<i>Finishing</i>	<u>H</u>	<u>Grey</u>	
	<u>L</u>	<u>Graphite</u>	
<i>Light colour</i>	<u>N</u>	<u>4000 K</u>	
	<u>H</u>	<u>3000 K</u>	

Example MI 3 0 IPAS N B 7 Z H

INCLUDED ACCESSORIES

<i>Code</i>	<i>Description</i>	<i>Page</i>
-	1 m length cable -05RN-F	-
-	Housing box	-

AVAILABLE ACCESSORIES

<i>Code</i>	<i>Description</i>	<i>Page</i>
<u>0409BT014</u>	<u>Transformer _ 24 Vdc - 12 W (connect up to 1 pc)</u>	<u>539</u>
<u>0409BT015</u>	<u>Transformer _ 24 Vdc - 25 W (connect up to 3 pcs)</u>	<u>539</u>
<u>0409BT016</u>	<u>Transformer _ 24 Vdc - 100 W (connect up to 12 pcs)</u>	<u>539</u>

WALL RECESSED

Wattage 5 WVoltage 220-240 VacBeam Technology 

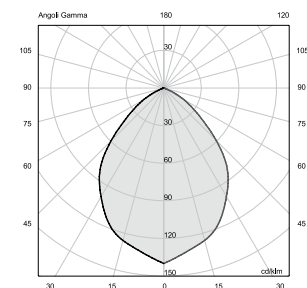
TECHNICAL SPECIFICATIONS

Source lamp	LED 5 W
Total wattage	5 W
Voltage	220-240 Vac, 50-60Hz
Control	On/Off (other controls on request*)
Light colour	3000 K (other colours on request**)
Luminous flux	93 lm (400 lm***)
Luminous efficacy	18.6 lm/W
McADAM steps	3
Beam	90°
CRI	> 80
Life time	L80-B15 > 60.000 h Ta 40°C
IP rating	IP 66
IK rating	IK 08
Insulation class	II

* **Control available on request**
DALI - 1/10V - DMX - TRIAC

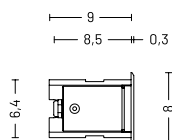
** **Light colour available on request**
2200 K • 2700 K • RGBW

*** Source flux



E (LUX)

H (m)	lux (3000 K)	Ø (m)
1.00	56	1.8
2.00	14	3.5
3.00	6	5.3
4.00	3	7.1
5.00	2	8.9



MATERIALS

<i>Body</i>	<u>Extruded aluminium EN AW6060</u>
<i>Diffuser</i>	<u>Extra clear or frosted tempered glass 8 mm</u>
<i>Finishing</i>	<u>Polyester powder paint</u>

ORDER CODE

MI 3 0 IP A D H A 1 0 _

<i>Finishing</i>	<u>H</u>	<u>Grey</u>	
	<u>L</u>	<u>Graphite</u>	


Example MI 3 0 IP A D H A 1 0 H

INCLUDED ACCESSORIES

<i>Code</i>	<i>Description</i>	<i>Page</i>
-	<u>1 m length cable -05RN-F</u>	-
-	<u>Housing box</u>	-

mira 65

FLOOR RECESSED



Wattage 5 W

Voltage 24 Vdc



Wattage 5 W

Voltage 24 Vdc



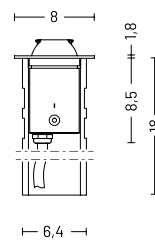
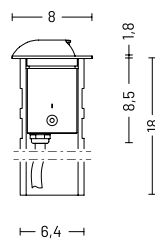
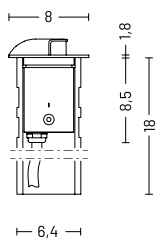
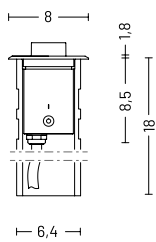
Wattage 5 W

Voltage 24 Vdc





Wattage 5 W

Voltage 24 Vdc



FLOOR RECESSED



Wattage	5 W
Voltage	24 Vdc
Beam	
Technology	

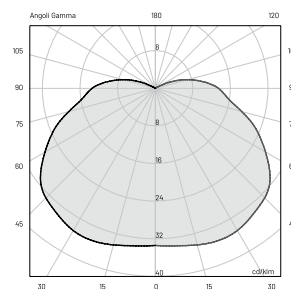
TECHNICAL SPECIFICATIONS

Source lamp	360° LED 5 W
Total wattage	5 W
Voltage	24 Vdc
Control	Power supply not included (other controls on request*)
Light colour	3000 K • 4000 K (other colours on request**)
Luminous flux	95 lm (480 lm***) @ 3000 K 95 lm (480 lm***) @ 4000 K
Luminous efficacy	19 lm/W @ 3000 K 19 lm/W @ 4000 K
McADAM steps	3
Beam	360°
CRI	> 90
Life time	L80-B15 > 60.000 h Ta 40°C
IP rating	IP 67
IK rating	IK 08
Insulation class	III

* Control available on request
DALI - 1/10V - DMX - TRIAC

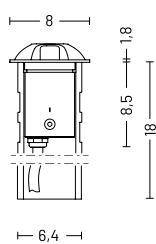
** Light colour available on request
2200 K • 2700 K • RGBW

*** Source flux



E (LUX)

H (m)	lux (3000 K)	lux (4000 K)	Ø (m)
1.00	20	20	7.3
2.00	5	5	14.6
3.00	2	2	21.9
4.00	1	1	29.3
5.00	1	1	36.6



mira 65

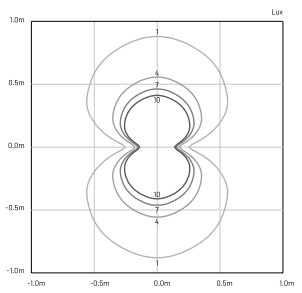
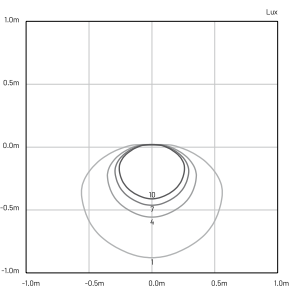
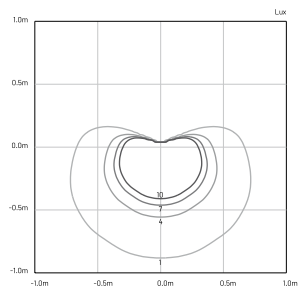
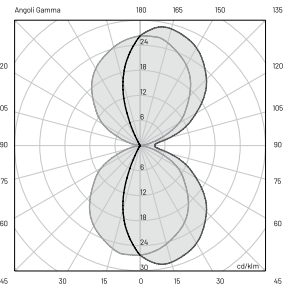
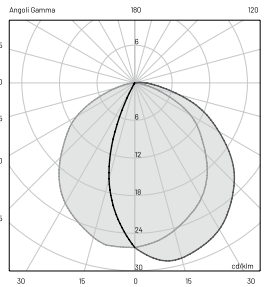
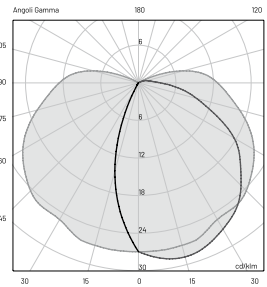
TECHNICAL SPECIFICATIONS

	SINGLE 180°	SINGLE 120°	DOUBLE 120°
Source lamp	LED 5 W	LED 5 W	LED 5 W
Total wattage	5 W	5 W	5 W
Voltage	24 Vdc	24 Vdc	24 Vdc
Control	Power supply not included (other controls on request*)	Power supply not included (other controls on request*)	Power supply not included (other controls on request*)
Light colour	3000 K • 4000 K (other colours on request**)	3000 K • 4000 K (other colours on request**)	3000 K • 4000 K (other colours on request**)
Luminous flux	45 lm (480 lm***) @ 3000 K 45 lm (480 lm***) @ 4000 K	26 lm (480 lm***) @ 3000 K 26 lm (480 lm***) @ 4000 K	50 lm (480 lm***) @ 3000 K 50 lm (480 lm***) @ 4000 K
Luminous efficacy	9 lm/W @ 3000 K 9 lm/W @ 4000 K	5.2 lm/W @ 3000 K 5.2 lm/W @ 4000 K	10 lm/W @ 3000 K 10 lm/W @ 4000 K
McADAM steps	3	3	3
Beam	180°	120°	120° / 120°
CRI	> 90	> 90	> 90
Life time	L80-B15 > 60.000 h Ta 40°C	L80-B15 > 60.000 h Ta 40°C	L80-B15 > 60.000 h Ta 40°C
IP rating	IP 67	IP 67	IP 67
IK rating	IK 08	IK 08	IK 08
Insulation class	III	III	III

* Control available on request
DALI - 1/10V - DMX - TRIAC

** Light colour available on request
2200 K • 2700 K • RGBW

*** Source flux



QUADRUPLE

LED 5 W

5 W

24 Vdc

Power supply not included
(other controls on request*)3000 K + 4000 K
(other colours on request**)49 lm (480 lm***) @ 3000 K
49 lm (480 lm***) @ 4000 K9.8 lm/W @ 3000 K
9.8 lm/W @ 4000 K

3

Quadruple

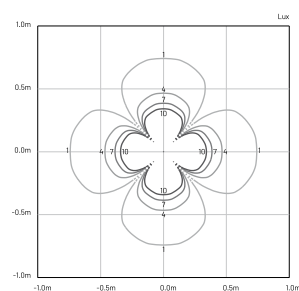
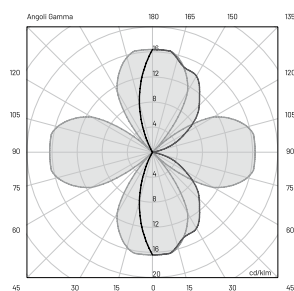
> 90

L80-B15 > 60.000 h Ta 40°C

IP 67

IK 08

III

**MATERIALS**

Body Extruded aluminium EN AW6060

Diffuser Opal polycarbonate

Finishing Polyester powder paint

ORDER CODE

MI 3 0 IPT _ _ B 7 Z _

Finishing	H	Grey	●
	L	Graphite	●
Light colour	N	4000 K	
	H	3000 K	
Beam	X	360°	
	T	180°	
	V	120°	
	7	Double 120°	
	9	Quadruple	

Example MI 2 0 IPT S N B 7 Z H


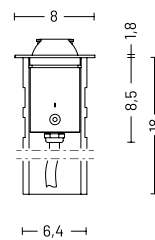
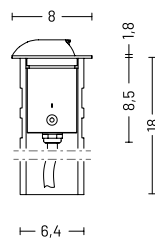
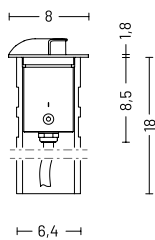
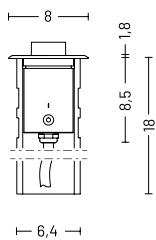
INCLUDED ACCESSORIES

Code	Description	Page
-	1 m length cable -05RN-F	-
-	Housing box	-

AVAILABLE ACCESSORIES



Code	Description	Page
0404M009	Single connection IP68	539
0409BT014	Transformer _ 24 Vdc - 12 W (connect up to 1 pc)	539
0409BT015	Transformer _ 24 Vdc - 25 W (connect up to 3 pcs)	539
0409BT016	Transformer _ 24 Vdc - 100 W (connect up to 12 pcs)	539

FLOOR RECESSED

Wattage 5 WVoltage 220-240 VacBeam Technology Wattage 5 WVoltage 220-240 VacBeam Technology Wattage 5 WVoltage 220-240 VacBeam Technology Wattage 5 WVoltage 220-240 VacBeam Technology 

FLOOR RECESSED



Wattage	5 W
Voltage	220-240 Vac
Beam	
Technology	

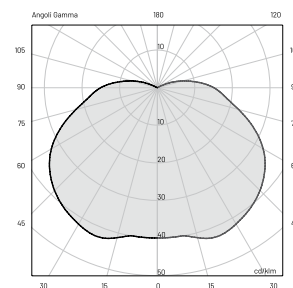
TECHNICAL SPECIFICATIONS

Source lamp	360° LED 5 W
Total wattage	5 W
Voltage	220-240 Vac, 50-60 Hz
Control	On/Off (other controls on request*)
Light colour	3000 K (other colours on request**)
Luminous flux	86 lm (400 lm***)
Luminous efficacy	17 lm/W
McADAM steps	3
Beam	360°
CRI	> 80
Life time	L80-B15 > 60.000 h Ta 40°C
IP rating	IP 67
IK rating	IK 08
Insulation class	II

* Control available on request
DALI - 1/10V - DMX - TRIAC

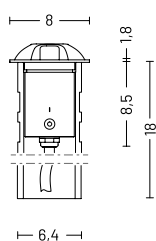
** Light colour available on request
2200 K • 2700 K • RGBW

*** Source flux



E (LUX)

H (m)	lux (3000 K)	Ø (m)
1.00	16	8.4
2.00	4	16.8
3.00	2	25.2
4.00	1	33.6
5.00	1	42



mira 65

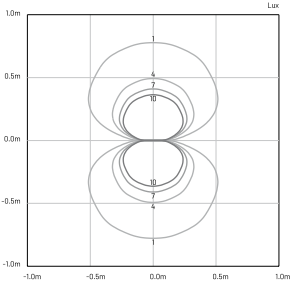
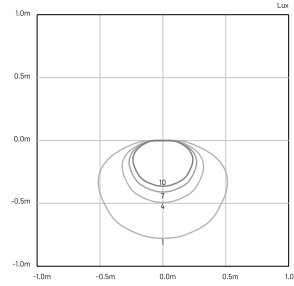
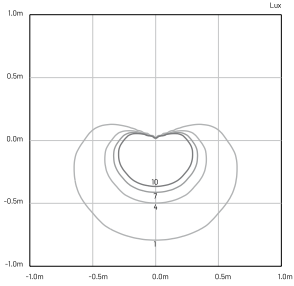
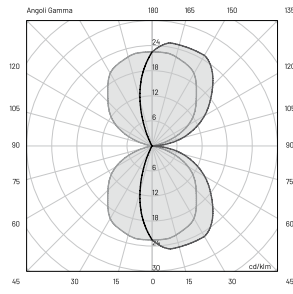
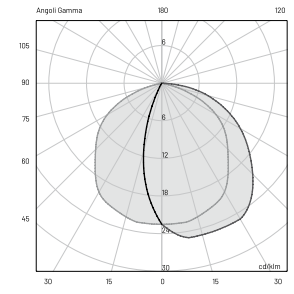
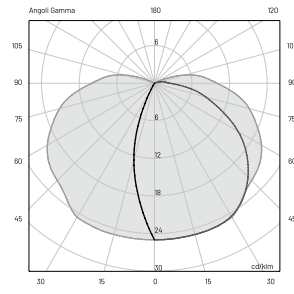
TECHNICAL SPECIFICATIONS

	SINGLE 180°	SINGLE 120°	DOUBLE 120°
Source lamp	LED 5 W	LED 5 W	LED 5 W
Total wattage	5 W	5 W	5 W
Voltage	220-240 Vac, 50-60 Hz	220-240 Vac, 50-60 Hz	220-240 Vac, 50-60 Hz
Control	On/Off (other controls on request*)	On/Off (other controls on request*)	On/Off (other controls on request*)
Light colour	3000 K (other colours on request**)	3000 K (other colours on request**)	3000 K (other colours on request**)
Luminous flux	33 lm (400 lm***)	21 lm (400 lm***)	42 lm (400 lm***)
Luminous efficacy	6.5 lm/W	4 lm/W	8.5 lm/W
McADAM steps	3	3	3
Beam	180°	120°	120° / 120°
CRI	> 80	> 80	> 80
Life time	L80-B15 > 60.000 h Ta 40°C	L80-B15 > 60.000 h Ta 40°C	L80-B15 > 60.000 h Ta 40°C
IP rating	IP 67	IP 67	IP 67
IK rating	IK 08	IK 08	IK 08
Insulation class	II	II	II

* Control available on request
DALI - 1/10V - DMX - TRIAC

** Light colour available on request
2200 K • 2700 K • RGBW

*** Source flux



QUADRUPLE

LED 5 W

5 W

220-240 Vac, 50-60 Hz

On/Off (other controls on request*)

3000 K (other colours on request**)

43 lm (400 lm***)

8.5 lm/W

3

Quadruple

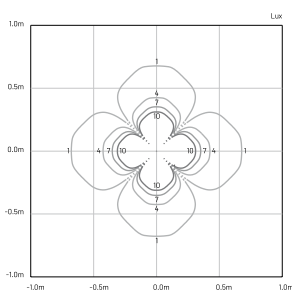
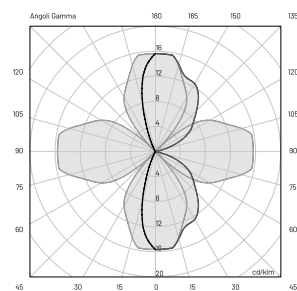
> 80

L80-B15 > 60.000 h Ta 40°C

IP 67

IK 08

II

**MATERIALS**

<i>Body</i>	Extruded aluminium EN AW6060
<i>Diffuser</i>	Extra clear or frosted tempered glass 8 mm
<i>Finishing</i>	Polyester powder paint

ORDER CODE

MI 3 0 IPT _ H A 10 _

<i>Finishing</i>	H	Grey	<input type="radio"/>
	L	Graphite	<input type="radio"/>
<i>Beam</i>	X	360°	<input type="radio"/>
	T	180°	<input type="radio"/>
	V	120°	<input type="radio"/>
	7	Double 120°	<input type="radio"/>
	9	Quadruple	<input type="radio"/>


Example MI 3 0 IPT X H A 10 H

INCLUDED ACCESSORIES

<i>Code</i>	<i>Description</i>	<i>Page</i>
-	1 m length cable -05RN-F	-
-	Housing box	-

AVAILABLE ACCESSORIES

<i>Code</i>	<i>Description</i>	<i>Page</i>
0404M009	Single connection IP68	539





mira 65

WALL RECESSED



Wattage 5 W

Voltage 24 Vdc



Wattage 5 W

Voltage 24 Vdc



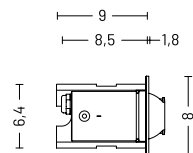
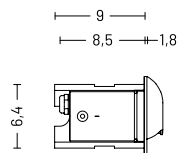
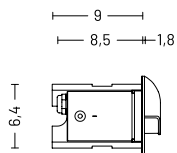
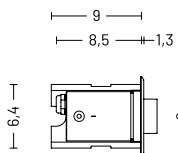
Wattage 5 W

Voltage 24 Vdc






Wattage 5 W

Voltage 24 Vdc



WALL RECESSED



Wattage	5 W
Voltage	24 Vdc
Beam	
Technology	

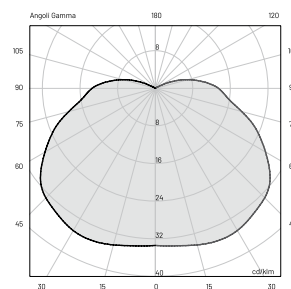
TECHNICAL SPECIFICATIONS

Source lamp	LED 5 W
Total wattage	5 W
Voltage	24 Vdc
Control	Power supply not included (other controls on request*)
Light colour	3000 K • 4000 K (other colours on request**)
Luminous flux	95 lm (480 lm***) @ 3000 K 95 lm (480 lm***) @ 4000 K
Luminous efficacy	19 lm/W @ 3000 K 19 lm/W @ 4000 K
McADAM steps	3
Beam	360°
CRI	> 90
Life time	L80-B15 > 60.000 h Ta 40°C
IP rating	IP 66
IK rating	IK 08
Insulation class	III

* Control available on request
DALI - 1/10V - DMX - TRIAC

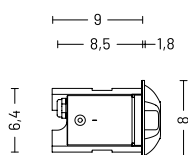
** Light colour available on request
2200 K • 2700 K • RGBW

*** Source flux



E (LUX)

H (m)	lux (3000 K)	lux (4000 K)	Ø (m)
1.00	20	20	7.3
2.00	5	5	14.6
3.00	2	2	21.9
4.00	1	1	29.3
5.00	1	1	36.6



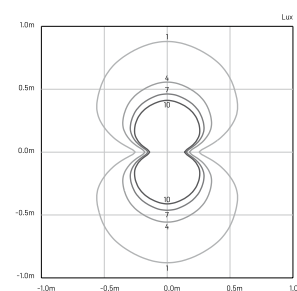
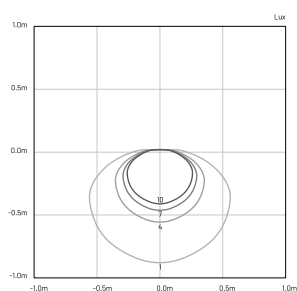
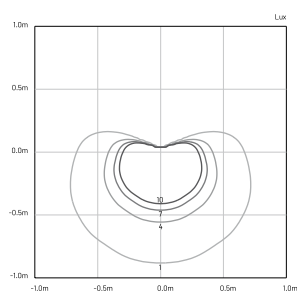
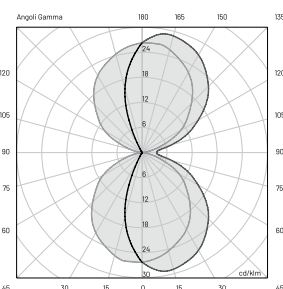
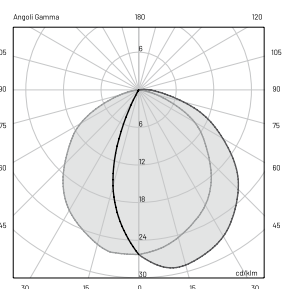
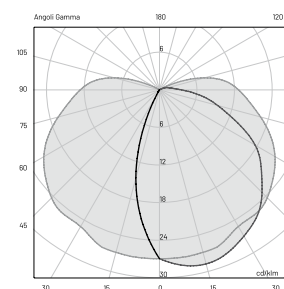
TECHNICAL SPECIFICATIONS

	SINGLE 180°	SINGLE 120°	DOUBLE 120°
Source lamp	LED 5 W	LED 5 W	LED 5 W
Total wattage	5 W	5 W	5 W
Voltage	24 Vdc	24 Vdc	24 Vdc
Control	Power supply not included (other controls on request*)	Power supply not included (other controls on request*)	Power supply not included (other controls on request*)
Light colour	3000 K • 4000 K (other colours on request**)	3000 K • 4000 K (other colours on request**)	3000 K • 4000 K (other colours on request**)
Luminous flux	45 lm (480 lm***) @ 3000 K 45 lm (480 lm***) @ 4000 K	26 lm (480 lm***) @ 3000 K 26 lm (480 lm***) @ 4000 K	50 lm (480 lm***) @ 3000 K 50 lm (480 lm***) @ 4000 K
Luminous efficacy	9 lm/W @ 3000 K 9 lm/W @ 4000 K	5.2 lm/W @ 3000 K 5.2 lm/W @ 4000 K	10 lm/W @ 3000 K 10 lm/W @ 4000 K
McADAM steps	3	3	3
Beam	180°	120°	120° / 120°
CRI	> 90	> 90	> 90
Life time	L80-B15 > 60.000 h Ta 40°C	L80-B15 > 60.000 h Ta 40°C	L80-B15 > 60.000 h Ta 40°C
IP rating	IP 66	IP 66	IP 66
IK rating	IK 08	IK 08	IK 08
Insulation class	III	III	III

* Control available on request
DALI - 1/10V - DMX - TRIAC

** Light colour available on request
2200 K • 2700 K • RGBW

*** Source flux



QUADRUPLE

LED 5 W

5 W

24 Vdc

Power supply not included
(other controls on request*)3000 K + 4000 K
(other colours on request**)49 lm (480 lm***) @ 3000 K
49 lm (480 lm***) @ 4000 K9.8 lm/W @ 3000 K
9.8 lm/W @ 4000 K

3

Quadruple

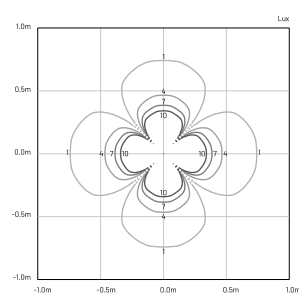
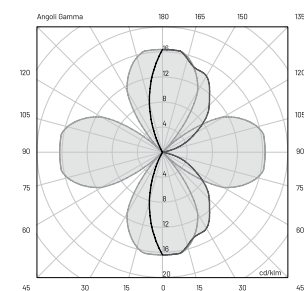
> 90

L80-B15 > 60.000 h Ta 40°C



IP 66

IK 08

III

**MATERIALS**Body Extruded aluminium EN AW6060Diffuser Opal polycarbonateFinishing Polyester powder paint**ORDER CODE**

MI 3 0 IPA _ _ B 7 Z _

Finishing	H	Grey	
	L	Graphite	
Light colour	N	4000 K	
	H	3000 K	
Beam	X	360°	
	T	180°	
	V	120°	
	7	Double 120°	
	9	Quadruple	

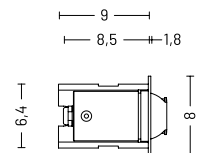
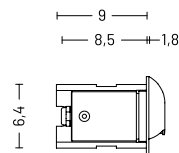
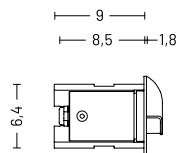
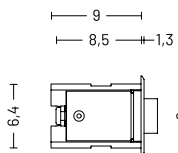
Example MI 2 0 IPA S N B 7 Z H**INCLUDED ACCESSORIES**

Code	Description	Page
-	1 m length cable -05RN-F	-
-	Housing box	-

AVAILABLE ACCESSORIES



Code	Description	Page
0409BT014	Transformer _ 24 Vdc - 12 W (connect up to 1 pc)	539
0409BT015	Transformer _ 24 Vdc - 25 W (connect up to 3 pcs)	539
0409BT016	Transformer _ 24 Vdc - 100 W (connect up to 12 pcs)	539

WALL RECESSED

Wattage 5 WVoltage 220-240 VacBeam Technology Wattage 5 WVoltage 220-240 VacBeam Technology Wattage 5 WVoltage 220-240 VacBeam Technology Wattage 5 WVoltage 220-240 VacBeam Technology 

WALL RECESSED



Wattage	5 W
Voltage	220-240 Vac
Beam	
Technology	

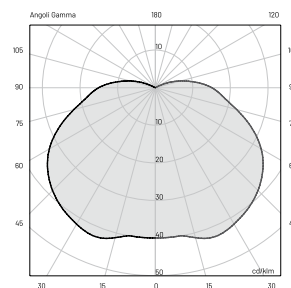
TECHNICAL SPECIFICATIONS

Source lamp	LED 5 W
Total wattage	5 W
Voltage	220-240 Vac, 50-60 Hz
Control	On/Off (other controls on request*)
Light colour	3000 K (other colours on request**)
Luminous flux	86 lm (400 lm***)
Luminous efficacy	17 lm/W
McADAM steps	3
Beam	360°
CRI	> 80
Life time	L80-B15 > 60.000 h Ta 40°C
IP rating	IP 66
IK rating	IK 08
Insulation class	II

* Control available on request
DALI - 1/10V - DMX - TRIAC

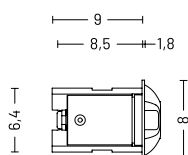
** Light colour available on request
2200 K • 2700 K • RGBW

*** Source flux



E (LUX)

H (m)	lux (3000 K)	Ø (m)
1.00	16	8.4
2.00	4	16.8
3.00	2	25.2
4.00	1	33.6
5.00	1	42



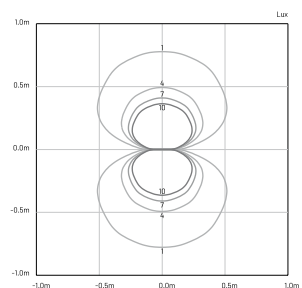
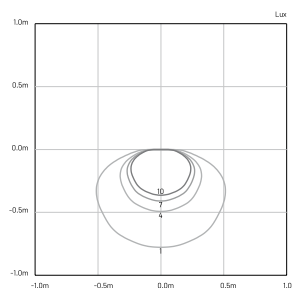
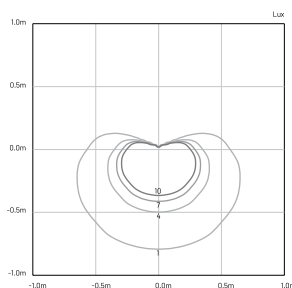
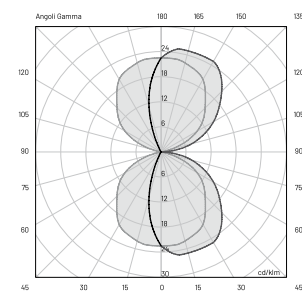
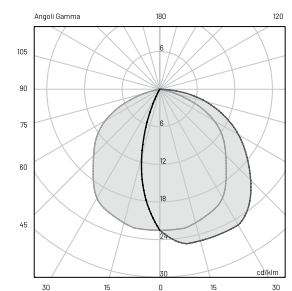
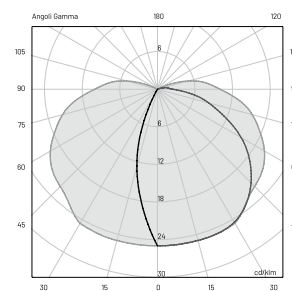
TECHNICAL SPECIFICATIONS

	SINGLE 180°	SINGLE 120°	DOUBLE 120°
Source lamp	LED 5 W	LED 5 W	LED 5 W
Total wattage	5 W	5 W	5 W
Voltage	220-240 Vac, 50-60 Hz	220-240 Vac, 50-60 Hz	220-240 Vac, 50-60 Hz
Control	On/Off (other controls on request*)	On/Off (other controls on request*)	On/Off (other controls on request*)
Light colour	3000 K (other colours on request**)	3000 K (other colours on request**)	3000 K (other colours on request**)
Luminous flux	33 lm (400 lm***)	21 lm (400 lm***)	42 lm (400 lm***)
Luminous efficacy	6.5 lm/W	4 lm/W	8.5 lm/W
McADAM steps	3	3	3
Beam	180°	120°	120° / 120°
CRI	> 80	> 80	> 80
Life time	L80-B15 > 60.000 h Ta 40°C	L80-B15 > 60.000 h Ta 40°C	L80-B15 > 60.000 h Ta 40°C
IP rating	IP 66	IP 66	IP 66
IK rating	IK 08	IK 08	IK 08
Insulation class	II	II	II

* Control available on request
DALI - 1/10V - DMX - TRIAC

** Light colour available on request
2200 K • 2700 K • RGBW

*** Source flux



QUADRUPLE

LED 5 W

5 W

220-240 Vac, 50-60 Hz

On/Off (other controls on request*)

3000 K (other colours on request**)

43 lm (400 lm***)

8.5 lm/W

3

Quadruple

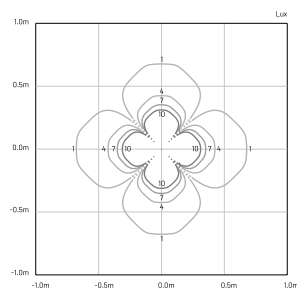
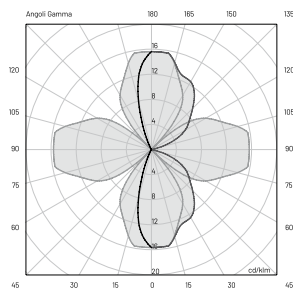
> 80

L80-B15 > 60.000 h Ta 40°C

IP 66

IK 08

II



MATERIALS

<i>Body</i>	Extruded aluminium EN AW6060
<i>Diffuser</i>	Extra clear or frosted tempered glass 8 mm
<i>Finishing</i>	Polyester powder paint

ORDER CODE

MI 3 0 IPA _ HA 10 _

Finishing	H	Grey	<input type="radio"/>
	L	Graphite	<input type="radio"/>
Beam	X	360°	<input type="checkbox"/>
	T	180°	<input type="checkbox"/>
	V	120°	<input type="checkbox"/>
	7	Double 120°	<input type="checkbox"/>
	9	Quadruple	<input type="checkbox"/>

Example MI 3 0 IPA X H A 10 H

INCLUDED ACCESSORIES


Code	Description	Page
-	1 m length cable -05RN-F	-
-	Housing box	-






mira 150

FLOOR RECESSED



Wattage 8.5 W

Voltage 220-240 Vac




Technology STOP

Drive over

max 20 km/h
max 2000 kg

Wattage 8.5 W

Voltage 220-240 Vac




Technology STOP

Drive over

max 20 km/h
max 2000 kg

Wattage 8.5 W

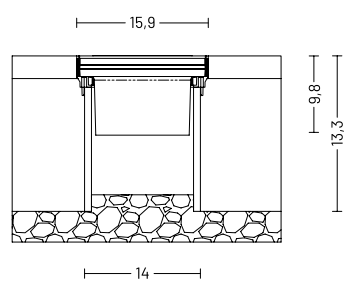
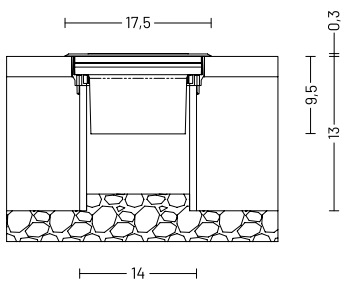
Voltage 220-240 Vac



Technology STOP

Drive over

max 20 km/h
max 2000 kg





mira 150

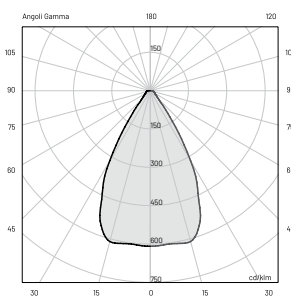
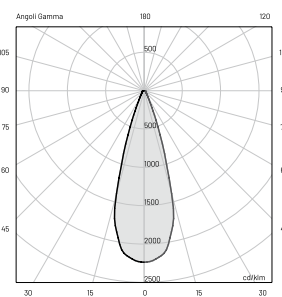
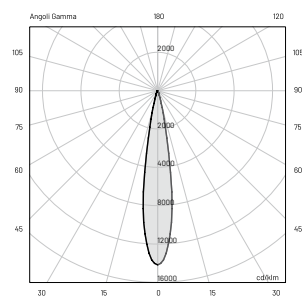
TECHNICAL SPECIFICATIONS

	SPOT	MEDIUM	WIDE FLOOD
Source lamp	LED 8.5 W	LED 8.5 W	LED 8.5 W
Total wattage	11	11	11
Voltage	220-240 Vac - 50/60 Hz	220-240 Vac - 50/60 Hz	220-240 Vac - 50/60 Hz
Control	On/Off (other controls on request*)	On/Off (other controls on request*)	On/Off (other controls on request*)
Light colour	3000 K (other colours on request**)	3000 K (other colours on request**)	3000 K (other colours on request**)
Luminous flux	864 lm (945 lm***) @ 3000 K	673 lm (945 lm***) @ 3000 K	656 lm (945 lm***) @ 3000 K
Luminous efficacy	79 lm/W @ 3000 K	61 lm/W @ 3000 K	61 lm/W @ 3000 K
McADAM steps	3	3	3
Beam	spot 11°	medium 30°	wide flood 60°
CRI	>90	>90	>90
Life time	L80-B15 > 60.000 h Ta 40°C	L80-B15 > 60.000 h Ta 40°C	L80-B15 > 60.000 h Ta 40°C
IP rating	67	67	67
IK rating	10	10	10
Insulation class	I	I	I

* Control available on request
DALI - 1/10V - DMX - TRIAC

** Light colour available on request
2200 K • 2700 K • RGBW

*** Source flux



E (LUX)

H (m)	lux (3000 K)	Ø (m)
1.00	13670	0.2
2.00	3420	0.4
3.00	1520	0.6
4.00	855	0.8
5.00	540	1

E (LUX)

H (m)	lux (3000 K)	Ø (m)
1.00	2020	0.6
2.00	506	1.1
3.00	225	1.6
4.00	127	2.2
5.00	81	3

E (LUX)

H (m)	lux (3000 K)	Ø (m)
1.00	636	1.2
2.00	159	2.3
3.00	71	3.5
4.00	40	4.7
5.00	25	5.9

ASYMMETRIC

LED 8.5 W

11

220-240 Vac - 50/60 Hz

On/Off (other controls on request*)

3000 K (other colours on request**)

623 lm (945 lm***) @ 3000 K

57 lm/W @ 3000 K

3

asymmetric 70° x B40°

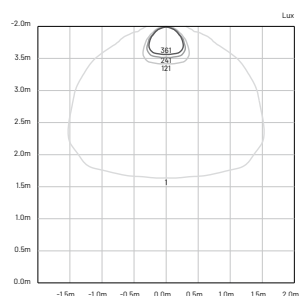
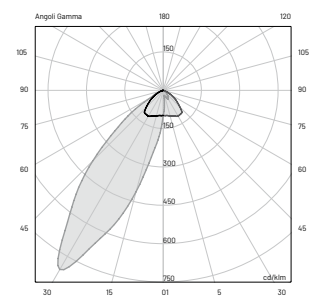
>90

L80-B15 > 60.000 h Ta 40°C

67

10

I

**MATERIALS**

<i>Body</i>	Die-cast aluminium EN47100
<i>Diffuser</i>	Extra clear tempered glass 12 mm
<i>Finishing</i>	Inox AISI 316L

ORDER CODE

MI 75 V0_ _ HB 10 Z

<i>Beam</i>	S Spot
	M Medium
	W Wide flood
	A Asymmetric
<i>Model</i>	2 Round frame
	Round frame for flush-mounted installation
	3
	4 Square frame

Example MI 75 V02 S H B 10 Z

INCLUDED ACCESSORIES

<i>Code</i>	<i>Description</i>	<i>Page</i>
-	0.5 m length cable H05RN-F	-
-	Housing box	-

AVAILABLE ACCESSORIES

<i>Code</i>	<i>Description</i>	<i>Page</i>
0201007V0200	Sandblasted glass	538





mira 220

FLOOR RECESSED



Wattage 19.5 W

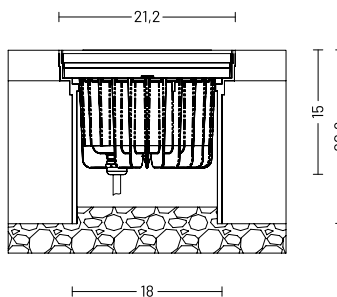
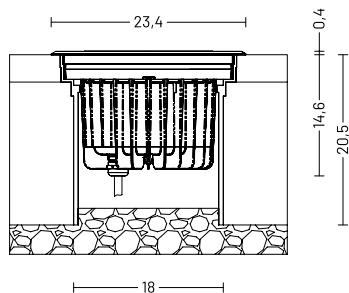
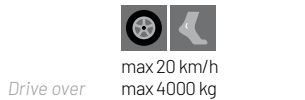
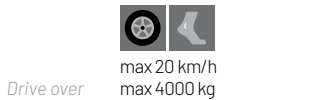

Wattage 19.5 W

Wattage 19.5 W

Voltage 220-240 Vac

Voltage 220-240 Vac

Voltage 220-240 Vac





mira 220

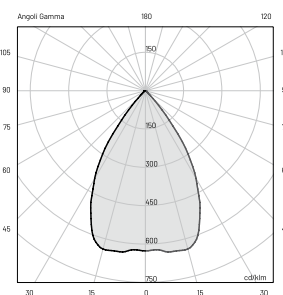
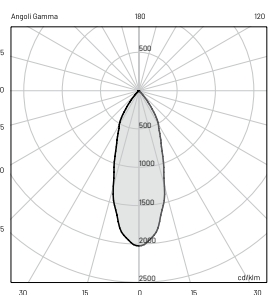
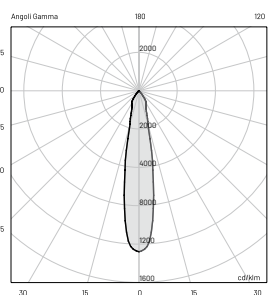
TECHNICAL SPECIFICATIONS

	SPOT	MEDIUM	WIDE FLOOD
Source lamp	LED 19.5 W	LED 19.5 W	LED 19.5 W
Total wattage	23 W	23 W	23 W
Voltage	220-240 Vac - 50/60 Hz	220-240 Vac - 50/60 Hz	220-240 Vac - 50/60 Hz
Control	On/Off (other controls on request*)	On/Off (other controls on request*)	On/Off (other controls on request*)
Light colour	3000 K (other colours on request**)	3000 K (other colours on request**)	3000 K (other colours on request**)
Luminous flux	1569 lm (2093 lm***)	1465 lm (2093 lm***)	1534 lm (2093 lm***)
Luminous efficacy	75 lm/W	64 lm/W	67 lm/W
McADAM steps	3	3	3
Beam	spot 11°	medium 30°	wide flood 65°
CRI	>90	>90	>90
Life time	L80-B15 > 60.000 h Ta 40°C	L80-B15 > 60.000 h Ta 40°C	L80-B15 > 60.000 h Ta 40°C
IP rating	67	67	67
IK rating	10	10	10
Insulation class	I	I	I

* Control available on request
DALI - 1/10V - DMX - TRIAC

** Light colour available on request
2200 K • 2700 K • RGBW

*** Source flux



E (LUX)

H (m)	lux (3000 K)	Ø (m)
1.00	27300	0.2
2.00	6840	0.4
3.00	3000	0.6
4.00	1700	0.8
5.00	1080	1

E (LUX)

H (m)	lux (3000 K)	Ø (m)
1.00	4300	0.5
2.00	1070	1.1
3.00	470	1.6
4.00	270	2.2
5.00	170	2.8

E (LUX)

H (m)	lux (3000 K)	Ø (m)
1.00	1320	1.3
2.00	330	2.6
3.00	145	3.9
4.00	82	5.2
5.00	52	6.5

ASYMMETRIC

LED 19.5 W

23 W

220-240 Vac - 50/60 Hz

On/Off (other controls on request*)

3000 K (other colours on request**)

1534 lm (2093 lm***)

67 lm/W

3

asymmetric 70° x B40°

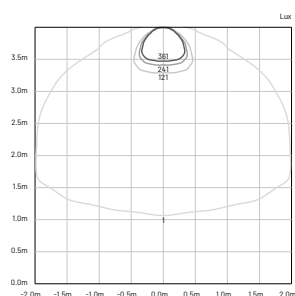
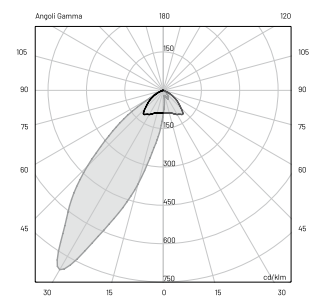
>90

L80-B15 > 60.000 h Ta 40°C

67

10

I

**MATERIALS**

<i>Body</i>	Die-cast aluminium EN47100
<i>Diffuser</i>	Extra clear tempered glass 19 mm
<i>Finishing</i>	Inox AISI 316L

ORDER CODE

MI 8 5 V0_ _ HB 10 Z

<i>Beam</i>	S	Spot
	M	Medium
	W	Wide flood
	A	Asymmetric
<i>Model</i>	2	Round frame
	3	Round frame for flush-mounted installation
	4	Square frame

Example MI 8 5 V02 **S** H B 10 Z

INCLUDED ACCESSORIES

<i>Code</i>	<i>Description</i>	<i>Page</i>
-	2 m length cable H07RN-F	-
-	Housing box	-

AVAILABLE ACCESSORIES

<i>Code</i>	<i>Description</i>	<i>Page</i>
00KAV04	Set antivandalism screws	535
0201001V0200	Sandblasted glass	538
0201001V0400	Non-slip glass	538
0303CA3	Tool for antivandalism screws	538
0404M003	Loop-in loop-out IP68	538





390

mira 45 LT

design by Landa R&D

THE INVISIBLE RECESSED PROJECTOR.

[IL PROIETTORE CON INCASSO INVISIBILE.]



392

mira 45 LT

PRODUCT RANGE

FLOOR RECESSED



MIRA 45 LT
> 394

WALL RECESSED



MIRA 45 LT
> 394

CE EAC



mira 45 LT

FLOOR RECESSED



WALL RECESSED

Wattage 2 WVoltage 24 Vdc

Beam

Technology Wattage 2 WVoltage 24 Vdc

Beam

Technology 

TECHNICAL SPECIFICATIONS

Source lamp

Total wattage

Voltage

Control

Light colour

Luminous flux

Luminous efficacy

McADAM steps

Beam

CRI

Life time

IP rating

IK rating

Insulation class

SPOT

LED 2 W

2 W

24 Vdc

Power supply not included
(other controls on request*)3000 K • 4000 K
(other colours on request**)118 lm (160 lm***) @ 3000 K
118 lm (160 lm***) @ 4000 K59 lm/W @ 3000 K
59 lm/W @ 4000 K

3

12°

> 90

L80-B15 > 60.000 h Ta 40°C

IP 66

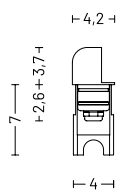
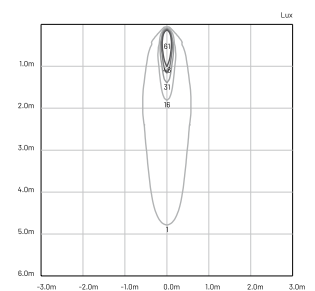
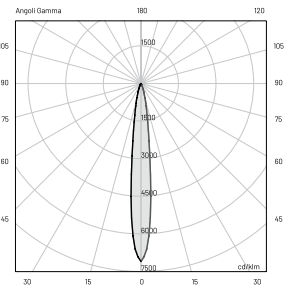
IK 06

III

* Control available
on request
DALI - 1/10V - DMX - TRIAC

** Light colour available
on request
2200 K • 2700 K • RGBW

*** Source flux



FLOOD

LED 2 W

2 W

24 Vdc

Power supply not included
(other controls on request*)3000 K + 4000 K
(other colours on request**)102 lm (160 lm***) @ 3000 K
102 lm (160 lm***) @ 4000 K51 lm/W @ 3000 K
51 lm/W @ 4000 K

3

35°

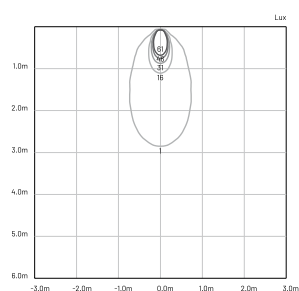
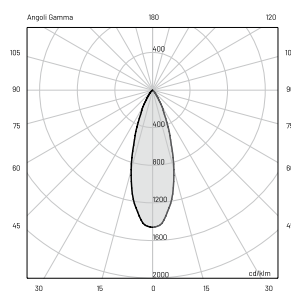
> 90

L80-B15 > 60.000 h Ta 40°C

IP 66

IK 06

III

**MATERIALS**Body Extruded aluminium EN AW6060Diffuser Extra clear polycarbonateFinishing Polyester powder paint**ORDER CODE**

MI 2 0 000 _ _ B 7 Z _

Finishing **H** Grey**L** GraphiteLight colour **N** 4000 K**H** 3000 KBeam **S** Spot**F** FloodExample MI 2 0 000 S N B 7 Z H**INCLUDED ACCESSORIES**

Code	Description	Page
-	1.5 m length cable	-
-	Housing box	-

AVAILABLE ACCESSORIES

Code	Description	Page
0404M009	Single connection IP68 (only for floor recessed)	539
0409BT014	Transformer _ 24 Vdc - 12 W (connect up to 4 pcs)	539
0409BT015	Transformer _ 24 Vdc - 25 W (connect up to 8 pcs)	539
0409BT016	Transformer _ 24 Vdc - 100 W (connect up to 30 pcs)	539









400

morphis

design by Innocenzo Rifino & Lorenzo Ruggieri

CLASSICISM AND TECHNOLOGY.

[CLASSICITÀ E TECNOLOGIA.]







morphis

PRODUCT RANGE

WALL LAMPS




MORPHIS_1
> 404



MORPHIS_1
> 404



MORPHIS_2
> 414



MORPHIS_3
> 424



MORPHIS_4
> 432

CEILING LAMP



MORPHIS_4
> 430

PENDANTS



MORPHIS_3
> 420



MORPHIS_4
> 430

BOLLARD



MORPHIS_1
> 408

POLES



MORPHIS_1
> 412



MORPHIS_2
> 418



MORPHIS_2
> 418



MORPHIS_2
> 418



MORPHIS_3
> 426



MORPHIS_3
> 426




MORPHIS_3
> 426



MORPHIS_4
> 436



MORPHIS_4
> 436



MORPHIS_4
> 436



morphis_1

WALL LAMP



Wattage 15 W

Voltage 220-240 Vac

Beam 

Wattage 15 W

Voltage 220-240 Vac

Beam 

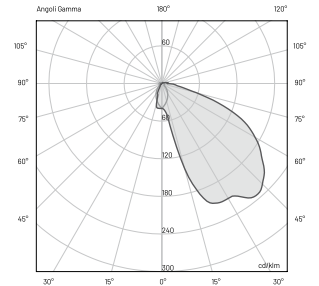
TECHNICAL SPECIFICATIONS

<i>Source lamp</i>	<u>DIFFUSE cod. MO 30</u>
<i>Total wattage</i>	<u>LED 15 W</u>
<i>Voltage</i>	<u>220-240 Vac, 50-60 Hz</u>
<i>Control</i>	<u>On/Off (other controls on request*)</u>
<i>Light colour</i>	<u>3000 K • 4000 K (other colours on request**)</u>
<i>Luminous flux</i>	<u>750 lm (1700 lm***) @ 3000 K 800 lm (1800 lm***) @ 4000 K</u>
<i>Luminous efficacy</i>	<u>42 lm/W @ 3000 K 45 lm/W @ 4000 K</u>
<i>McADAM steps</i>	<u>3</u>
<i>Beam</i>	<u>Diffuse</u>
<i>CRI</i>	<u>> 90</u>
<i>Life time</i>	<u>L80-B15 > 60.000 h Ta 40°C</u>
<i>IP rating</i>	<u>IP 65</u>
<i>IK rating</i>	<u>IK 08</u>
<i>Insulation class</i>	<u>I</u>

* **Control available on request**
DALI - 1/10V - DMX - TRIAC

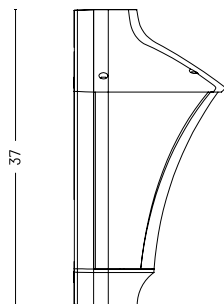
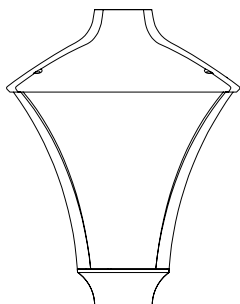
** **Light colour available on request**
2200 K • 2700 K

*** Source flux



28

19,5



DIFFUSE cod. M0 33

LED 15 W

18 W

220-240 Vac, 50-60 Hz

On/Off (other controls on request*)

3000 K • 4000 K
(other colours on request**)600 lm (1700 lm***) @ 3000 K
630 lm (1800 lm***) @ 4000 K34 lm/W @ 3000 K
35 lm/W @ 4000 K

3

Diffuse

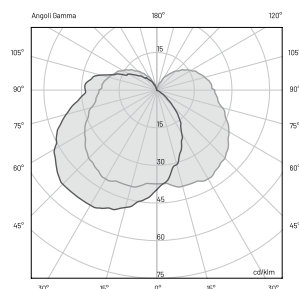
> 90

L80-B15 > 60.000 h Ta 40°C

IP 65

IK 08

I

**MATERIALS***Body*

Die-cast aluminium EN47100

Diffuser

Extra clear or opal polycarbonate

Finishing

Polyester powder paint

ORDER CODE**M0 3 _ PAR D _ B 1 0 _***Finishing***G** Black**L** Graphite**P** Black/green**R** Black/silver**S** Black/copper**V** Oxide*Light colour***N** 4000 K**H** 3000 K*Diffuser***0** Extra clear**3** Opal*Example***M0 3 0 PAR D N B 1 0 G**





morphis_1

BOLLARD



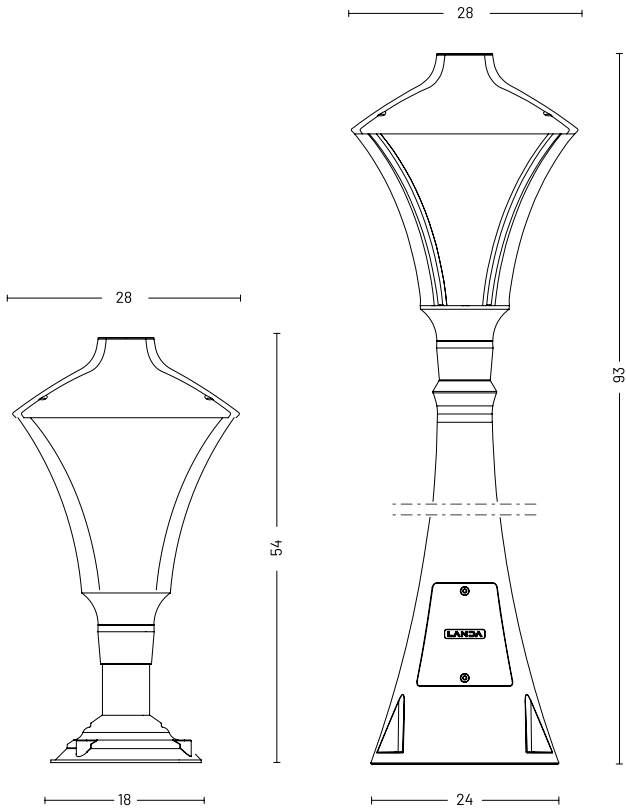
Wattage 29 W

Voltage 220-240 Vac

Beam 

TECHNICAL SPECIFICATIONS

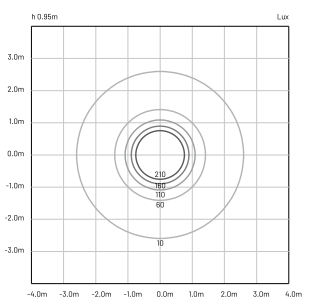
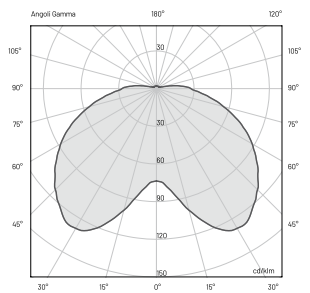
Source lamp	<u>LED 29 W</u>
Total wattage	<u>33 W</u>
Voltage	<u>220-240 Vac, 50-60 Hz</u>
Control	<u>On/Off (other controls on request*)</u>
Light colour	<u>3000 K • 4000 K (other colours on request**)</u>
Luminous flux	<u>1700 lm (3400 lm***) @ 3000 K 1800 lm (3600 lm***) @ 4000 K</u>
Luminous efficacy	<u>48 lm/W @ 3000 K 52 lm/W @ 4000 K</u>
McADAM steps	<u>3</u>
Beam	<u>Diffuse</u>
CRI	<u>> 90</u>
Life time	<u>L80-B15 > 60.000 h Ta 40°C</u>
IP rating	<u>IP 65</u>
IK rating	<u>IK 08</u>
Insulation class	<u>I</u>



* **Control available on request**
DALI - 1/10V - DMX - TRIAC

** **Light colour available on request**
2200 K • 2700 K







*** **Source flux**



MATERIALS

<i>Body</i>	Die-cast aluminium EN47100
<i>Diffuser</i>	Extra clear polycarbonate
<i>Finishing</i>	Polyester powder paint

ORDER CODE

M0 4 0		D		B 1 0	
		<i>Finishing</i>	G	Black	
			L	Graphite	
			P	Black/green	
			R	Black/silver	
			S	Black/copper	
			V	Oxide	
		<i>Light colour</i>	N	4000 K	
			H	3000 K	
		<i>Diffuser</i>	055	54 cm	
			095	93 cm	
		<i>Example</i>	M0 4 0 055 D N B 1 0 G		

AVAILABLE ACCESSORIES

<i>Code</i>	<i>Description</i>	<i>Page</i>
00A170.01P	Anchor bolt	532
0404M003	Loop-in loop-out IP68	538





morphis_1

POLE



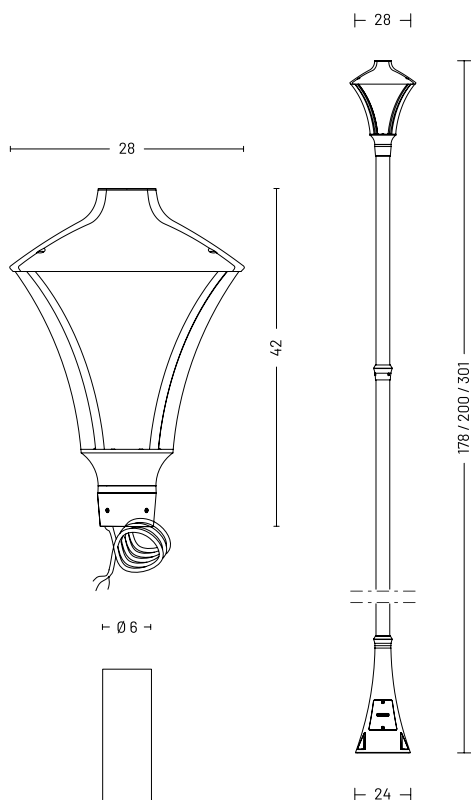
Wattage 29 W

Voltage 220-240 Vac

Beam 

TECHNICAL SPECIFICATIONS

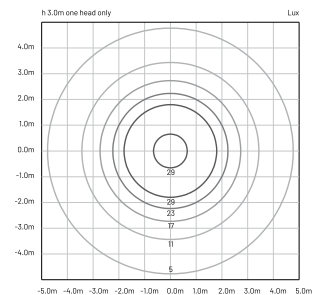
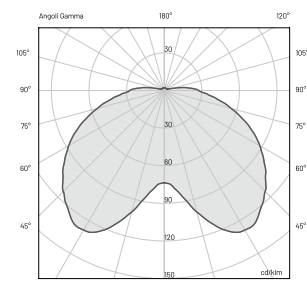
Source lamp	<u>LED 29 W</u>
Total wattage	<u>33 W</u>
Voltage	<u>220-240 Vac, 50-60 Hz</u>
Control	<u>On/Off (other controls on request*)</u>
Light colour	<u>3000 K • 4000 K (other colours on request**)</u>
Luminous flux	<u>1700 lm (3400 lm***) @ 3000 K 1800 lm (3600 lm***) @ 4000 K</u>
Luminous efficacy	<u>48 lm/W @ 3000 K 52 lm/W @ 4000 K</u>
McADAM steps	<u>3</u>
Beam	<u>Diffuse</u>
CRI	<u>> 90</u>
Life time	<u>L80-B15 > 60.000 h Ta 40°C</u>
IP rating	<u>IP 65</u>
IK rating	<u>IK 08</u>
Insulation class	<u>I</u>



* **Control available on request**
DALI - 1/10V - DMX - TRIAC

** **Light colour available on request**
2200 K • 2700 K







*** Source flux



MATERIALS

<i>Body</i>	Die-cast aluminium EN47100
<i>Diffuser</i>	Extra clear polycarbonate
<i>Finishing</i>	Polyester powder paint

ORDER CODE

M040		D		B10		
		<i>Finishing</i>	G	Black		
			L	Graphite		
			P	Black/green		
			R	Black/silver		
			S	Black/copper		
			V	Oxide		
		<i>Light colour</i>	N	4000 K		
			H	3000 K		
		<i>Height</i>	PAT	Head only		
			180	178 cm		
			200	200 cm		
			300	301 cm		
		<i>Example</i>	M040PATDNB10G			

AVAILABLE ACCESSORIES

<i>Code</i>	<i>Description</i>	<i>Page</i>
00A170.01P	Anchor bolt	532
0404M003	Loop-in loop-out IP68	538

morphis_2

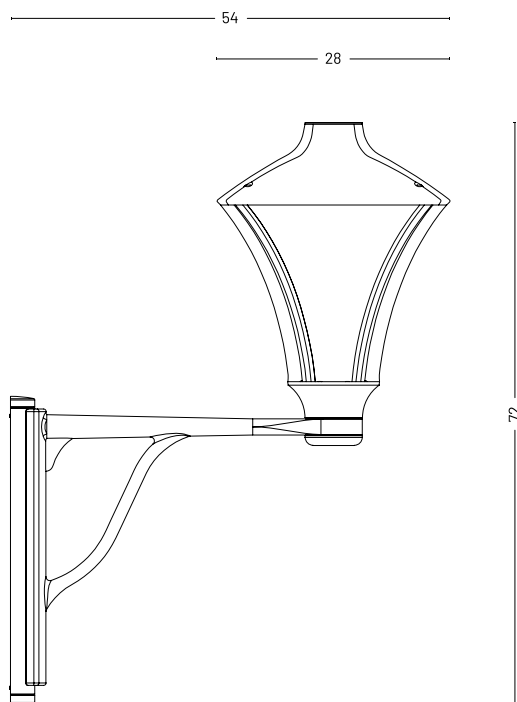
WALL LAMP



Wattage 29 W

Voltage 220-240 Vac

Beam 



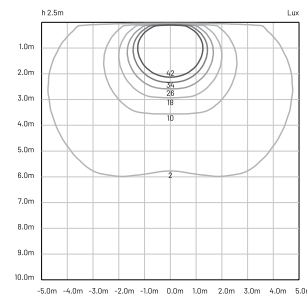
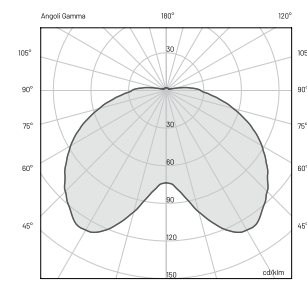
TECHNICAL SPECIFICATIONS

Source lamp	LED 29 W
Total wattage	33 W
Voltage	220-240 Vac, 50-60 Hz
Control	On/Off (other controls on request*)
Light colour	3000 K • 4000 K (other colours on request**)
Luminous flux	1700 lm (3400 lm***) @ 3000 K 1800 lm (3600 lm***) @ 4000 K
Luminous efficacy	48 lm/W @ 3000 K 52 lm/W @ 4000 K
McADAM steps	3
Beam	Diffuse
CRI	> 90
Life time	L80-B15 > 60.000 h Ta 40°C
IP rating	IP 65
IK rating	IK 08
Insulation class	I

* **Control available on request**
DALI - 1/10V - DMX - TRIAC

** **Light colour available on request**
2200 K • 2700 K

*** Source flux









MATERIALS

<i>Body</i>	Die-cast aluminium EN47100
<i>Diffuser</i>	Extra clear polycarbonate
<i>Finishing</i>	Polyester powder paint

ORDER CODE

MO 4 0 PAB D _ B 10 _

<i>Finishing</i>	G	Black	
	L	Graphite	
	P	Black/green	
	R	Black/silver	
	S	Black/copper	
	V	Oxide	
<i>Light colour</i>	N	4000 K	
	H	3000 K	

Example MO 4 0 PAA D N B 10 G

AVAILABLE ACCESSORIES

<i>Code</i>	<i>Description</i>	<i>Page</i>
00596	Corner bracket	532





morphis_2

POLE



Wattage 29 W

Voltage 220-240 Vac

Beam 



Wattage 2 x 29 W

Voltage 220-240 Vac

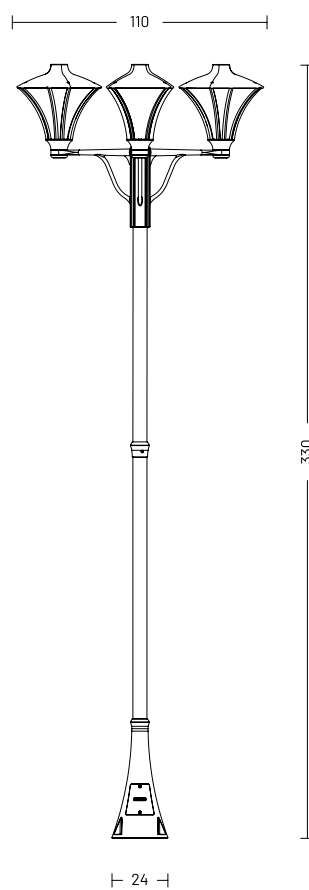
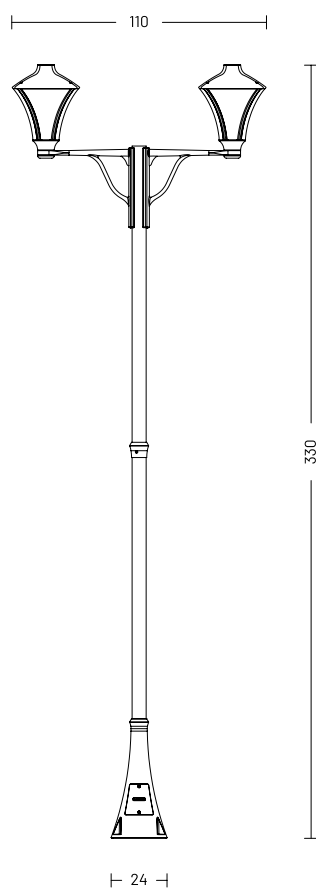
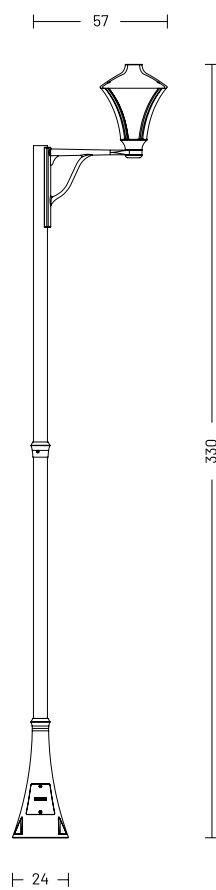
Beam 



Wattage 3 x 29 W

Voltage 220-240 Vac

Beam 



morphis_3

PENDANT



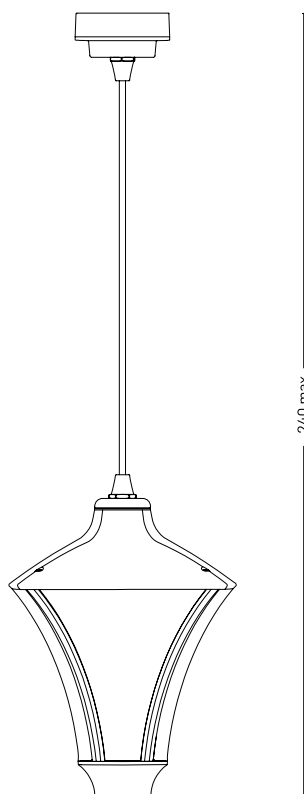
Wattage 29 W

Voltage 220-240 Vac

Beam 

28

12



TECHNICAL SPECIFICATIONS

Source lamp

Total wattage

Voltage

Control

Light colour

Luminous flux

Luminous efficacy

McADAM steps

Beam

CRI

Life time

IP rating

IK rating

Insulation class

DIFFUSE

LED 29 W

33 W

220-240 Vac, 50-60 Hz

On/Off (other controls on request*)

3000 K • 4000 K
(other colours on request**)

1700 lm (3400 lm***) @ 3000 K
1800 lm (3600 lm***) @ 4000 K

48 lm/W @ 3000 K
52 lm/W @ 4000 K

3

Diffuse

> 90

L80-B15 > 60.000 h Ta 40°C

IP 65

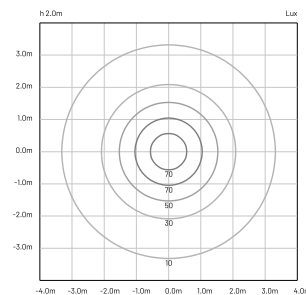
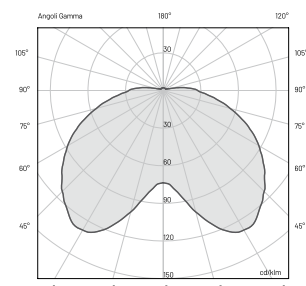
IK 08

I

* **Control available on request**
DALI - 1/10V - DMX - TRIAC

** **Light colour available on request**
2200 K • 2700 K

*** Source flux









MATERIALS

<i>Body</i>	Die-cast aluminium EN47100
<i>Diffuser</i>	Extra clear polycarbonate (Morphis_3) Opal polycarbonate (Morphis_4)
<i>Finishing</i>	Polyester powder paint

ORDER CODE

MO 4 1 S O S D _ B 1 0 _

<i>Finishing</i>	G	Black	
	L	Graphite	
	P	Black/green	
	R	Black/silver	
	S	Black/copper	
	V	Oxide	
<i>Light colour</i>	N	4000 K	
	H	3000 K	

Example **MO 4 2 S O S D N B 1 0 G**





morphis_3

WALL LAMP



Wattage 29 W

Voltage 220-240 Vac

Beam 

TECHNICAL SPECIFICATIONS

Source lamp

Total wattage

Voltage

Control

Light colour

Luminous flux

Luminous efficacy

McADAM steps

Beam

CRI

Life time

IP rating

IK rating

Insulation class

DIFFUSE

LED 29 W

33 W

220-240 Vac, 50-60 Hz

On/Off (other controls on request*)

3000 K • 4000 K
(other colours on request**)

1700 lm (3400 lm***) @ 3000 K
1800 lm (3600 lm***) @ 4000 K

48 lm/W @ 3000 K
52 lm/W @ 4000 K

3

Diffuse

> 90

L80-B15 > 60.000 h Ta 40°C

IP 65

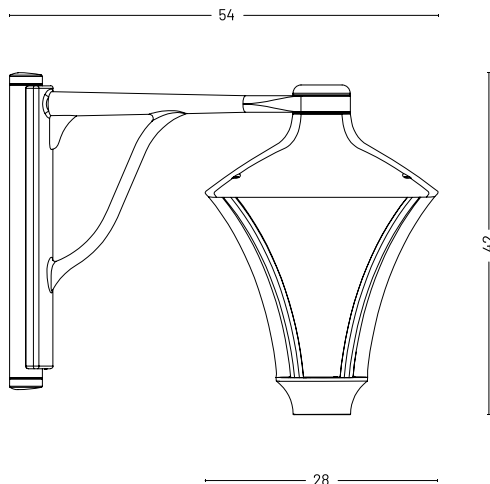
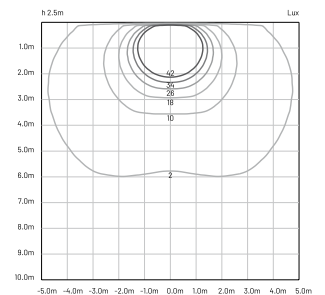
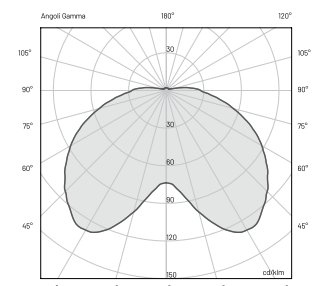
IK 08

I

* **Control available on request**
DALI - 1/10V - DMX - TRIAC

** **Light colour available on request**
2200 K • 2700 K

*** Source flux









MATERIALS

<i>Body</i>	Die-cast aluminium EN47100
<i>Diffuser</i>	Extra clear polycarbonate
<i>Finishing</i>	Polyester powder paint

ORDER CODE

MO 41PAB D _ B 10 _

<i>Finishing</i>	G	Black	
	L	Graphite	
	P	Black/green	
	R	Black/silver	
	S	Black/copper	
	V	Oxide	
<i>Light colour</i>	N	4000 K	
	H	3000 K	


Example MO 41PAB D N B 10 G

AVAILABLE ACCESSORIES

<i>Code</i>	<i>Description</i>	<i>Page</i>
00596	Corner bracket	532

morphis_3

POLE



Wattage 29 W

Voltage 220-240 Vac

Beam 



Wattage 2 x 29 W

Voltage 220-240 Vac

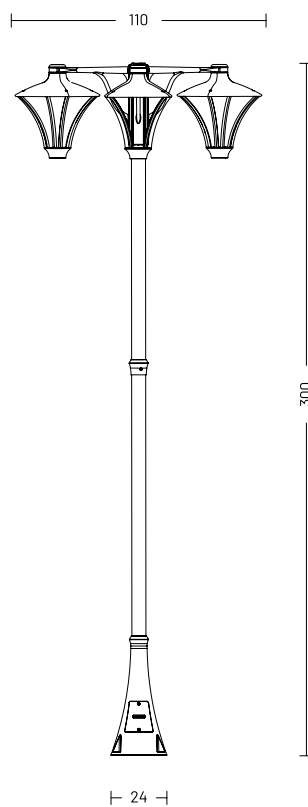
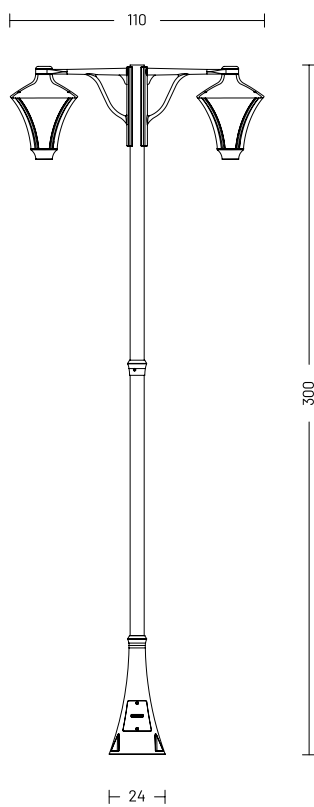
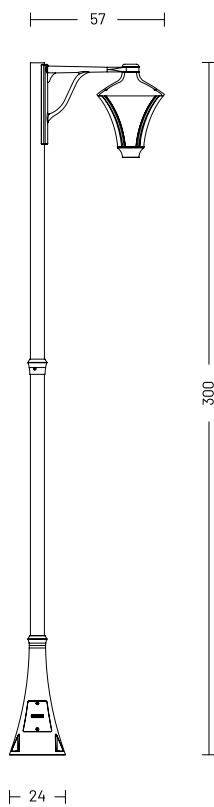
Beam 



Wattage 3 x 29 W

Voltage 220-240 Vac

Beam 



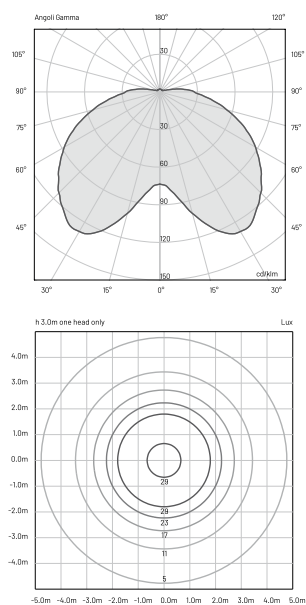
TECHNICAL SPECIFICATIONS

	DIFFUSE
Source lamp	LED 29 W
Total wattage	33 W
Voltage	220-240 Vac, 50-60 Hz
Control	On/Off (other controls on request*)
Light colour	3000 K • 4000 K (other colours on request**)
Luminous flux	1700 lm (3400 lm***) @ 3000 K 1800 lm (3600 lm***) @ 4000 K
Luminous efficacy	48 lm/W @ 3000 K 52 lm/W @ 4000 K
McADAM steps	3
Beam	Diffuse
CRI	> 90
Life time	L80-B15 > 60.000 h Ta 40°C
IP rating	IP 65
IK rating	IK 08
Insulation class	I

* Control available on request
DALI - 1/10V - DMX - TRIAC

** Light colour available on request
2200 K • 2700 K

*** Source flux



MATERIALS

Body	Die-cast aluminium EN47100
Diffuser	Extra clear polycarbonate
Finishing	Polyester powder paint

ORDER CODE

MO 41 _ _ _ _ D _ B 10 _

Finishing	G	Black	
	L	Graphite	
	P	Black/green	
	R	Black/silver	
	S	Black/copper	
Light colour	N	4000 K	
	H	3000 K	
Lamps	PA1	1 lamp	
	PA2	2 lamps	
	PA3	3 lamps	
Example	MO 41 PA1 D N B 10 G		

AVAILABLE ACCESSORIES

Code	Description	Page
00A170.01P	Anchor bolt	532
0404M003	Loop-in loop-out IP68	538





morphis_4

CEILING LAMP



Wattage 29 W

Voltage 220-240 Vac

Beam 

PENDANT



Wattage 29 W

Voltage 220-240 Vac

Beam 

TECHNICAL SPECIFICATIONS

Source lamp

Total wattage

Voltage

Control

Light colour

Luminous flux

Luminous efficacy

McADAM steps

Beam

CRI

Life time

IP rating

IK rating

Insulation class

DIFFUSE

LED 29 W

33 W

220-240 Vac, 50-60 Hz

On/Off (other controls on request*)

3000 K • 4000 K
(other colours on request**)

1550 lm (3400 lm***) @ 3000 K
1650 lm (3600 lm***) @ 4000 K

44 lm/W @ 3000 K
47 lm/W @ 4000 K

3

Diffuse

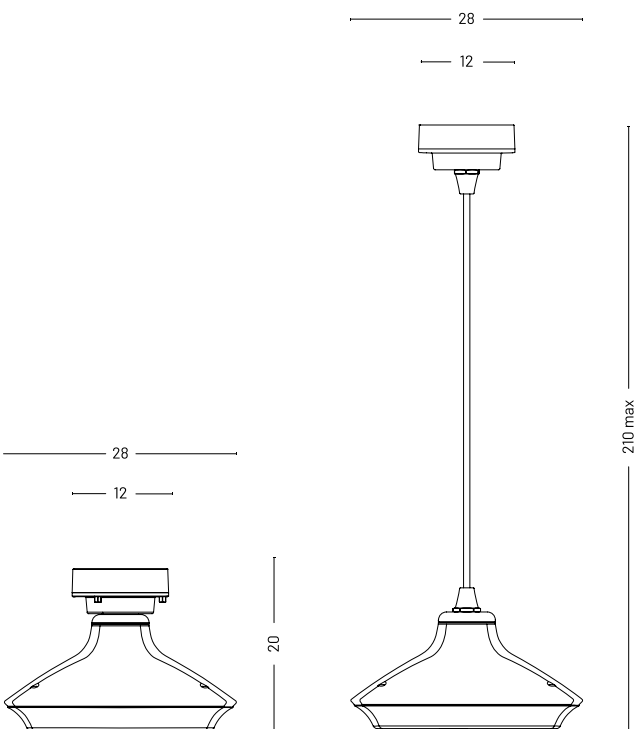
> 90

L80-B15 > 60.000 h Ta 40°C

IP 65

IK 08

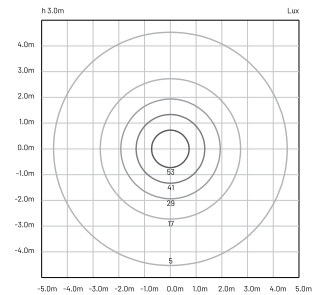
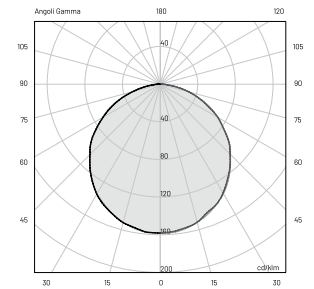
I



* Control available on request
DALI - 1/10V - DMX - TRIAC

** Light colour available on request
2200 K • 2700 K







*** Source flux



MATERIALS

<i>Body</i>	<u>Die-cast aluminium EN47100</u>
<i>Diffuser</i>	<u>Opal polycarbonate</u>
<i>Finishing</i>	<u>Polyester powder paint</u>

ORDER CODE

M042		D		B10	
	<i>Finishing</i>	G	Black		
		L	Graphite		
		P	Black/green		
		R	Black/silver		
		S	Black/copper		
		V	Oxide		
	<i>Light colour</i>	N	4000 K		
		H	3000 K		
	<i>Mounting</i>	SOF	Ceiling lamp		
		SOS	Pendant		
<i>Example</i>		<u>M042SOFDNB10G</u>			

morphis_4

WALL LAMP



Wattage 29 W

Voltage 220-240 Vac

Beam 

TECHNICAL SPECIFICATIONS

Source lamp

Total wattage

Voltage

Control

Light colour

Luminous flux

Luminous efficacy

McADAM steps

Beam

CRI

Life time

IP rating

IK rating

Insulation class

DIFFUSE

LED 29 W

33 W

220-240 Vac, 50-60 Hz

On/Off (other controls on request*)

3000 K • 4000 K
(other colours on request**)

1550 lm (3400 lm***) @ 3000 K
1650 lm (3600 lm***) @ 4000 K

44 lm/W @ 3000 K
47 lm/W @ 4000 K

3

Diffuse

> 90

L80-B15 > 60.000 h Ta 40°C

IP 65

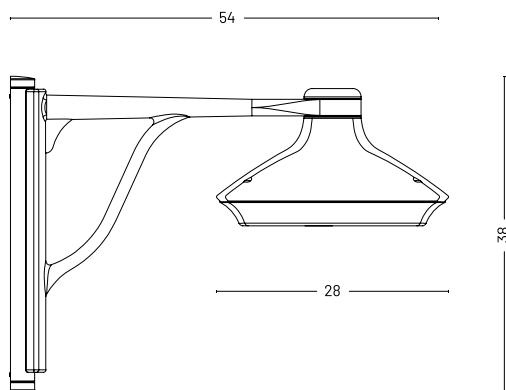
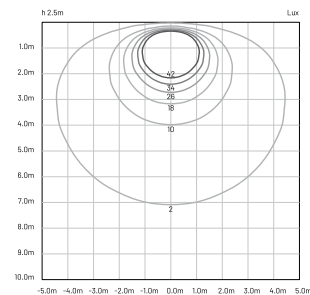
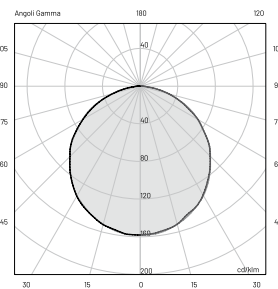
IK 08

I

* **Control available on request**
DALI - 1/10V - DMX - TRIAC

** **Light colour available on request**
2200 K • 2700 K

*** Source flux









MATERIALS

<i>Body</i>	Die-cast aluminium EN47100
<i>Diffuser</i>	Opal polycarbonate
<i>Finishing</i>	Polyester powder paint

ORDER CODE

MO 4 2 PAB D _ B 10 _

<i>Finishing</i>	G	Black	
	L	Graphite	
	P	Black/green	
	R	Black/silver	
	S	Black/copper	
	V	Oxide	
<i>Light colour</i>	N	4000 K	
	H	3000 K	

Example MO 4 2 PAB D **N** B 10 **G**

AVAILABLE ACCESSORIES

<i>Code</i>	<i>Description</i>	<i>Page</i>
00596	Corner bracket	532





morphis_4

POLE



Wattage 29 W

Voltage 220-240 Vac

Beam 



Wattage 2 x 29 W

Voltage 220-240 Vac

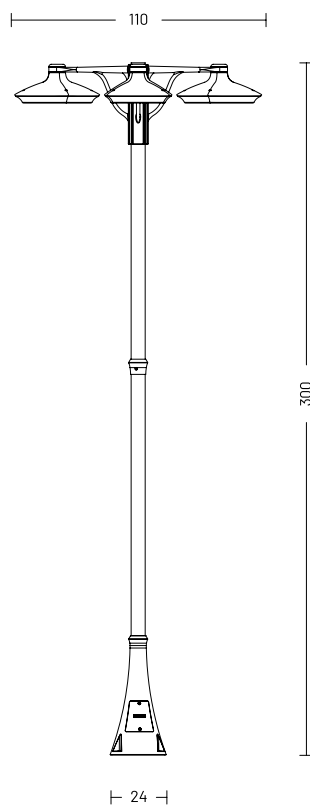
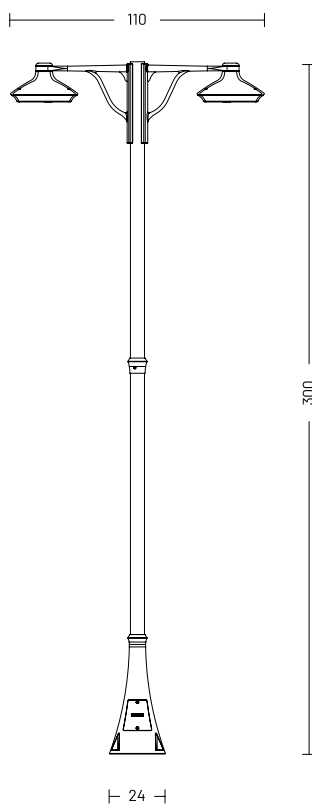
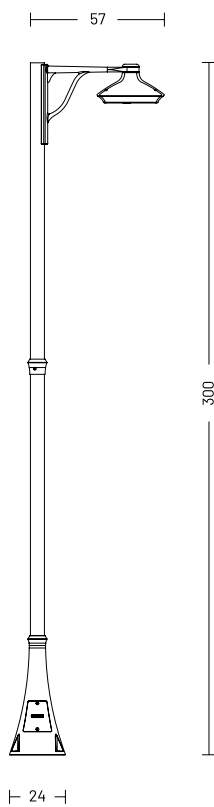
Beam 



Wattage 3 x 29 W

Voltage 220-240 Vac

Beam 



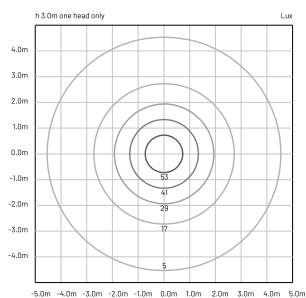
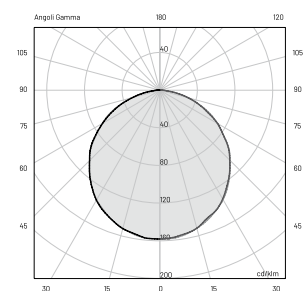
TECHNICAL SPECIFICATIONS

	DIFFUSE
Source lamp	LED 29 W
Total wattage	33 W
Voltage	220-240 Vac, 50-60 Hz
Control	On/Off (other controls on request*)
Light colour	3000 K • 4000 K (other colours on request**)
Luminous flux	1550 lm (3400 lm***) @ 3000 K 1650 lm (3600 lm***) @ 4000 K
Luminous efficacy	44 lm/W @ 3000 K 47 lm/W @ 4000 K
McADAM steps	3
Beam	Diffuse
CRI	> 90
Life time	L80-B15 > 60.000 h Ta 40°C
IP rating	IP 65
IK rating	IK 08
Insulation class	I

* Control available on request
DALI - 1/10V - DMX - TRIAC

** Light colour available on request
2200 K • 2700 K

*** Source flux



MATERIALS

Body	Die-cast aluminium EN47100
Diffuser	Extra clear polycarbonate
Finishing	Polyester powder paint

ORDER CODE

M0 4 2	D	B 10	
	Finishing	G	Black
		L	Graphite
		P	Black/green
		R	Black/silver
		S	Black/copper
		V	Oxide
	Light colour	N	4000 K
		H	3000 K
	Lamps	PA1	1 lamp
		PA2	2 lamps
		PA3	3 lamps
Example	M0 4 2 PA1 D N B 10 G		

AVAILABLE ACCESSORIES

Code	Description	Page
00A170.01P	Anchor bolt	532
0404M003	Loop-in loop-out IP68	538





440

nest

design by Landa R&D

NATURE AND LIGHT.

[NATURA E LUCE.]



PRODUCT RANGE

GARDEN LAMPS




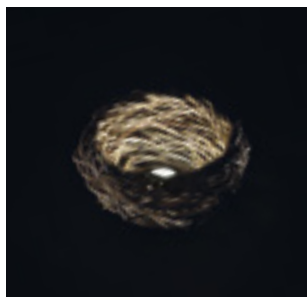
NEST
> 444



NEST
> 444



GARDEN LAMP

Wattage 8 WVoltage 220-240 VacBeam Wattage 8 WVoltage 220-240 VacBeam 

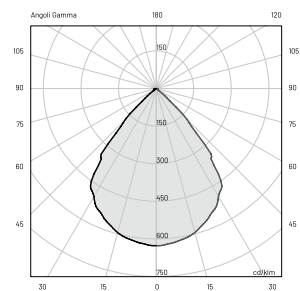
TECHNICAL SPECIFICATIONS

Source lamp	LED 8 W
Total wattage	8 W
Voltage	220-240 Vac, 50-60Hz
Control	On/Off (other controls on request*)
Light colour	3000 K (other colours on request**)
Luminous flux	175 lm (640 lm***)
Luminous efficacy	22 lm/W
McADAM steps	3
Beam	Diffuse
CRI	> 90
Life time	L80-B15 > 60.000 h Ta 40°C
IP rating	IP 65
IK rating	IK 08
Insulation class	I

* Control available on request
DALI - 1/10V - DMX - TRIAC

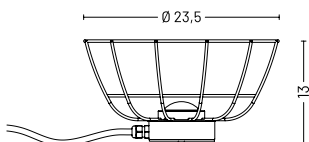
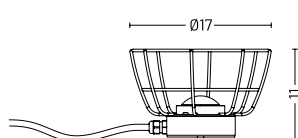
** Light colour available on request
2200 K • 2700 K • RGBW

*** Source flux



E (LUX)

H (m)	lux (3000 K)	Ø (m)
1.00	122	0.86
2.00	30	1.71
3.00	14	2.57
4.00	8	3.43
5.00	5	4.28



DIFFUSE • Ø 235 MM

LED 8 W

8 W

220-240 Vac, 50-60Hz

On/Off

3000 K

190 lm (640 lm*)

24 lm/W

3

Diffuse

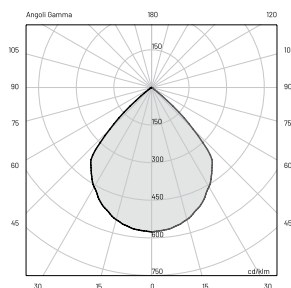
> 90

L80-B15 > 60.000 h Ta 40°C

IP 65

IK 08

I

**E (LUX)**

H (m)	lux (3000 K)	Ø (m)
1.00	122	0.94
2.00	30	1.89
3.00	14	2.83
4.00	8	3.78
5.00	5	4.72

MATERIALSBody Welded steel frame, aluminium heatsinkDiffuser Opal polycarbonateFinishing Braided willow with nanoparticle painting**ORDER CODE**

NS_0 000 D H B 10 G

Diameter **7** Ø 170 mm**8** Ø 235 mmExample NS 70 000 D H B 10 G**INCLUDED ACCESSORIES**

Code	Description	Page
0404M010	Single connection IP68	539
-	Tree rope	-
-	2 m length cable H05RN-F	-

AVAILABLE ACCESSORIES

Code	Description	Page
01083020000V	NS70 debris protection kit	538
01083030000V	NS80 debris protection kit	538





448

neway

design by Innocenzo Rifino & Lorenzo Ruggeri

LIGHT AND DESIGN.

[LUCE E DESIGN.]



450

neway

PRODUCT RANGE

BOLLARD



NEWAY
> 452

CE EAC



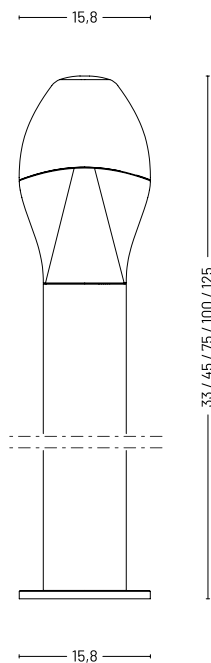
BOLLARD



Wattage 10 W

Voltage 220-240 Vac

Beam 



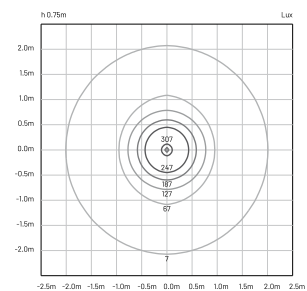
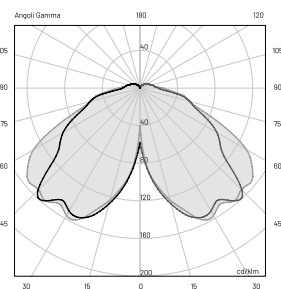
TECHNICAL SPECIFICATIONS

Source lamp	<u>LED 10 W</u>
Total wattage	<u>12 W</u>
Voltage	<u>220-240 Vac, 50-60 Hz</u>
Control	<u>On/Off (other controls on request*)</u>
Light colour	<u>3000 K • 4000 K (other colours on request**)</u>
Luminous flux	<u>890 lm (1200 lm***) @ 3000 K 940 lm (1300 lm***) @ 4000 K</u>
Luminous efficacy	<u>74.2 lm/W @ 3000 K 78 lm/W @ 4000 K</u>
McADAM steps	<u>3</u>
Beam	<u>Diffuse</u>
CRI	<u>> 90</u>
Life time	<u>L80-B15 > 60.000 h Ta 40°C</u>
IP rating	<u>IP 65</u>
IK rating	<u>IK 08</u>
Insulation class	<u>I</u>

* **Control available on request**
DALI - 1/10V - DMX - TRIAC

** **Light colour available on request**
2200 K • 2700 K • RGBW

*** Source flux






MATERIALS

<i>Body</i>	Die-cast aluminium EN47100 and extruded aluminum EN AW6060
<i>Diffuser</i>	Extra clear polycarbonate
<i>Finishing</i>	Polyester powder paint

ORDER CODE

NE 50 _ _ _ D _ B 10 _

<i>Finishing</i>	H	Grey	
	L	Graphite	
	V	Oxide	
<i>Light colour</i>	N	4000 K	
	H	3000 K	
<i>Height</i>	035	35 cm	
	045	45 cm	
	075	75 cm	
	100	100 cm	
	125	125 cm	

Example NE 50 **035** D **H** B 10 **L**

AVAILABLE ACCESSORIES

<i>Code</i>	<i>Description</i>	<i>Page</i>
00A405	Root mounting kit	532
00A405.01P	Anchor bolt	532





456

oko

design by Landa R&D

LEXICON AND SHAPE.

[LESSICO E FORMA.]



PRODUCT RANGE

WALL LAMP



OKO
> 460

BOLLARD



OKO
> 462



WALL LAMP



Wattage 6 W

Voltage 220-240 Vac

Beam 

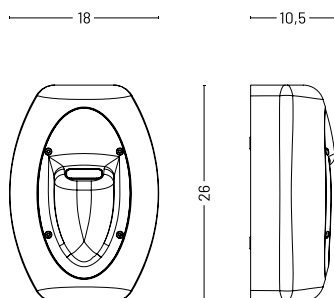
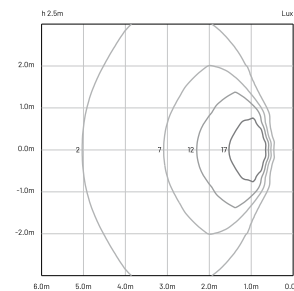
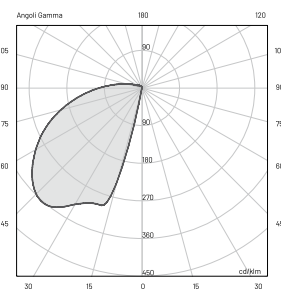
TECHNICAL SPECIFICATIONS

Source lamp	ASYMMETRIC LED 6 W
Total wattage	9 W
Voltage	220-240 Vac, 50-60 Hz
Control	On/Off (other controls on request*)
Light colour	3000 K • 4000 K (other colours on request**)
Luminous flux	263 lm (520 lm***) @ 3000 K 285 lm (550 lm***) @ 4000 K
Luminous efficacy	30 lm/W @ 3000 K 32 lm/W @ 4000 K
McADAM steps	3
Beam	Asymmetric
CRI	> 90
Life time	L80-B15 > 60.000 h Ta 40°C
IP rating	IP 65
IK rating	IK 08
Insulation class	I

* **Control available on request**
DALI - 1/10V - DMX - TRIAC

** **Light colour available on request**
2200 K • 2700 K

*** Source flux





MATERIALS

<i>Body</i>	<u>Die-cast aluminium EN47000</u>
<i>Diffuser</i>	<u>Extra clear polycarbonate</u>
<i>Finishing</i>	<u>Polyester powder paint</u>

ORDER CODE

OK10PARA_B10_

<i>Finishing</i>	<u>L</u>	<u>Graphite</u>	
	<u>V</u>	<u>Oxide</u>	
<i>Light colour</i>	<u>N</u>	<u>4000 K</u>	
	<u>H</u>	<u>3000 K</u>	

Example OK10PARANB10L

BOLLARD



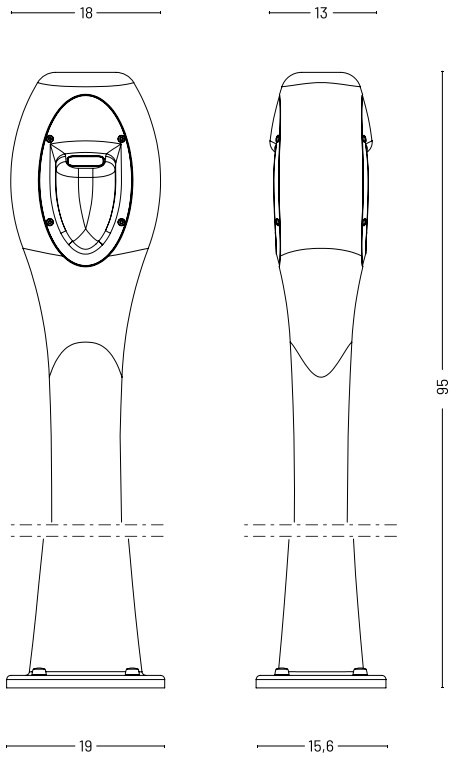
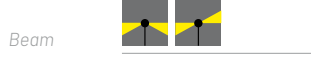
Wattage 6 W

Voltage 220-240 Vac



Wattage 12 W

Voltage 220-240 Vac



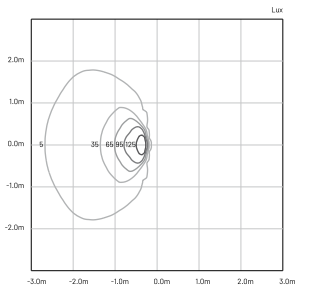
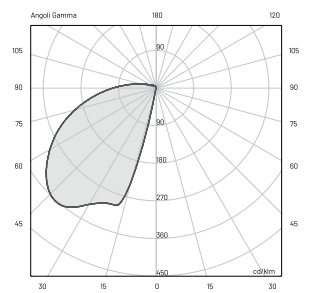
TECHNICAL SPECIFICATIONS

Source lamp	LED 6 W
Total wattage	9 W
Voltage	220-240 Vac, 50-60 Hz
Control	On/Off (other controls on request*)
Light colour	3000 K • 4000 K (other colours on request**)
Luminous flux	263 lm (520 lm***) @ 3000 K 285 lm (550 lm***) @ 4000 K
Luminous efficacy	30 lm/W @ 3000 K 32 lm/W @ 4000 K
McADAM steps	3
Beam	Asymmetric
CRI	> 90
Life time	L80-B15 > 60.000 h Ta 40°C
IP rating	IP 65
IK rating	IK 08
Insulation class	I

* **Control available on request**
DALI - 1/10V - DMX - TRIAC

** **Light colour available on request**
2200 K • 2700 K

*** Source flux



DOUBLE ASYMMETRIC

LED 12 W

16 W

220-240 Vac, 50-60 Hz

On/Off (other controls on request*)

3000 K • 4000 K
(other colours on request**)526 lm (1040 lm***) @ 3000 K
570 lm (1100 lm***) @ 4000 K30 lm/W @ 3000 K
32 lm/W @ 4000 K

3

Asymmetric

> 90

L80-B15 > 60.000 h Ta 40°C

IP 65

IK 08

I

DOUBLE ASYMMETRIC "UPSIDE DOWN"

LED 12 W

16 W

220-240 Vac, 50-60 Hz

On/Off (other controls on request*)

3000 K • 4000 K
(other colours on request**)526 lm (1040 lm***) @ 3000 K
570 lm (1100 lm***) @ 4000 K30 lm/W @ 3000 K
32 lm/W @ 4000 K

3

Asymmetric

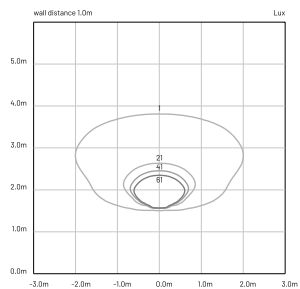
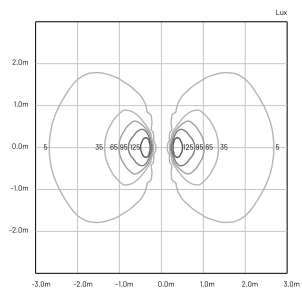
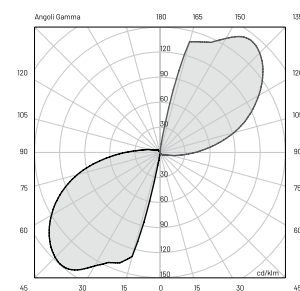
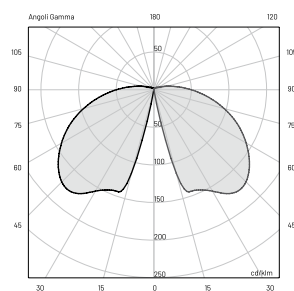
> 90

L80-B15 > 60.000 h Ta 40°C

IP 65

IK 08

I



The chart shows only the upward projection with the product positioned 1 m from the wall.
The ground projection is the same as for Oko single asymmetric.

MATERIALS

Body

Die-cast aluminium EN47000

Diffuser

Extra clear polycarbonate

Finishing

Polyester powder paint

ORDER CODE

Single emission

OK 10 095 A _ B 10 _

Finishing

L Graphite



V Oxide



Light colour

N 4000 K

H 3000 K

Double emission

OK 1 _ 095 4 _ B 10 _

Finishing

L Graphite



V Oxide



Light colour

N 4000 K

H 3000 K

Model

0 Double emission

1 Double emission
"upside down"

Example

OK 10 095 A N B 10 L

AVAILABLE ACCESSORIES

Code	Description	Page
00A406.01P	Anchor bolt	532
0404M003	Loop-in loop-out IP68	538

464

polos

design by Landa R&D

**FUNCTIONALITY, SYNTHESIS
OF LIGHT AND SHAPE.**

[FUNZIONALITÀ, SINTESI DI LUCE E FORMA.]



PRODUCT RANGE

WALL LAMPS

POLOS_1
> 468POLOS_2
> 476

BOLLARDS

POLOS_1
> 472POLOS_2
> 478

POLE

POLOS_2
> 480



polos_1

WALL LAMP



Wattage 14 W

Voltage 220-240 Vac

Beam 

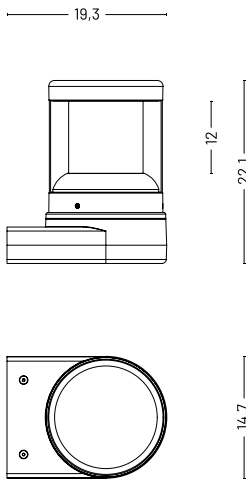
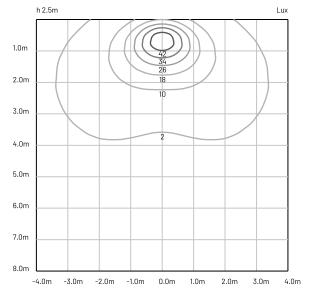
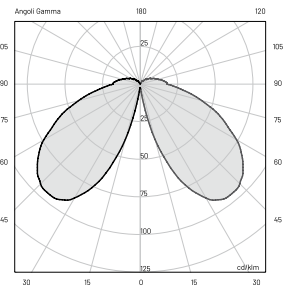
TECHNICAL SPECIFICATIONS

Source lamp	LED 14 W
Total wattage	16 W
Voltage	220-240 Vac, 50-60 Hz
Control	On/Off (other controls on request*)
Light colour	3000 K • 4000 K (other colours on request**)
Luminous flux	680 lm (1560 lm***) @ 3000 K 750 lm (1700 lm***) @ 4000 K
Luminous efficacy	42.5 lm/W @ 3000 K 47 lm/W @ 4000 K
McADAM steps	3
Beam	Diffuse
CRI	> 90
Life time	L80-B15 > 60.000 h Ta 40°C
IP rating	IP 65
IK rating	IK 08
Insulation class	I

* **Control available on request**
DALI - 1/10V - DMX - TRIAC

** **Light colour available on request**
2200 K • 2700 K • RGBW

*** Source flux







MATERIALS

<i>Body</i>	<u>Die-cast aluminium EN47100</u>
<i>Diffuser</i>	<u>Extra clear polycarbonate</u>
<i>Finishing</i>	<u>Polyester powder paint</u>

ORDER CODE

PO 2 0 P A R D _ B 1 0 _

<i>Finishing</i>	<u>G</u>	<u>Black</u>	
	<u>H</u>	<u>Grey</u>	
	<u>L</u>	<u>Graphite</u>	
	<u>V</u>	<u>Oxide</u>	
<i>Light colour</i>	<u>N</u>	<u>4000 K</u>	
	<u>H</u>	<u>3000 K</u>	

Example PO 2 0 P A R D N B 1 0 L





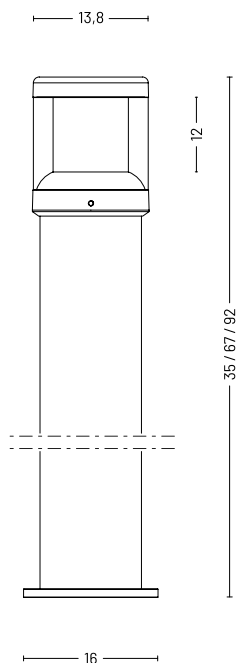
BOLLARD



Wattage 14 W

Voltage 220-240 Vac

Beam 



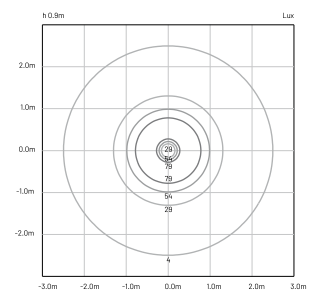
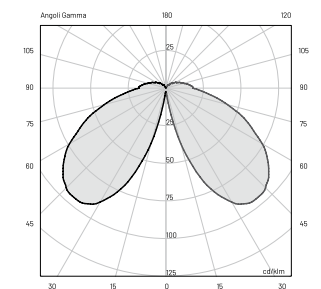
TECHNICAL SPECIFICATIONS

Source lamp	<u>LED 14 W</u>
Total wattage	<u>16 W</u>
Voltage	<u>220-240 Vac, 50-60 Hz</u>
Control	<u>On/Off (other controls on request*)</u>
Light colour	<u>3000 K • 4000 K (other colours on request**)</u>
Luminous flux	<u>680 lm (1560 lm***) @ 3000 K 750 lm (1700 lm***) @ 4000 K</u>
Luminous efficacy	<u>42.5 lm/W @ 3000 K 47 lm/W @ 4000 K</u>
McADAM steps	<u>3</u>
Beam	<u>Diffuse</u>
CRI	<u>> 90</u>
Life time	<u>L80-B15 > 60.000 h Ta 40°C</u>
IP rating	<u>IP 65</u>
IK rating	<u>IK 08</u>
Insulation class	<u>I</u>

* **Control available on request**
DALI - 1/10V - DMX - TRIAC

** **Light colour available on request**
2200 K • 2700 K • RGBW

*** Source flux



MATERIALS

<i>Body</i>	Die-cast aluminium EN47100
<i>Diffuser</i>	Extra clear polycarbonate
<i>Finishing</i>	Polyester powder paint

ORDER CODE

PO 2 0 _ _ _ D _ B 1 0 _	<i>Finishing</i>	G	Black	●	
		H	Grey	●	
		L	Graphite	●	
		V	Oxide	●	
	<i>Light colour</i>	N	4000 K		
		H	3000 K		
	<i>Height</i>	035	35 cm		
		070	67 cm		
		090	92 cm		
	<i>Example</i>	PO 2 0 035 D N B 1 0 L			

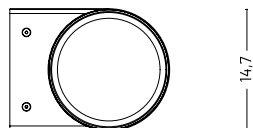
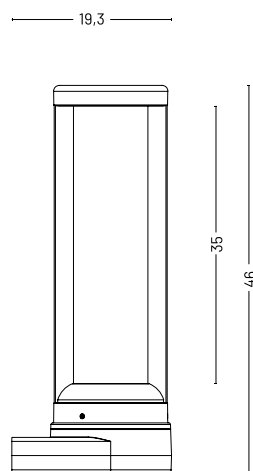
AVAILABLE ACCESSORIES

<i>Code</i>	<i>Description</i>	<i>Page</i>
00A405	Root mounting kit	532
00A405.01P	Anchor bolt	532
0404M003	Loop-in loop-out IP68	538
0404M004	Single connection IP68	538





WALL LAMP

Wattage 14 WVoltage 220-240 VacBeam 

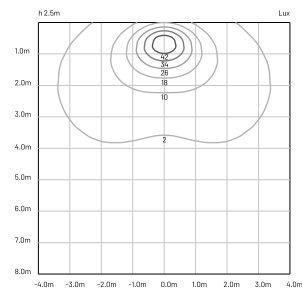
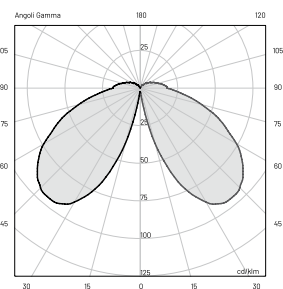
TECHNICAL SPECIFICATIONS

Source lamp	LED 14 W
Total wattage	16 W
Voltage	220-240 Vac, 50-60 Hz
Control	On/Off (other controls on request*)
Light colour	3000 K • 4000 K (other colours on request**)
Luminous flux	680 lm (1560 lm***) @ 3000 K 750 lm (1700 lm***) @ 4000 K
Luminous efficacy	42.5 lm/W @ 3000 K 47 lm/W @ 4000 K
McADAM steps	3
Beam	Diffuse
CRI	> 90
Life time	L80-B15 > 60.000 h Ta 40°C
IP rating	IP 65
IK rating	IK 08
Insulation class	I

* **Control available on request**
DALI - 1/10V - DMX - TRIAC

** **Light colour available on request**
2200 K • 2700 K • RGBW

*** Source flux



MATERIALS

<i>Body</i>	<u>Die-cast aluminium EN47100</u>
<i>Diffuser</i>	<u>Extra clear polycarbonate</u>
<i>Finishing</i>	<u>Polyester powder paint</u>

ORDER CODE

PO 30 PAR D _ B 10 _


<i>Finishing</i>	G	Black	●
	H	Grey	●
	L	Graphite	●
	V	Oxide	●
<i>Light colour</i>	N	4000 K	
	H	3000 K	

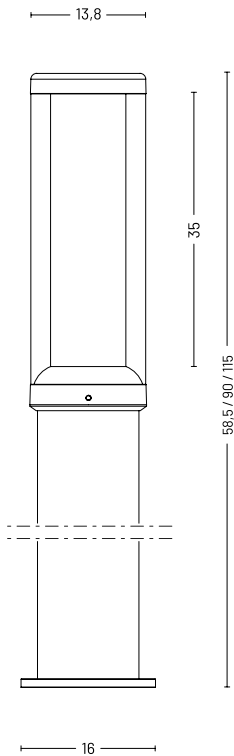
Example PO 30 PAR D N B 10 L

polos_2

BOLLARD



Wattage	14 W
Voltage	220-240 Vac
Beam	



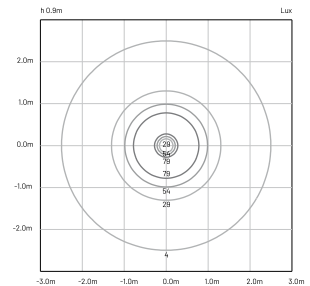
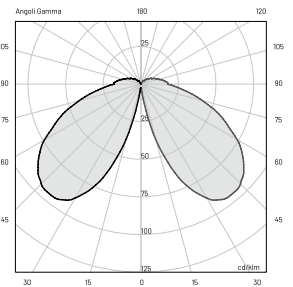
TECHNICAL SPECIFICATIONS

Source lamp	DIFFUSE
Total wattage	LED 14 W
Voltage	16 W
Control	220-240 Vac, 50-60 Hz
Light colour	On/Off (other controls on request*)
Luminous flux	3000 K • 4000 K (other colours on request**)
Luminous efficacy	680 lm (1560 lm***) @ 3000 K 750 lm (1700 lm***) @ 4000 K
McADAM steps	42.5 lm/W @ 3000 K 47 lm/W @ 4000 K
Beam	3
CRI	Diffuse
Life time	> 90
IP rating	L80-B15 > 60.000 h Ta 40°C
IK rating	IP 65
Insulation class	IK 08
	I

* **Control available on request**
DALI - 1/10V - DMX - TRIAC

** **Light colour available on request**
2200 K • 2700 K • RGBW





*** Source flux



MATERIALS

<i>Body</i>	Die-cast aluminium EN47100
<i>Diffuser</i>	Extra clear polycarbonate
<i>Finishing</i>	Polyester powder paint

ORDER CODE

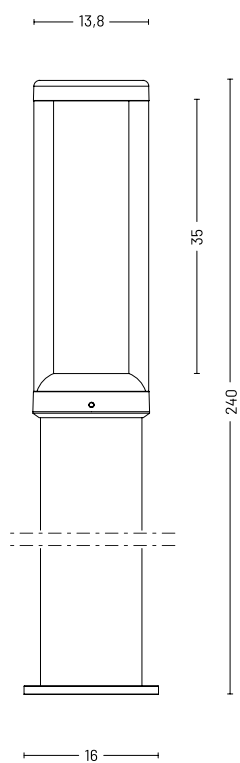
PO 3 0 _ _ _ D _ B 1 0 _	
<i>Finishing</i>	G Black 
	H Grey 
	L Graphite 
	V Oxide 
<i>Light colour</i>	N 4000 K
	H 3000 K
<i>Height</i>	060 58.5 cm
	090 90 cm
	115 115 cm
<i>Example</i>	PO 3 0 060 D N B 1 0 L

AVAILABLE ACCESSORIES

<i>Code</i>	<i>Description</i>	<i>Page</i>
00A405	Root mounting kit	532
00A405.01P	Anchor bolt	532
0404M003	Loop-in loop-out IP68	538
0404M004	Single connection IP68	538

polos_2

POLE

Wattage 14 WVoltage 220-240 VacBeam 

TECHNICAL SPECIFICATIONS

Source lamp

Total wattage

Voltage

Control

Light colour

Luminous flux

Luminous efficacy

McADAM steps

Beam

CRI

Life time

IP rating

IK rating

Insulation class

DIFFUSE

LED 14 W

16 W

220-240 Vac, 50-60 Hz

On/Off (other controls on request*)

3000 K • 4000 K
(other colours on request**)680 lm (1560 lm***) @ 3000 K
750 lm (1700 lm***) @ 4000 K42.5 lm/W @ 3000 K
47 lm/W @ 4000 K

3

Diffuse

> 90

L80-B15 > 60.000 h Ta 40°C

IP 65

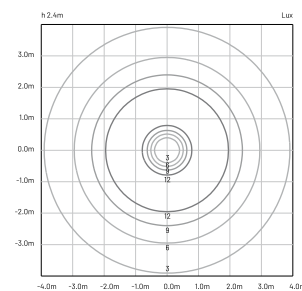
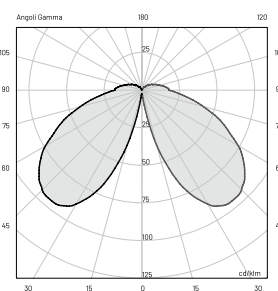
IK 08

I

* **Control available on request**
DALI - 1/10V - DMX - TRIAC

** **Light colour available on request**
2200 K • 2700 K • RGBW

*** Source flux







MATERIALS

<i>Body</i>	Die-cast aluminium EN47100
<i>Diffuser</i>	Extra clear polycarbonate
<i>Finishing</i>	Polyester powder paint

ORDER CODE

PO 3 0 240 D _ B 10 _

<i>Finishing</i>	G	Black	
	H	Grey	
	L	Graphite	
	V	Oxide	
<i>Light colour</i>	N	4000 K	
	H	3000 K	

Example PO 3 0 240 D N B 10 L

AVAILABLE ACCESSORIES

<i>Code</i>	<i>Description</i>	<i>Page</i>
00A405	Root mounting kit	532
00A405.01P	Anchor bolt	532
0404M003	Loop-in loop-out IP68	538
0404M004	Single connection IP68	538





484

titano

design by Landa R&D

PRACTICAL AND FORMAL.

[PRATICO E FORMALE.]



titano

PRODUCT RANGE

BOLLARDS



TITANO
> 488



TITANO_INOX
> 490



BOLLARD

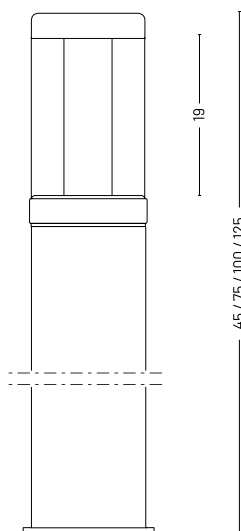


Wattage 10 W

Voltage 220-240 Vac

Beam 

14,5



TECHNICAL SPECIFICATIONS

Source lamp

Total wattage

Voltage

Control

Light colour

Luminous flux

Luminous efficacy

McADAM steps

Beam

CRI

Life time

IP rating

IK rating

Insulation class

DIFFUSE

LED 10 W

12 W

220-240 Vac, 50-60 Hz

On/Off (other controls on request*)

3000 K • 4000 K
(other colours on request**)

890 lm (1200 lm***) @ 3000 K
940 lm (1300 lm***) @ 4000 K

74.2 lm/W @ 3000 K
78 lm/W @ 4000 K

3

Diffuse

> 90

L80-B15 > 60.000 h Ta 40°C

IP 65

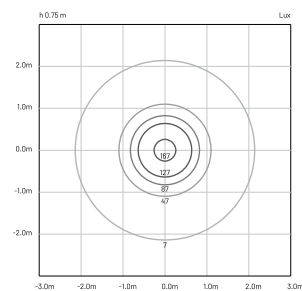
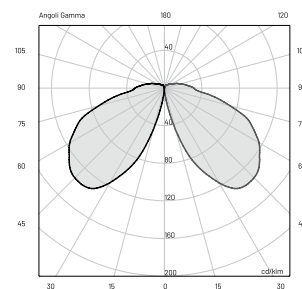
IK 08

I

* **Control available on request**
DALI - 1/10V - DMX - TRIAC

** **Light colour available on request**
2200 K • 2700 K • RGBW




*** Source flux



MATERIALS

<i>Body</i>	Extruded aluminium EN AW6060
<i>Diffuser</i>	Extra clear polycarbonate
<i>Finishing</i>	Polyester powder paint

ORDER CODE

TI 4 0 _ _ _ D _ B 1 0 _	
<i>Finishing</i>	G Black 
	L Graphite 
	V Oxide 
<i>Light colour</i>	N 4000 K
	H 3000 K
<i>Height</i>	045 45 cm
	075 75 cm
	100 100 cm
	125 125 cm
<i>Example</i>	TI 4 0 045 D H B 1 0 L

AVAILABLE ACCESSORIES

<i>Code</i>	<i>Description</i>	<i>Page</i>
00A400	Root mounting kit	532
00A400.01P	Anchor bolt	532
0404M003	Loop-in loop-out IP68	538
0404M004	Single connection IP68	538

titano_inox

BOLLARD

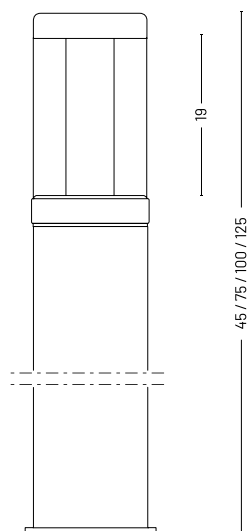


Wattage 10 W

Voltage 220-240 Vac

Beam 

14,5



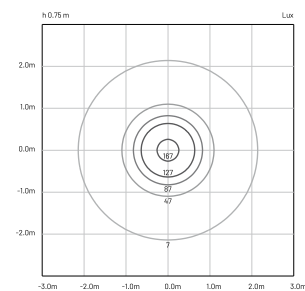
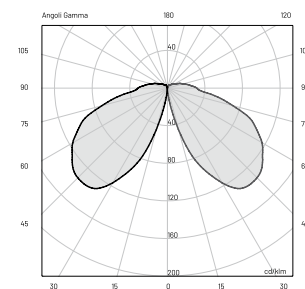
TECHNICAL SPECIFICATIONS

Source lamp	LED 10 W
Total wattage	12 W
Voltage	220-240 Vac, 50-60 Hz
Control	On/Off (other controls on request*)
Light colour	3000 K • 4000 K (other colours on request**)
Luminous flux	890 lm (1200 lm***) @ 3000 K 940 lm (1300 lm***) @ 4000 K
Luminous efficacy	74.2 lm/W @ 3000 K 78 lm/W @ 4000 K
McADAM steps	3
Beam	Diffuse
CRI	> 90
Life time	L80-B15 > 60.000 h Ta 40°C
IP rating	IP 65
IK rating	IK 08
Insulation class	I

* **Control available on request**
DALI - 1/10V - DMX - TRIAC

** **Light colour available on request**
2200 K • 2700 K • RGBW

*** Source flux



MATERIALS

<i>Body</i>	Inox AISI 316L
<i>Diffuser</i>	Extra clear polycarbonate
<i>Finishing</i>	Inox AISI 316L

ORDER CODE

TI 2 0	D	B	10 Z	<i>Light colour</i>	N	4000 K
					H	3000 K
				<i>Height</i>	045	45 cm
					075	75 cm
					100	100 cm
					125	125 cm

Example TI 2 0 045 D H B 10 Z

AVAILABLE ACCESSORIES

<i>Code</i>	<i>Description</i>	<i>Page</i>
00A400	Root mounting kit	532
00A400.01P	Anchor bolt	532
0404M004	Single connection IP68	538
0404M003	Loop-in loop-out IP68	538





494

tp-lamp

design by Landa R&D

LEGENDS OF LIGHT.

[LEGGENDE DI LUCE.]



tp-lamp

PRODUCT RANGE

GARDEN LAMPS

TP-LAMP
> 498TP-LAMP
> 502



tp-lamp

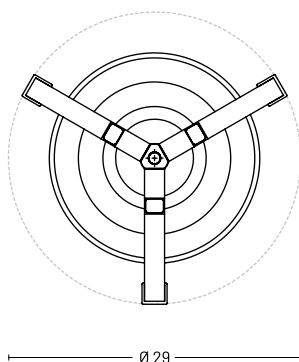
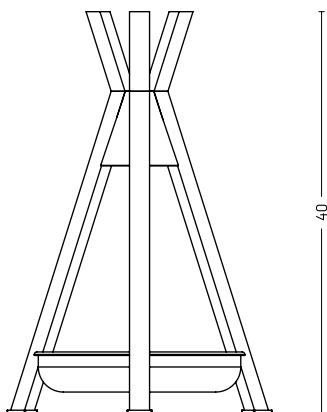
GARDEN LAMP



Wattage 2 W

Voltage 24 Vdc (standard)

Beam 



TECHNICAL SPECIFICATIONS

	DIFFUSE STANDARD
Source lamp	LED 2 W
Total wattage	2 W
Voltage	24 Vdc
Control	On/Off (other controls on request*)
Light colour	3000 K (other colours on request**)
Luminous flux	110 lm (290 lm***)
Luminous efficacy	55 lm/W
McADAM steps	3
Beam	diffuse
CRI	> 90
Life time	L80 > 60.000 h Ta 40°C
IP rating	IP 65
IK rating	IK 06
Insulation class	III
Note	-

* **Control available on request**
DALI - 1/10V - DMX - TRIAC

** **Light colour available on request**
2200 K • 2700 K • RGBW

*** Source flux

DIFFUSE RECHARGEABLE SWITCH

LED 2 W

2 W

-

On/Off (other controls on request*)

3000 K (other colours on request**)

110 lm (290 lm***)

55 lm/W

3

diffuse

> 90

L80 > 60.000 h Ta 40°C

IP 65

IK 06

-





charging port: USB TYPE-C 5 Vdc - 1A

MATERIALS

<i>Body</i>	Die-cast aluminium EN47100 and extruded aluminium EN-AW6060
<i>Diffuser</i>	Opal polycarbonate
<i>Finishing</i>	Polyester powder paint Black lighting body and tray

ORDER CODE

TP 2 0 000 D H B _ _ _ _

<i>Finishing</i>	G	Black	
	H	Grey	
	L	Graphite	
	V	Oxide	
<i>Supply</i>	7Z	Standard	
	40	Rechargeable	

Example TP 2 0 000 D H B **7ZL**

INCLUDED ACCESSORIES**STANDARD**

<i>Code</i>	<i>Description</i>	<i>Page</i>
-	2 m length cable	-

RECHARGEABLE

<i>Code</i>	<i>Description</i>	<i>Page</i>
-	3.7 Vdc Li-Ion battery	-

AVAILABLE ACCESSORIES**STANDARD**

<i>Code</i>	<i>Description</i>	<i>Page</i>
0409BT014	Transformer _ 24 Vdc - 12 W (connect up to 1 pc)	539

RECHARGEABLE

<i>Code</i>	<i>Description</i>	<i>Page</i>
0409BT051	5 Vdc - 3A Universal USB TYPE-C Charger	539





tp-lamp

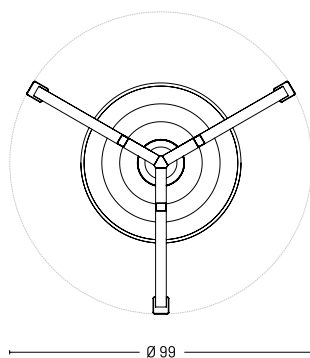
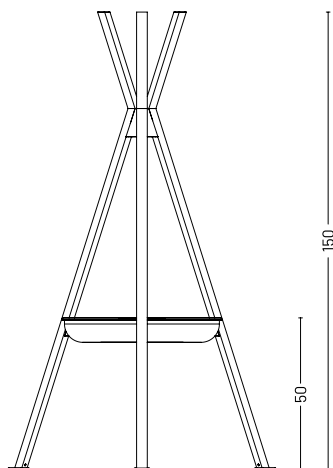
GARDEN LAMP



Wattage 8 W

Voltage 220-240 Vac

Beam 



TECHNICAL SPECIFICATIONS

Source lamp	LED 8 W
Total wattage	10 W
Voltage	220-240 Vac, 50-60Hz
Control	On/Off (other controls on request*)
Light colour	3000 K (other colours on request**)
Luminous flux	354 lm (687 lm***)
Luminous efficacy	35 lm/W
McADAM steps	3
Beam	diffuse
CRI	> 90
Life time	L80 > 60.000 h Ta 40°C
IP rating	IP 65
IK rating	IK 06
Insulation class	I

DIFFUSE STANDARD

* **Control available on request**
DALI - 1/10V - DMX - TRIAC

** **Light colour available on request**
2200 K • 2700 K • RGBW

*** Source flux

DIFFUSE SWITCH

LED 8 W

10 W

220-240 Vac, 50-60Hz

On/Off (other controls on request*)

3000 K (other colours on request**)

354 lm (687 lm***)

35 lm/W

3

diffuse

> 90

L80 > 60.000 h Ta 40°C

IP 65

IK 06

I

MATERIALS*Body*

Extruded aluminium EN-AW6060

Diffuser

Sandblasted glass

*Finishing*Polyester powder paint
Black lighting body and tray**ORDER CODE**

TP 7 0 000 D H B 1 _ _

*Finishing***G** Black**H** Grey**L** Graphite**V** Oxide*Supply***0** Standard**S** Switch*Example*

TP 7 0 000 D H B 1 0 L

INCLUDED ACCESSORIES*Code**Description*

-

Anchor bolt

-





506

tubo

design by Landa R&D

THE LANDA LINEAR LIGHTING.

[L'ILLUMINAZIONE LINEARE LANDA.]



PRODUCT RANGE

WALL LAMPS

TUBO
> 510TUBO
> 514

CEILING LAMPS

TUBO
> 510TUBO
> 514

BOLLARDS

TUBO
> 510TUBO
> 514



CEILING LAMP



Wattage 10 W (59 cm)
20 W (109 cm)

Voltage 24 Vdc

Beam 

WALL LAMP



Wattage 10 W (59 cm)
20 W (109 cm)

Voltage 24 Vdc

Beam 

BOLLARD

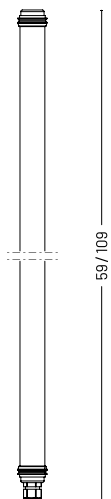


Wattage 10 W (59 cm)
20 W (109 cm)

Voltage 24 Vdc

Beam 

-3-



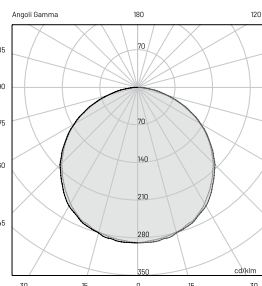
TECHNICAL SPECIFICATIONS

	180° • CLEAR • 10 W	180° • CLEAR • 20 W
Source lamp	LED 10 W	LED 20 W
Total wattage	10 W	20 W
Voltage	24 Vdc	24 Vdc
Control	Power supply not included (other controls on request*)	Power supply not included (other controls on request*)
Light colour	3000 K • 4000 K (other colours on request**)	3000 K • 4000 K (other colours on request**)
Luminous flux	906 lm (1050 lm***) @ 3000 K 1040 lm (1200 lm***) @ 4000 K	1812 lm (2100 lm***) @ 3000 K 2080 lm (2400 lm***) @ 4000 K
Luminous efficacy	90 lm/W @ 3000 K 100 lm/W @ 4000 K	90 lm/W @ 3000 K 100 lm/W @ 4000 K
McADAM steps	3	3
Beam	180°	180°
CRI	> 80	> 80
Life time	L80-B15 > 60.000 h Ta 40°C	L80-B15 > 60.000 h Ta 40°C
IP rating	IP 67	IP 67
IK rating	IK 07	IK 07
Insulation class	III	III

* Control available on request
DALI - 1/10V - DMX - TRIAC

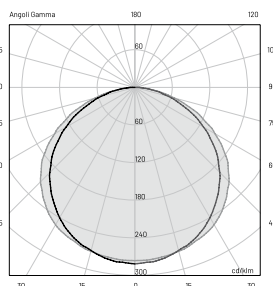
** Light colour available on request
2200 K • 2700 K • RGBW

*** Source flux



E (LUX)

H (m)	lux (3000 K)	lux (4000 K)	Ø (m)
1.00	304	384	1.6
2.00	77	87	3.2
3.00	34	39	4.8
4.00	29	22	6.4
5.00	12	14	8.0



E (LUX)

H (m)	lux (3000 K)	lux (4000 K)	Ø (m)
1.00	588	677	1.9
2.00	147	169	3.8
3.00	65	75	5.7
4.00	37	42	7.6
5.00	24	27	9.5

MATERIALS

<i>Body</i>	Extruded aluminium EN AW6060
<i>Diffuser</i>	Extra clear polycarbonate
<i>Finishing</i>	Anodized inox

ORDER CODE

TU_0 000 T_A 7 Z 1

Light colour	N	4000 K
	H	3000 K
Wattage	3	10 W (59 cm)
	6	20 W (109 cm)

Example TU **3** 0 000 T **N** A 7 Z 1

AVAILABLE ACCESSORIES

<i>Code</i>	<i>Description</i>	<i>Page</i>
00A6001.01	Set stainless steel fixing kit - short	533
00A6001.02	Set stainless steel fixing kit - long	533
00A6001.03	Set stainless steel fixing kit - double	533
00A6001.04	Set stainless steel fixing kit - spike	533
00A6001.05	Set plastic fixing kit	533
0404M011	Single connection IP68	539
0409BT014	Transformer _ 24 Vdc - 12 W (connect up to 1 pc 10 W)	539
0409BT015	Transformer _ 24 Vdc - 25 W (connect up to 2 pcs 10 W or 1 pc 20 W)	539



CEILING LAMP



Wattage 10 W (59 cm)
20 W (109 cm)

Voltage 24 Vdc

Beam 

WALL LAMP




Wattage 10 W (59 cm)
20 W (109 cm)

Voltage 24 Vdc

Beam 

BOLLARD

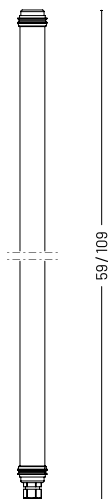


Wattage 10 W (59 cm)
20 W (109 cm)

Voltage 24 Vdc

Beam 

-3-



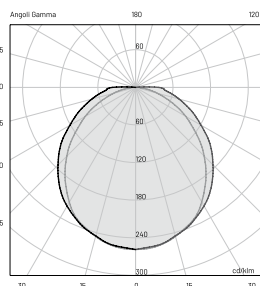
TECHNICAL SPECIFICATIONS

	180° • OPAL • 10 W	180° • OPAL • 20 W
Source lamp	LED 10 W	LED 20 W
Total wattage	10 W	20 W
Voltage	24 Vdc	24 Vdc
Control	Power supply not included (other controls on request*)	Power supply not included (other controls on request*)
Light colour	3000 K • 4000 K (other colours on request**)	3000 K • 4000 K (other colours on request**)
Luminous flux	802 lm (1050 lm***) @ 3000 K 910 lm (1200 lm***) @ 4000 K	1604 lm (2100 lm***) @ 3000 K 1820 lm (2400 lm***) @ 4000 K
Luminous efficacy	80 lm/W @ 3000 K 91 lm/W @ 4000 K	80 lm/W @ 3000 K 91 lm/W @ 4000 K
McADAM steps	3	3
Beam	180°	180°
CRI	> 80	> 80
Life time	L80-B15 > 60.000 h Ta 40°C	L80-B15 > 60.000 h Ta 40°C
IP rating	IP 67	IP 67
IK rating	IK 07	IK 07
Insulation class	III	III

* Control available on request
DALI - 1/10V - DMX - TRIAC

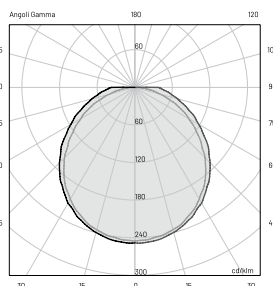
** Light colour available on request
2200 K • 2700 K • RGBW

*** Source flux



E (LUX)

H (m)	lux (3000 K)	lux (4000 K)	Ø (m)
1.00	272	308	1.2
2.00	68	77	2.5
3.00	30	34	3.7
4.00	17	19	5
5.00	11	12	6.2



E (LUX)

H (m)	lux (3000 K)	lux (4000 K)	Ø (m)
1.00	521	595	1.3
2.00	130	148	2.7
3.00	58	66	4.1
4.00	33	37	5.5
5.00	21	24	6.9

MATERIALS

<i>Body</i>	Extruded aluminium EN AW6060
<i>Diffuser</i>	Opal polycarbonate
<i>Finishing</i>	Anodized inox

ORDER CODE


TU_1000T_A7Z1

Light colour	N	4000 K
	H	3000 K
Wattage	3	10 W (59 cm)
	6	20 W (109 cm)

Example **TU 3 1000 T N A 7 Z 1**

AVAILABLE ACCESSORIES

<i>Code</i>	<i>Description</i>	<i>Page</i>
00A6001.01	Set stainless steel fixing kit - short	533
00A6001.02	Set stainless steel fixing kit - long	533
00A6001.03	Set stainless steel fixing kit - double	533
00A6001.04	Set stainless steel fixing kit - spike	533
00A6001.05	Set plastic fixing kit	533
0404M011	Single connection IP68	539
0409BT014	Transformer _ 24 Vdc - 12 W (connect up to 1 pc 10 W)	539
0409BT015	Transformer _ 24 Vdc - 25 W (connect up to 2 pcs 10 W or 1 pc 20 W)	539





518

wall-i

design by Landa R&D

A NAME AND NO LIMITS.

[UN NOME E NESSUN LIMITE.]



520

wall-i

PRODUCT RANGE

WALL LAMPS



WALL-I 100
> 518



WALL-I 160
> 526

CE EAC



wall-i 100

WALL LAMP



Wattage	3 W single emission 6 W double emission
Voltage	24 Vdc
Beam	

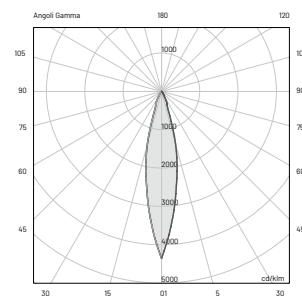
TECHNICAL SPECIFICATIONS

Source lamp	LED 3 W
Total wattage	3 W
Voltage	24 Vdc
Control	Power supply not included (other controls on request*)
Light colour	3000 K (other colours on request**)
Luminous flux	275 lm (294 lm***)
Luminous efficacy	92 lm/W
McADAM steps	3
Beam	20°
CRI	> 90
Life time	L80-B15 > 60.000 h Ta 40°C
IP rating	IP 66
IK rating	IK 08
Insulation class	III

* Control available on request
DALI - 1/10V - DMX - TRIAC

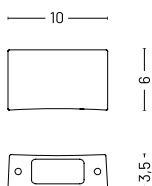
** Light colour available on request
2200 K • 2700 K • RGBW

*** Source flux



E (LUX)

H (m)	lux (3000 K)	Ø (m)
1.00	1280	0.38
2.00	320	0.75
3.00	142	1.13
4.00	80	1.51
5.00	51	1.89



MEDIUM

LED 3 W

3 W

24 Vdc

Power supply not included
(other controls on request*)

3000 K (other colours on request**)

260 lm (294 lm***)

87 lm/W

3

30°

> 90

L80-B15 > 60.000 h Ta 40°C

IP 66

IK 08

III

WIDE FLOOD

LED 3 W

3 W

24 Vdc

Power supply not included
(other controls on request*)

3000 K (other colours on request**)

222 lm (294 lm***)

74 lm/W

3

55°

> 90

L80-B15 > 60.000 h Ta 40°C

IP 66

IK 08

III

ELLIPTIC

LED 3 W

3 W

24 Vdc

Power supply not included
(other controls on request*)

3000 K (other colours on request**)

275 lm (294 lm***)

92 lm/W

3

20° x 50°

> 90

L80-B15 > 60.000 h Ta 40°C

IP 66

IK 08

III

ASYMMETRIC

LED 3 W

3 W

24 Vdc

Power supply not included
(other controls on request*)

3000 K (other colours on request**)

119 lm (294 lm***)

40 lm/W

3

70° x 840°

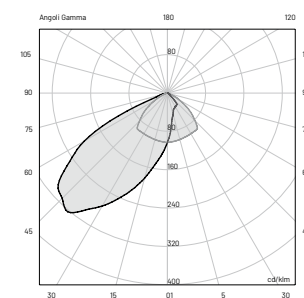
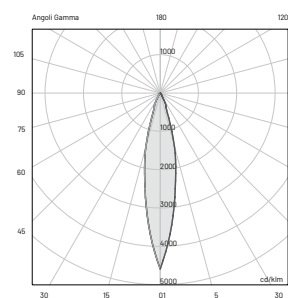
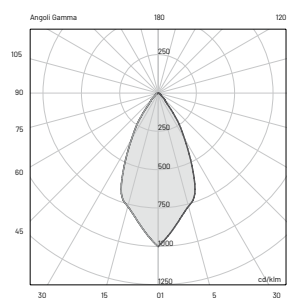
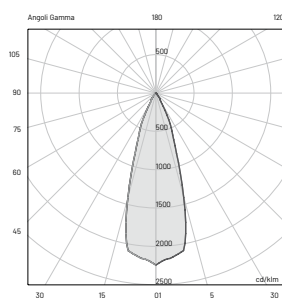
> 90

L80-B15 > 60.000 h Ta 40°C

IP 66

IK 08

III

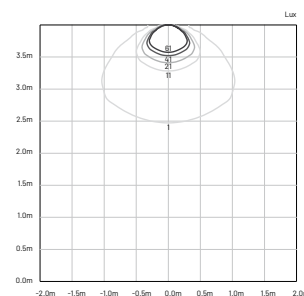
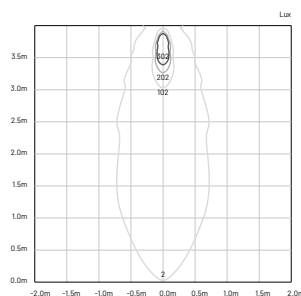


E (LUX)

H (m)	lux (3000 K)	Ø (m)
1.00	659	0.61
2.00	165	1.21
3.00	73	1.82
4.00	41	2.42
5.00	26	3

E (LUX)

H (m)	lux (3000 K)	Ø (m)
1.00	294	0.96
2.00	74	1.91
3.00	33	2.87
4.00	18	3.83
5.00	12	3.79



wall-i 100

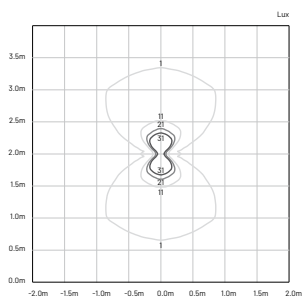
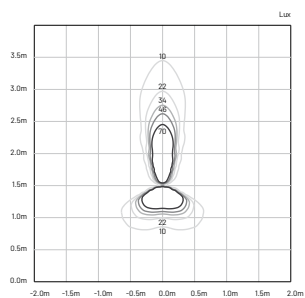
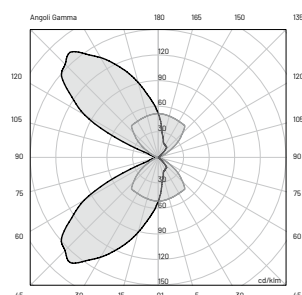
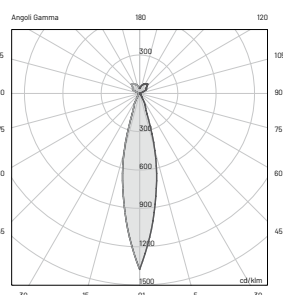
TECHNICAL SPECIFICATIONS

	DOUBLE SPOT/ASYMMETRIC	DOUBLE ASYMMETRIC
Source lamp	LED 6 W	LED 6 W
Total wattage	6 W	6 W
Voltage	24 Vdc	24 Vdc
Control	Power supply not included (other controls on request*)	Power supply not included (other controls on request*)
Light colour	3000 K (other colours on request**)	3000 K (other colours on request**)
Luminous flux	360 lm (588 lm***)	240 lm (588 lm***)
Luminous efficacy	60 lm/W	40 lm/W
McADAM steps	3	3
Beam	20° / 70° x B40°	70° x B40° / 70° x B40°
CRI	> 90	> 90
Life time	L80-B15 > 60.000 h Ta 40°C	L80-B15 > 60.000 h Ta 40°C
IP rating	IP 66	IP 66
IK rating	IK 08	IK 08
Insulation class	III	III

* Control available on request
DALI - 1/10V - DMX - TRIAC

** Light colour available on request
2200 K • 2700 K • RGBW

*** Source flux



MATERIALS

<i>Body</i>	<u>Die-cast aluminium EN47100</u>
<i>Diffuser</i>	<u>Extra clear glass</u>
<i>Finishing</i>	<u>Polyester powder paint</u>

INCLUDED ACCESSORIES

<i>Code</i>	<i>Description</i>	<i>Page</i>
-	0.3 m length cable -05RN-F	-
-	Single connection IP68	-

ORDER CODE

WI50PAR_HB7Z_

<i>Finishing</i>	G	Black	●
	H	Grey	●
	L	Graphite	●
	U	White	○
	V	Oxide	●
<i>Beam</i>	S	Spot	
	M	Medium	
	W	Wide flood	
	E	Elliptic	
	A	Asymmetric	
	B	Double spot/asymmetric	
	4	Double asymmetric	

Example WI50PARSHB7ZL

AVAILABLE ACCESSORIES

<i>Code</i>	<i>Description</i>	<i>Page</i>
0409BT014	Transformer _24 Vdc - 12 W (connect up to 4 pcs 3 W or 2 pcs 6 W)	539
0409BT015	Transformer _24 Vdc - 25 W (connect up to 8 pcs 3 W or 4 pcs 6 W)	539
0409BT016	Transformer _24 Vdc - 100 W (connect up to 30 pcs 3 W or 12 pcs 6 W)	539

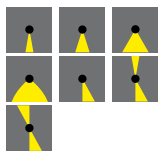
wall-i 160

WALL LAMP



Wattage **5.5 W single emission**
8 W double emission

Voltage **20-240 Vac**



Beam

TECHNICAL SPECIFICATIONS

Source lamp

Total wattage

Voltage

Control

Light colour

Luminous flux

Luminous efficacy

McADAM steps

Beam

CRI

Life time

IP rating

IK rating

Insulation class

SPOT

LED 5.5 W

8.5 W

220-240 Vac, 50-60Hz

On/Off (other controls on request*)

3000 K (other colours on request**)

609 lm (715 lm***)

76 lm/W

3

20°

> 90

L80-B15 > 60.000 h Ta 40°C

IP 66

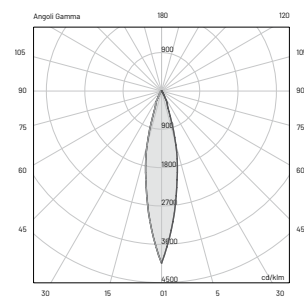
IK 08

I

* **Control available on request**
DALI - 1/10V - DMX - TRIAC

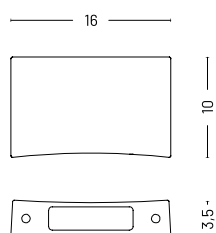
** **Light colour available on request**
2200 K • 2700 K • RGBW

*** Source flux



E (LUX)

H (m)	lux (3000 K)	Ø (m)
1.00	2889	0.37
2.00	722	0.75
3.00	321	1.12
4.00	181	1.49
5.00	116	1.86



MEDIUM

LED 5.5 W

8.5 W

220-240 Vac, 50-60Hz

On/Off (other controls on request*)

3000 K (other colours on request**)

589 lm (715 lm***)

74 lm/W

3

30°

> 90

L80-B15 > 60.000 h Ta 40°C

IP 66

IK 08

|

WIDE FLOOD

LED 5.5 W

8.5 W

220-240 Vac, 50-60Hz

On/Off (other controls on request*)

3000 K (other colours on request**)

491 lm (715 lm***)

61 lm/W

3

55°

> 90

L80-B15 > 60.000 h Ta 40°C

IP 66

IK 08

|

ELLIPTIC

LED 5.5 W

8.5 W

220-240 Vac, 50-60Hz

On/Off (other controls on request*)

3000 K (other colours on request**)

592 lm (715 lm***)

74 lm/W

3

20° x 50°

> 90

L80-B15 > 60.000 h Ta 40°C

IP 66

IK 08

|

ASYMMETRIC

LED 5.5 W

8.5 W

220-240 Vac, 50-60Hz

On/Off (other controls on request*)

3000 K (other colours on request**)

266 lm (715 lm***)

33 lm/W

3

70° x B40°

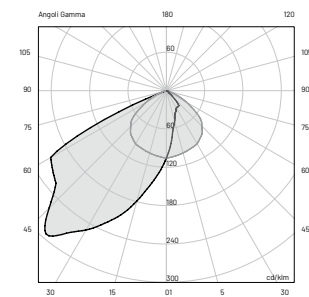
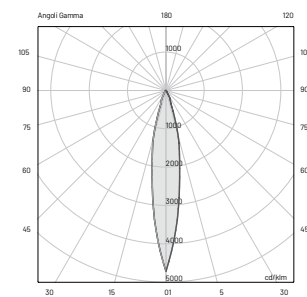
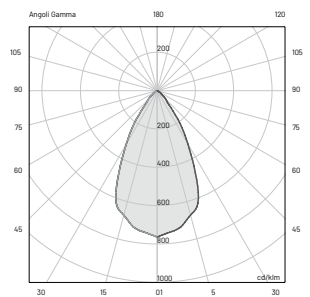
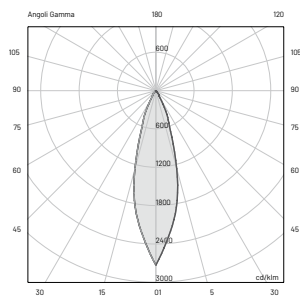
> 90

L80-B15 > 60.000 h Ta 40°C

IP 66

IK 08

|

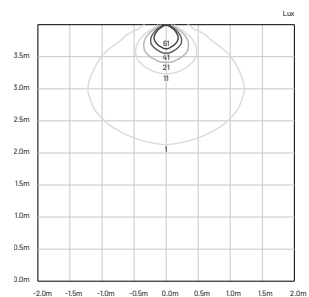
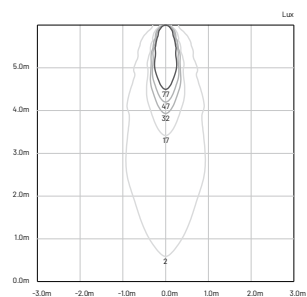


E (LUX)

H (m)	lux (3000 K)	Ø (m)
1.00	1952	0.51
2.00	488	1
3.00	217	1.52
4.00	122	2.02
5.00	78	2.53

E (LUX)

H (m)	lux (3000 K)	Ø (m)
1.00	545	1.05
2.00	136	2.11
3.00	61	3.16
4.00	34	4.22
5.00	22	5.27



wall-i 160

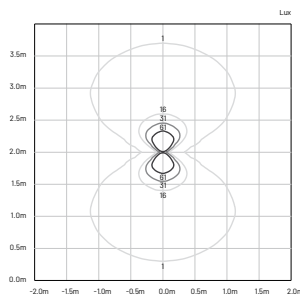
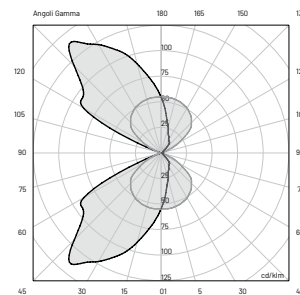
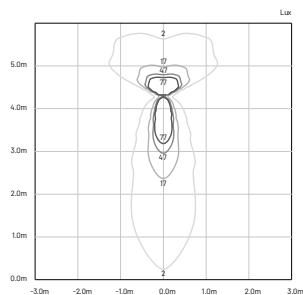
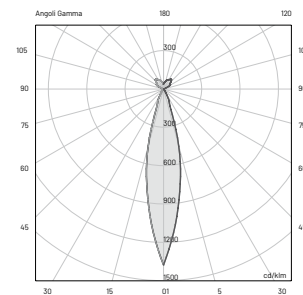
TECHNICAL SPECIFICATIONS

	DOUBLE SPOT/ASYMMETRIC	DOUBLE ASYMMETRIC
Source lamp	LED 8 W	LED 8 W
Total wattage	10 W	10 W
Voltage	220-240 Vac, 50-60Hz	220-240 Vac, 50-60Hz
Control	On/Off (other controls on request*)	On/Off (other controls on request*)
Light colour	3000 K (other colours on request**)	3000 K (other colours on request**)
Luminous flux	594 lm (1040 lm***)	380 lm (1040 lm***)
Luminous efficacy	59 lm/W	36 lm/W
McADAM steps	3	3
Beam	20° / 70° x B40°	70° x B40° / 70° x B40°
CRI	> 90	> 90
Life time	L80-B15 > 60.000 h Ta 40°C	L80-B15 > 60.000 h Ta 40°C
IP rating	IP 66	IP 66
IK rating	IK 08	IK 08
Insulation class	I	I

* Control available on request
DALI - 1/10V - DMX - TRIAC

** Light colour available on request
2200 K • 2700 K • RGBW

*** Source flux



MATERIALS

<i>Body</i>	<u>Die-cast aluminium EN47100</u>
<i>Diffuser</i>	<u>Extra clear glass</u>
<i>Finishing</i>	<u>Polyester powder paint</u>

INCLUDED ACCESSORIES

<i>Code</i>	<i>Description</i>	<i>Page</i>
-	0.3 m length cable -05RN-F	-
-	Single connection IP68	-

ORDER CODE

WI 8 0 PAR _ HB 10 _

<i>Finishing</i>	G	Black	●
	H	Grey	●
	L	Graphite	●
	U	White	○
	V	Oxide	●
<i>Beam</i>	S	Spot	
	M	Medium	
	W	Wide flood	
	E	Elliptic	
	A	Asymmetric	
	B	Double spot/asymmetric	
	4	Double asymmetric	












Example WI 8 0 PAR SH B 10 L

























AVAILABLE ACCESSORIES

<i>Code</i>	<i>Description</i>	<i>Page</i>
00K503.STD	Recessed box 503	534












ACCESSORIES







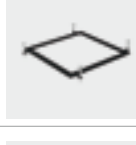
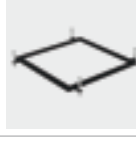



accessories

<i>Code</i>	<i>Description</i>	
00596	Corner bracket	
00A170.01P	Anchor bolt	
00A400	Root mounting kit	
00A400.01P	Anchor bolt	
00A404.01P	Anchor bolt	
00A405	Root mounting kit	
00A405.01P	Anchor bolt	
00A406.01P	Anchor bolt	
00A409	Root mounting kit	
00A4641.01	Joint for pole Ø 60 mm	
00A4641.02	Tree rope	

Code	Description																					
00A4641.03	Mounting spike																					
00A469	Mounting spike																					
00A6001.01	Set stainless steel fixing kit - short																					
00A6001.02	Set stainless steel fixing kit - long																					
00A6001.03	Set stainless steel fixing kit - double																					
00A6001.04	Set stainless steel fixing kit - spike																					
00A6001.05	Set plastic fixing kit																					
00AKB30_	Steel fixing kit - spike																					
	<table border="0"> <tr> <td style="border-right: 1px solid black; padding-right: 5px;"><i>Finishing</i></td> <td>G</td> <td>Black</td> <td></td> </tr> <tr> <td style="border-right: 1px solid black; padding-right: 5px;"></td> <td>H</td> <td>Grey</td> <td></td> </tr> <tr> <td style="border-right: 1px solid black; padding-right: 5px;"></td> <td>L</td> <td>Graphite</td> <td></td> </tr> <tr> <td style="border-right: 1px solid black; padding-right: 5px;"></td> <td>U</td> <td>White</td> <td></td> </tr> <tr> <td style="border-right: 1px solid black; padding-right: 5px;"></td> <td>V</td> <td>Oxide</td> <td></td> </tr> </table>	<i>Finishing</i>	G	Black			H	Grey			L	Graphite			U	White			V	Oxide		
<i>Finishing</i>	G	Black																				
	H	Grey																				
	L	Graphite																				
	U	White																				
	V	Oxide																				
00AKB50	Steel fixing kit - spike																					

accessories

<i>Code</i>	<i>Description</i>	
00AKB60-80	Steel fixing kit - spike	
00ALN	Root mounting kit	
00ALN.01	Anchor bolt	
00CCL1.STD	Housing box	
00CGL30.STD	Housing box	
00CGL60.STD	Housing box	
00CGL90.STD	Housing box	
00EY/FGL3.STD	Housing box	
00EY/FGL6.STD	Housing box	
00EY/FGL9.STD	Housing box	
00K503.STD	Recessed box 503	

Code	Description	
00KAV04	Set antivandalism screws	
00KCG.01	Recessed box adjusting kit	
00KCG.02	Recessed box adjusting kit	
00KCG.03	Recessed box adjusting kit	
00KCG0.01	Recessed box adjusting kit	
00KCG0.02	Recessed box adjusting kit	
00KCG0.03	Recessed box adjusting kit	
00KCG0.04	Recessed box adjusting kit	
00KEY50	Levelling kit	
00KEY60	Levelling kit	
00KEY80	Levelling kit	

accessories

Code

Description

00KEYFGL.150_

Finishing

G	Black	●
H	Grey	●
L	Graphite	●
U	White	○
V	Oxide	●

Fixing kit medium (15 cm)



00KEYFGL.250_

Finishing

G	Black	●
H	Grey	●
L	Graphite	●
U	White	○
V	Oxide	●

Fixing kit long (25 cm)




00KVISKB30_

Finishing

G	Black	●
H	Grey	●
L	Graphite	●
U	White	○
V	Oxide	●

Visor




















































00KVISKB50_

Finishing












G	Black	●
H	Grey	●
L	Graphite	●
U	White	○
V	Oxide	●










Visor



Code	Description															
00KVISKB60_	Visor															
<i>Finishing</i> <table border="1"> <tr> <td>G</td> <td>Black</td> <td></td> </tr> <tr> <td>H</td> <td>Grey</td> <td></td> </tr> <tr> <td>L</td> <td>Graphite</td> <td></td> </tr> <tr> <td>U</td> <td>White</td> <td></td> </tr> <tr> <td>V</td> <td>Oxide</td> <td></td> </tr> </table>	G	Black		H	Grey		L	Graphite		U	White		V	Oxide		
G	Black															
H	Grey															
L	Graphite															
U	White															
V	Oxide															
00KVISKB80_	Visor															
<i>Finishing</i> <table border="1"> <tr> <td>G</td> <td>Black</td> <td></td> </tr> <tr> <td>H</td> <td>Grey</td> <td></td> </tr> <tr> <td>L</td> <td>Graphite</td> <td></td> </tr> <tr> <td>U</td> <td>White</td> <td></td> </tr> <tr> <td>V</td> <td>Oxide</td> <td></td> </tr> </table>	G	Black		H	Grey		L	Graphite		U	White		V	Oxide		
G	Black															
H	Grey															
L	Graphite															
U	White															
V	Oxide															
00KVISLY20_	Visor															
<i>Finishing</i> <table border="1"> <tr> <td>H</td> <td>Grey</td> <td></td> </tr> <tr> <td>L</td> <td>Graphite</td> <td></td> </tr> </table>	H	Grey		L	Graphite											
H	Grey															
L	Graphite															
00KVISLY30_	Visor															
<i>Finishing</i> <table border="1"> <tr> <td>H</td> <td>Grey</td> <td></td> </tr> <tr> <td>L</td> <td>Graphite</td> <td></td> </tr> </table>	H	Grey		L	Graphite											
H	Grey															
L	Graphite															
010829600000	Plastering rim															
010829700000	Plastering rim															

accessories

Code	Description	
01082980000	Plastering rim	
01083020000V	NS70 debris protection kit	
01083030000V	NS80 debris protection kit	
0201001V0200	Sandblasted glass	
0201001V0400	Non-slip glass	
0201007V0200	Sandblasted glass	
0303003	Suction cup to screw the glass	
0303004	Suction cup to screw the glass	
0303CA3	Tool for antivandalism screws	
0404M003	Loop-in loop-out IP68	
0404M004	Single connection IP68	

<i>Code</i>	<i>Description</i>	
0404M009	Single connection IP68	
0404M010	Single connection IP68	
0404M011	Single connection IP68	
0404M015	Single connection IP68	
0404M019	Three-way connection box mini	
0409BT014	Transformer _ 24 Vdc - 12 W	
0409BT015	Transformer _ 24 Vdc - 25 W	
0409BT016	Transformer _ 24 Vdc - 100 W	
0409BT051	5 Vdc - 3A Universal USB TYPE-C Charger	

INFORMATION

how to read the catalogue

product name
nome prodotto

product range
gamma di prodotto


certifications
certificazioni



product name
nome prodotto

404
morphis_1
405


WALL LAMP



TECHNICAL SPECIFICATIONS


Source lamp: LED S W
 Total wattage: 9 W
 Voltage: 220-240 Vac, 50-60 Hz
 Control: On/Off (other controls on request**)
 Light colour: 3000 K + 4000 K (other colours on request***)
 Luminous flux: 920 lm (1700 lm***) @ 3000 K
 800 lm (1800 lm***) @ 4000 K
 42 lm/W @ 3000 K
 43 lm/W @ 4000 K
 Beam: 3
 Photometric curves: 3
 Diffuse: 3
 Life time: L80-B50 = 65,000h Ta 40°C
 IP rating: IP45
 IK rating: IK08
 Protection class: I

* Control available on request
DALI - 9/10V - DMX - TRIAC
** Light colour available on request
2200K - 2700K
*** Source flux



DIFFUSE cod. HD 33

LED S W
 9 W
 220-240 Vac, 50-60 Hz
 On/Off (other controls on request**)
 3000 K + 4000 K (other colours on request***)
 920 lm (1700 lm***) @ 3000 K
 800 lm (1800 lm***) @ 4000 K
 42 lm/W @ 3000 K
 43 lm/W @ 4000 K
 3
 3
 Diffuse: 3
 Life time: L80-B50 = 65,000h Ta 40°C
 IP45
 IK08
 I



MATERIALS

Body: Die cast aluminium ENc7000
 Diffuser: Extra clear or opal polycarbonate
 Finishing: Polyester powder paint

ORDER CODE

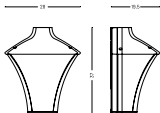

HD 33 - PAR. 010

Finishing: C Back ●
 L Opalite ●
 P Backlight ●
 R Backlighter ●
 S Backlighter ●
 V Opal ●

Light colour: N 4000 K ●
 M 3000 K ●

Diffuser: D Extra clear ●
 S Opal ●

Example: HD 33 PAR 010 G

drawing quoted in cm
disegno quotato in cm

technical information
informazioni tecniche

family abacus

	<i>garden lamps</i>	<i>floor recessed</i>	<i>wall recessed</i>	<i>wall lamps</i>	<i>ceiling recessed</i>	<i>ceiling lamps</i>	<i>pendants</i>	<i>projectors</i>	<i>bollards</i>	<i>poles</i>
beam				•						
brick light			•							
EXTENDED RANGE car-go		•								
EXTENDED RANGE eye					•	•		•		
firefly							•		•	
EXTENDED RANGE fog			•	•	•	•		•		
EXTENDED RANGE i-lantern	•			•					•	•
kami				•		•				
EXTENDED RANGE kuboid								•		
kubs				•					•	
lako				•					•	
lyras				•		•		•		
mira 45 LT		•	•							
mira		•	•							
morphis				•		•	•		•	•
nest	•									
neway									•	
oko				•					•	
polos				•					•	•
titano									•	
NEW tp-lamp	•									
tubo				•		•			•	
NEW wall-i				•						

index by code

b

46	BE70	beam	wall lamp
49	BE71	beam	wall lamp
55	BK30	brick light	wall recessed
55	BK31	brick light	wall recessed
55	BK32	brick light	wall recessed
55	BK33	brick light	wall recessed
57	BK40	brick light_as	wall recessed

c

65	CG30	car-go 50	floor recessed	
75	CG35	car-go_s 50	floor recessed	NEW
67	CG50	car-go 80	floor recessed	
77	CG55	car-go_s 80	floor recessed	NEW
69	CG60	car-go 125	floor recessed	
79	CG65	car-go_s 125	floor recessed	NEW
71	CG80	car-go 200	floor recessed	
81	CG85	car-go_s 200	floor recessed	NEW
83	CGL1	car-go_l 130	floor recessed	NEW
85	CGL3	car-go_l 300	floor recessed	NEW
87	CGL6	car-go_l 600	floor recessed	NEW
89	CGL9	car-go_l 900	floor recessed	NEW

e

99	EY50	eye 80	ceiling recessed	
97	EY50	eye 80	ceiling lamp	
115	EY55	eye_s 80	ceiling lamp	NEW
103	EY60	eye 125	ceiling recessed	
101	EY60	eye 125	ceiling lamp	
117	EY65	eye_s 125	ceiling lamp	NEW
111	EY80	eye 200	ceiling recessed	
107	EY80	eye 200	ceiling lamp	
119	EY85	eye_s 200	ceiling lamp	NEW
126	EYL1	eye_l 130	ceiling recessed	NEW
122	EYL1	eye_l 130	ceiling lamp	NEW
122	EYL1	eye_l 130	projector	NEW
134	EYL3	eye_l 300	ceiling recessed	NEW
130	EYL3	eye_l 300	ceiling lamp	NEW
130	EYL3	eye_l 300	projector	NEW

index by code

142	EYL6	eye_l 600	ceiling recessed	NEW
138	EYL6	eye_l 600	ceiling lamp	NEW
138	EYL6	eye_l 600	projector	NEW
150	EYL9	eye_l 900	ceiling recessed	NEW
146	EYL9	eye_l 900	ceiling lamp	NEW
146	EYL9	eye_l 900	projector	NEW
	f			
169	FG50	fog 80	wall recessed	
167	FG50	fog 80	wall lamp	
169	FG50	fog 80	ceiling recessed	
167	FG50	fog 80	ceiling lamp	
187	FG55	fog_s 80	wall recessed	NEW
185	FG55	fog_s 80	wall lamp	NEW
187	FG55	fog_s 80	ceiling recessed	NEW
185	FG55	fog_s 80	ceiling lamp	NEW
175	FG60	fog 125	wall recessed	
173	FG60	fog 125	wall lamp	
175	FG60	fog 125	ceiling recessed	
173	FG60	fog 125	ceiling lamp	
191	FG65	fog_s 125	wall recessed	NEW
189	FG65	fog_s 125	wall lamp	NEW
191	FG65	fog_s 125	ceiling recessed	NEW
189	FG65	fog_s 125	ceiling lamp	NEW
181	FG80	fog 200	wall recessed	
179	FG80	fog 200	wall lamp	
181	FG80	fog 200	ceiling recessed	
179	FG80	fog 200	ceiling lamp	
195	FG85	fog_s 200	wall recessed	NEW
193	FG85	fog_s 200	wall lamp	NEW
195	FG85	fog_s 200	ceiling recessed	NEW
193	FG85	fog_s 200	ceiling lamp	NEW
199	FGL1	fog_l 130	wall recessed	NEW
197	FGL1	fog_l 130	wall lamp	NEW
199	FGL1	fog_l 130	ceiling recessed	NEW
197	FGL1	fog_l 130	ceiling lamp	NEW
197	FGL1	fog_l 130	projector	NEW
203	FGL3	fog_l 300	wall recessed	NEW
201	FGL3	fog_l 300	wall lamp	NEW
203	FGL3	fog_l 300	ceiling recessed	NEW

201	FGL3	fog_I 300	ceiling lamp	NEW
201	FGL3	fog_I 300	projector	NEW
207	FGL6	fog_I 600	wall recessed	NEW
205	FGL6	fog_I 600	wall lamp	NEW
207	FGL6	fog_I 600	ceiling recessed	NEW
205	FGL6	fog_I 600	ceiling lamp	NEW
205	FGL6	fog_I 600	projector	NEW
211	FGL9	fog_I 900	wall recessed	NEW
209	FGL9	fog_I 900	wall lamp	NEW
211	FGL9	fog_I 900	ceiling recessed	NEW
209	FGL9	fog_I 900	ceiling lamp	NEW
209	FGL9	fog_I 900	projector	NEW
157	FI30	firefly	pendant	
159	FI30	firefly	bollard	
159	FI31	firefly	bollard	
159	FI32	firefly	bollard	

k

235	KA10	kami_L1	wall lamp	
235	KA10	kami_L1	ceiling lamp	
239	KA20	kami_L2	wall lamp	
239	KA20	kami_L2	ceiling lamp	
246	KB30	kuboid 45	projector	NEW
246	KB31	kuboid 45	projector	NEW
250	KB50	kuboid 90	projector	
250	KB51	kuboid 90	projector	
254	KB60	kuboid 120	projector	
254	KB61	kuboid 120	projector	
260	KB80	kuboid 160	projector	
260	KB81	kuboid 160	projector	
270, 273	KU30	kubs	wall lamp	
275, 277	KU30	kubs	bollard	
270	KU31	kubs	wall lamp	
275	KU31	kubs	bollard	

l

285	LA20	lako 60	wall lamp	
291	LA20	lako 60	bollard	
287	LA70	lako 140	wall lamp	

index by code

293	LA70	lako 140	bollard	
219, 221	LN70	i-lantern	garden lamp	
225	LN70	i-lantern	wall lamp	
227	LN70	i-lantern	bollard	
219, 221	LN75	i-lantern	garden lamp	NEW
227	LN75	i-lantern	bollard	NEW
229	LN75	i-lantern	pole	NEW
321	LY20	lyras_p 45	projector	
323, 325	LY30	lyras_p 65	projector	
303, 305	LY30	lyras 65	ceiling lamp	
307, 309	LY50	lyras 80	wall lamp	
307	LY50	lyras 80	ceiling lamp	
313, 315	LY70	lyras 130	wall lamp	
313	LY70	lyras 130	ceiling lamp	
329	LY85	lyras_p 160	projector	
m				
395	MI20	mira 45 LT	floor recessed	
395	MI20	mira 45 LT	wall recessed	
335, 341	MI20	mira 45	floor recessed	
343, 347	MI20	mira 45	wall recessed	
351, 353, 361, 365	MI30	mira 65	floor recessed	
355, 357, 371, 375	MI30	mira 65	wall recessed	
381	MI75	mira 150	floor recessed	
387	MI85	mira 200	floor recessed	
405	M030	morphis_1	wall lamp	
405	M033	morphis_1	wall lamp	
409	M040	morphis_1	bollard	
413	M040	morphis_1	pole	
415	M040	morphis_2	wall lamp	
419	M040	morphis_2	pole	
425	M041	morphis_3	wall lamp	
421	M041	morphis_3	pendant	
427	M041	morphis_3	pole	
433	M042	morphis_4	wall lamp	
431	M042	morphis_4	ceiling lamp	
431	M042	morphis_4	pendant	
437	M042	morphis_4	pole	

n

453	NE50	neway	bollard
445	NS70	nest	garden lamp
445	NS80	nest	garden lamp

o

461	OK10	oko	wall lamp
463	OK10	oko	bollard
463	OK11	oko	bollard

p

469	P020	polos_1	wall lamp
473	P020	polos_1	bollard
477	P030	polos_2	wall lamp
479	P030	polos_2	bollard
481	P030	polos_2	pole

t

491	TI20	titano_inox	bollard	
489	TI40	titano	bollard	
499	TP20	tp-lamp	garden lamp	NEW
503	TP70	tp-lamp	garden lamp	NEW
512	TU30	tubo	wall lamp	
512	TU30	tubo	ceiling lamp	
512	TU30	tubo	bollard	
516	TU31	tubo	wall lamp	
516	TU31	tubo	ceiling lamp	
516	TU31	tubo	bollard	
512	TU60	tubo	wall lamp	
512	TU60	tubo	ceiling lamp	
512	TU60	tubo	bollard	
516	TU61	tubo	wall lamp	
516	TU61	tubo	ceiling lamp	
516	TU61	tubo	bollard	

w

525	WI50	wall-i	wall lamp	NEW
529	WI80	wall-i	wall lamp	NEW

general information

PROTECTION GRADE GRADO DI PROTEZIONE

IP 65

Luminaire dust-tight and protected against water jets
Apparecchio stagno alla polvere e protetto da getti di acqua

IP 66

Luminaire dust-tight and protected against powerful water jets
Apparecchio stagno alla polvere e protetto dalle onde

IP 67

Luminaire dust-tight and sealed against temporary immersion
Apparecchio stagno alla polvere e all'immersione temporanea

RESISTANCE TO CRASHES RESISTENZA AGLI URTI

IK 04

Luminaire protected against an impact energy of 0.5 Joule
Apparecchio protetto contro un'energia d'impatto di 0,5 Joule

IK 06

Luminaire protected against an impact energy of 1 Joule
Apparecchio protetto contro un'energia d'impatto di 1 Joule

IK 07

Luminaire protected against an impact energy of 2 Joules
Apparecchio protetto contro un'energia d'impatto di 2 Joule

IK 08

Luminaire protected against an impact energy of 5 Joules
Apparecchio protetto contro un'energia d'impatto di 5 Joule

IK 10

Luminaire protected against an impact energy of 20 Joules
Apparecchio protetto contro un'energia d'impatto di 20 Joule

INSULATION CLASS CLASSE DI ISOLAMENTO

CLASS I

Luminaire with basic insulation. Protection: connection of the accessible metal parts to the earthing protection.
Apparecchio dotato di isolamento di base. Protezione: collegamento delle parti metalliche accessibili alla terra di protezione.

CLASS II


Luminaire with double insulation. Protection: through additional insulation.
Apparecchio dotato di doppio isolamento. Protezione: mediante isolamento supplementare.

CLASS III


Luminaire suitable for supply at safety extra low voltage. Protection: intrinsically safe. The live parts can be accessed.
Apparecchio idoneo per alimentazione a bassissima tensione di sicurezza. Protezione: intrinsecamente sicuro. Le parti che portano corrente possono essere accessibili.

POLYESTER POWDER PAINT

VERNICIATURA CON POLVERI DI POLIESTERE



G Black
Nero




L Graphite
Grafite




S Black/copper
Nero/rame




H Grey
Grigio



R Black/silver
Nero/argento



U White
Bianco




P Black/green
Nero/verde



E Marble white
Bianco marmo



D Green
Verde



V Oxide
Oxide



Z Inox AISI 316L
Inox AISI 316L

symbols

SUPERSPOT BEAM
EMISSIONE SUPERSPOT



SPOT BEAM
EMISSIONE SPOT



MEDIUM BEAM
EMISSIONE MEDIUM



FLOOD BEAM
EMISSIONE FLOOD



WIDE FLOOD BEAM
EMISSIONE WIDE FLOOD



DIFFUSE BEAM
EMISSIONE DIFFUSA



ASYMMETRIC BEAM
EMISSIONE ASSIMMETRICA



ELLIPTIC BEAM
EMISSIONE ELLITTICA



GRAZING BEAM
EMISSIONE GRAZING



DOUBLE SPOT BEAM
EMISSIONE DOPPIA SPOT



DOUBLE MEDIUM BEAM
EMISSIONE DOPPIA MEDIUM



DOUBLE WIDE FLOOD BEAM
EMISSIONE DOPPIA WIDE FLOOD



DOUBLE DIFFUSE BEAM
EMISSIONE DOPPIA DIFFUSA



DOUBLE ASYMMETRIC BEAM
EMISSIONE DOPPIA ASIMMETRICA



DOUBLE SPOT/ASYMMETRIC BEAM
 EMISSIONE DOPPIA SPOT/ASSIMMETRICA



DOUBLE SPOT/WIDE FLOOD BEAM
 EMISSIONE DOPPIA SPOT/WIDE FLOOD



360° BEAM
 EMISSIONE 360°



180° BEAM
 EMISSIONE 180°



120° BEAM
 EMISSIONE 120°



DOUBLE 120° BEAM
 EMISSIONE DOPPIA 120°



TRIPLE BEAM
 EMISSIONE TRIPLA



QUADRUPLE BEAM
 EMISSIONE QUADRUPLA



ADJUSTABLE LUMINAIRE
 APPARECCHIO ORIENTABILE



LUMINAIRE THAT CAN BE ROTATED ON THE VERTICAL AXIS
 APPARECCHIO RUOTABILE SULL'ASSE VERTICALE



LUMINAIRE THAT CAN BE TILTED ON THE HORIZONTAL AXIS
 APPARECCHIO INCLINABILE SULL'ASSE ORIZZONTALE



DRIVE-ON LUMINAIRE
 APPARECCHIO CARRABILE



WALKABLE LUMINAIRE
 APPARECCHIO CALPESTABILE



LUMINAIRE WITH WATER STOP TECHNOLOGY
 APPARECCHIO DOTATO DI WATER STOP TECHNOLOGY



quality certifications

CE**CE**

Indicates that the product is certified according to European standards
Indica che il prodotto è certificato secondo le norme europee

EAC**EAC**

Indicates that the product conforms to all technical regulations of the evaluation procedures of the Eurasian Customs Union
Indica che il prodotto si adegua a tutte le normative tecniche delle procedure di valutazione dell'Unione doganale eurasiatica

terms & conditions

GENERAL

Buyer means the person, firm or company who purchases Goods from the company.
 Company means Landa Illuminotecnica S.p.A. via Rosmini 13/15, 25065 Lumezzane (BS), Italy.
 Contract means the Contract between the Buyer and the Company for the sale and purchase of Goods.
 Goods means the Goods which the Company is to supply in accordance with these conditions.

BASIC OF SALE

The Company shall sell and the Buyer shall purchase the Goods in accordance with these conditions, which shall govern the Contract to the exclusion of any other terms and conditions which the Buyer purports to apply under any purchase order, confirmation order, specification or other document.
 No variation to these conditions shall be binding unless agreed in writing by the Company.
 Any typographical, clerical or other error or omission in any sales literature, quotation, price list, acceptance of offer, invoice or other document or information issued by the Company shall be subject to correction without liability on the part of the Company.
 Goods supplied may vary in detail from illustrations, drawings, measurements and descriptions set out in the Company sales literature, which are approximate and for guidance only and will not form part of the Contract. Colour finishes will be maintained as accurately as possible but matching cannot be guaranteed. All terminology used in the Company's sales literature is subject to these conditions.

ORDERS

No order submitted by the Buyer shall be deemed to be accepted by the Company unless and until confirmed in writing by the Company.
 The Buyer shall be responsible to the Company for ensuring the accuracy of the terms of any order submitted by the Buyer, and for giving the Company any necessary information relating to the Goods within a sufficient time to enable the Company to perform the Contract in accordance with its terms.
 No Goods may be returned to the Company without the Company's prior written consent and must be returned in their original packaging to ensure no damage is sustained during transit. The Buyer shall be liable for the cost of returning the Goods and for any damage to the Goods prior to receipt by the Company of such returned Goods.

PRICE OF GOODS

The price of the Goods shall be the price listed in the Company's published price list in EURO currency.
 Unless otherwise agreed in writing between the Buyer and the Company, all prices are given by the Company on an ex-works basis, and where the Company agrees to deliver the Goods otherwise than at the Company's premises. The Buyer shall be liable to pay the Company's charges for transport.

WARRANTIES

Outdoor lighting fixtures are guaranteed against defects in material or workmanship for a period of two years following the date of delivery ex-works.
 No warranty is granted in connection with faults resulting from improper use, application, normal wear and tear, external influences or use of non-original replacement parts, damage resulting from transportation.
 The Company recommends that the installation of outdoor lighting fixtures is made by a skilful person and that the enclosed assembly instructions are followed and kept for further future maintenance.
 The Company will not assume responsibility for corrosion or other resulting damage to the Goods where they are installed in areas in which fertilizer or salt are present, either in the air or in the soil or where Goods are installed near to chemical plants etc with emissions of heavily polluted air.
 The Buyer undertakes to inform his customers about the regular maintenance of the products. In particular for the products in stainless steel AISI 316, by means of the technical sheets included in his catalogue, the distributor will inform his customer regarding the specific products (among which also those available from the Company aimed to remove possible colour spots) liable to keep the features of the products unaltered. Claims should be promptly submitted in a written form to the Company together with copy of the purchase invoice and stating the delivery date, description of the faults and quantity of faulty products. Products that are proved to be defective in material or workmanship will be repaired, replaced by the Company within a reasonable period after the claim. Returns of faulty Goods will be accepted by the Company only upon written authorization, adequately despatched and packed with transport prepaid. Extra costs borne by the Buyer in consequence of the faults of the products will not be carried by the Company, if not previously agreed in written form.
 The Company will not assume any responsibility in the following cases:
 improper assembly, use or maintenance of the products and their incorrect conservation.
 This guarantee shall not apply to products that have been altered, improperly used or installed or repaired without prior written authorization from the Company. If quality and performance have become less due to the application of accessories not approved by the Company. This guarantee deletes and replaces any other further responsibility arising from the products supplied; in particular the Buyer shall have no right to claim for damages reimbursement (indirect or consequent damages included or profit losses) reduction of prices or resolution of the Contract.



LANDA®

Art Direction: Stefano Dall'Osso - SPLD
Technicals: Landa S.p.A.
Photos: F16 Studio
Rendering: Andrea Zani
Concept & Graphic Design: ASB\COMUNICAZIONE
Print: ColorArt

Landa Illuminotecnica S.p.A. reserves itself the faculty to change or to modify, without advance notice, the dimensions and the technical characteristics of the products indicated in this catalogue, due to operative necessities to improve the functionality or updating with law regulation.

Landa Illuminotecnica S.p.A. si riserva la facoltà di variare o modificare, senza preavviso, le dimensioni e le caratteristiche tecniche dei prodotti indicati in questo catalogo in funzione delle necessità operative, per migliorarne la funzionalità o in adeguamento a normativa di legge.

LANDA ILLUMINOTECNICA S.p.A
Via Rosmini, 13/15
25065 Lumezzane
Brescia

+39 0308920966
info@landa.it