

**ROBBERS<sup>®</sup>**

INDOOR  
2022-2025

## SCHMIEDEKUNST AUS LEIDENSCHAFT

Seit 1964 werden in unserem Familienunternehmen in Südlohn Leuchten und Schmiedearbeiten in höchster Qualität hergestellt.

Durch sorgfältige Handwerkskunst entstehen hier Wohnraum- und Gartenleuchten, Straßenlaternen und Sonderanfertigungen verschiedenster Art. Jede Arbeit für sich – ein Unikat, das im Münsterland unter einem Dach entwickelt und gefertigt wird.

Alle verwendeten Gläser sind zudem mundgeblasen. Wir arbeiten ausschließlich mit hochwertigen Materialien und Rohstoffen. Die verschiedenen Standardoberflächen haben wir auf Seite 104 abgebildet.

Die heute so wichtige Anforderung der Nachhaltigkeit erfüllen unsere Produkte, die für Generationen gemacht sind. Zudem verstehen wir die Nachhaltigkeit auch als Ansporn, die Weiterführung der Handwerks-tradition sicherzustellen.

Mit der Ausbildung junger Menschen zum Schmied trägt die Firma Robers-Leuchten dazu bei, eine seit dem Altertum bestehende Tradition aufrechtzuerhalten und sie mit Kreativität und modernen Impulsen zu Produkten von zeitlosem Design zu verschmelzen.



## CRAFTSMANSHIP WITH PASSION

Since 1964 we have been producing high quality lighting fixtures in our family owned company in Südlohn / Germany.

Our lighting fixtures are carefully crafted by experienced blacksmiths. Indoor and garden lighting, street lighting and customized items are created in various types. Each for itself – a unique piece developed and manufactured under one roof here in Germany.

We only work with high-class materials and all glasses we use are hand-blown. In this way each item becomes a unique touch. For different finishes see page 104.

Our products are made for generations and meet the requirements of sustainability which becomes more and more important today. We also feel sustainability as incentive to continue with tradition of handcraft.

By training young people to become blacksmith we help to maintain an ancient tradition, which combined with creativity and modern impulses comes to products of timeless design.



## LA FORGE, NOTRE PASSION

Depuis 1964, notre entreprise familiale, implantée à Südlohn en Allemagne, réalise des luminaires ainsi que de la ferronnerie d'art d'une qualité remarquable.


Forts de notre savoir-faire et de notre expérience, nous proposons des solutions d'équipement et d'aménagement décoratifs et fonctionnels dans les domaines de l'éclairage intérieur, extérieur et urbain.

La fabrication des produits au sein de nos ateliers familiaux et de ceux de nos partenaires locaux, offre une très grande flexibilité, permettant de répondre aux demandes les plus spécifiques.


Soigneusement forgée à la main, puis façonnée dans le respect des traditions artisanales, chaque pièce est unique. Les matériaux que nous travaillons sont de très haute qualité et les verres soufflés proviennent de maîtres verriers. Nos réalisations sont ainsi durables, destinées à plusieurs générations.

Enfin, nous mettons un point d'honneur à la formation des jeunes au métier de forgeron, assurant la transmission d'une tradition ancestrale, tout en respectant les tendances modernes et en proposant un design intemporel.

Retrouvez le nuancier des patines de finition page 104.





 Начиная с 1964 года на нашем семейном предприятии в городе Зюдлон в Германии мы производим светильники высочайшего качества.

Марка RPBERS – это традиции, основательность и классический дизайн.

Новые идеи светильников рождаются в нашем доме и здесь же воплощаются в жизнь высококлассными мастерами ручнойковки. Это позволяет очень гибко реагировать на пожелания клиентов. Каждая работа мастеров уникальна.

В производстве используются только высококачественные материалы, такие как устойчивый к воздействию морской воды алюминий, чугун, оцинкованная сталь и медь.

Образцы покрытий, используемых при производстве изделий, представлены на странице 104.

Мы идем в ногу с техническими инновациями и уже сегодня оснащаем светильники светодиодными (LED) и другими современными энергосберегающими источниками света.

Светильники поставляются укомплектованными только высококачественными электрическими компонентами и готовыми к установке.

Наши производственные возможности позволяют осуществить самые изысканные пожелания клиента. Мы реализуем ваши представления по разработанному нами эскизу.



## CONTEMPORARY



The modern luminaires of the category CONTEMPORARY impress with their simple aesthetics and technical details.

The contrast between plain steel and mouth-blown or specially coated flat glass is an important stylistic element of this series. Moreover it offers various possibilities in individual project designs.

The linear design is particularly emphasized by the hand-applied patination.


## INDUSTRIAL



A design like taken from the beginning of the industrial century. Our luminaires of the category INDUSTRIAL reflect the aesthetic charm of industrial culture.

The combination of timeless design, solid steel and authentic details give this series its unique character.

## THEME



Theme Lighting is our greatest passion.

The individual solutions for numerous theme parks around the world allow us to redefine the boundaries between creativity and technical solutions.

There were medieval chandeliers, flight objects in Jules Verne style or lamps which took us to another galaxy which left our manufactory.

Each lamp is unique.

## CLASSIC



These luminaires are inspired by historical designs and produced in a traditional way by our experienced craftsmen.

As an reproduction of historical models or timeless classics our lights are giving old wine cellars, mansions and historical buildings a new brilliance.

Our candle series creates an atmosphere with a timeless charm and offers a big flexibility regarding sizes and shapes to fit your projects.



**CONTEMPORARY**



**HL 2673**



**HL 2671**

**HL 2673**

socket: 12 x E 27  
4 x GU10  
height: 363 mm  
diameter: 1400 mm  
weight: 41 kg

glass: 12 x Nr. 285-16-M  
finish: iron nature  
rope: 1,5 m steel rope  
canopy: 4 x Ø120 mm

**HL 2671**

socket: 8 x E 27  
4 x GU10  
height: 363 mm  
diameter: 990 mm  
weight: 31 kg

glass: 8 x Nr. 285-16-M  
finish: iron nature  
rope: 1,5 m steel rope  
canopy: 4 x Ø120 mm







Canopy



DE 2675

**DE 2675**

socket: 1 x E 27  
 height: 290 mm  
 diameter: 130 mm  
 glass: Nr. 285-16-M-B  
 finish: iron nature  
 weight: 2 kg



**TL 4107**

socket: 1 x E 27  
 height: 410 mm  
 width: 150 mm  
 glass: Nr. 285-16-M  
 finish: iron nature  
 weight: 3 kg

**SL 119**

socket: 1 x E 27  
 height: 1450 mm  
 width: 245 mm  
 glass: Nr. 411-16-M  
 finish: iron nature  
 weight: 8 kg



SL 119



TL 4107



WL 3715



WL 3717

**WL 3717**

socket: 7 x E 27  
height: 480 mm  
width: 1080 mm  
dist. to wall: 140 mm

glass: 7 x Nr. 285-16-M  
finish: iron nature  
weight: 24 kg

**WL 3715**

socket: 1 x E 27  
height: 1300 mm  
width: 89 mm  
dist. to wall: 140 mm

glass: Nr. 285-16-M  
finish: iron nature  
weight: 8 kg

**WL 3711**

socket: 1 x E 27  
height: 480 mm  
width: 89 mm  
dist. to wall: 140 mm

glass: Nr. 285-16-M  
finish: iron nature  
weight: 2 kg

**WL 3713**

socket: 2 x E 27  
height: 480 mm  
width: 230 mm  
dist. to wall: 140 mm

glass: 2 x Nr. 285-16-M  
finish: iron nature  
weight: 6 kg



WL 3711



WL 3713

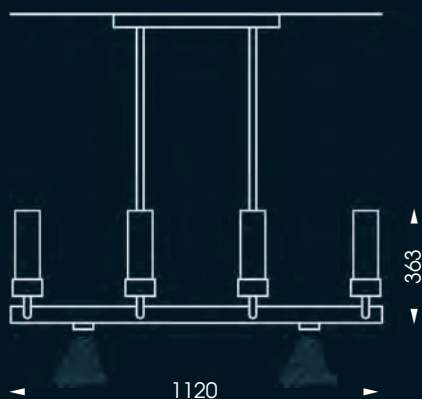


## HL 2677

### HL 2677

socket: 8 x E 27, 2 x GU 10    glass: 8 x Nr. 285-16-M  
height: 363 mm    finish: iron nature  
width: 1120 mm    weight: 28 kg  
canopy: 500 x 150 mm

The overall height will be made according to your requirements.



HL 2677  
Detail

**HL 2691**  
reflection  
upwards



**HL 2691**  
Detail



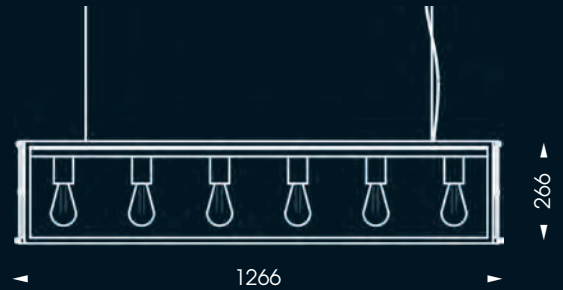
**HL 2691**  
infinity  
reflection



**HL 2691**

socket:	6 x E 27	glass:	dichroic blue/gold
height:	266 mm	finish:	iron nature
width:	1266 mm	rope:	1,5 m steel
canopy:	2 x 220 x 50 mm	weight:	21 kg

The glass changes its appearance depending on the incidence of light, creating an individual play of colours. The angle of the glass frames can be adjusted by a mechanism. In this way the reflection of the light can be directed upwards or downwards.



**HL 2691**  
reflection  
Downwards



**HL 2691**  
Canopy



HL 2691





SL 121



SL 121  
reflection  
downwards



SL 121  
reflection  
upwards



SL 121  
Detail



**WL 3721**

**SL 121**

socket: 2 x E 27  
 height: 1750 mm  
 width: 400 mm  
 depth: 300 mm

glass: dichroic blue/gold  
 finish: iron nature  
 weight: 28 kg

**WL 3721**

socket: 2 x E 27  
 height: 300 mm  
 width: 451 mm  
 dist. to wall: 269 mm

glass: dichroic blue/gold  
 finish: iron nature  
 weight: 8 kg


The glass changes its appearance depending on the incidence of light, creating an individual play of colors. The angle of the glass frames can be adjusted by a mechanism. In this way the reflection of the light can be directed upwards or downwards.



**WL 3721  
 Detail**



ST 2685



Detail



ST 2684





**ST 2688**

**ST 2685**

socket: 3 x GU 10  
height: 115 mm  
width: 134 mm

length: 394 mm  
finish: iron nature  
weight: 3 kg

**ST 2684**

socket: 1 x GU 10  
height: 115 mm  
width: 134 mm

length: 134 mm  
finish: iron nature  
weight: 1 kg

**ST 2688**

socket: 7 x GU 10  
height: 115 mm  
width: 134 mm

length: 1180 mm  
finish: iron nature  
weight: 9 kg

**ST 2687**

socket: 5 x GU 10  
height: 115 mm  
width: 134 mm

length: 734 mm  
finish: iron nature  
weight: 6 kg

**ST 2686**

socket: 4 x GU 10  
height: 115 mm  
width: 300 mm

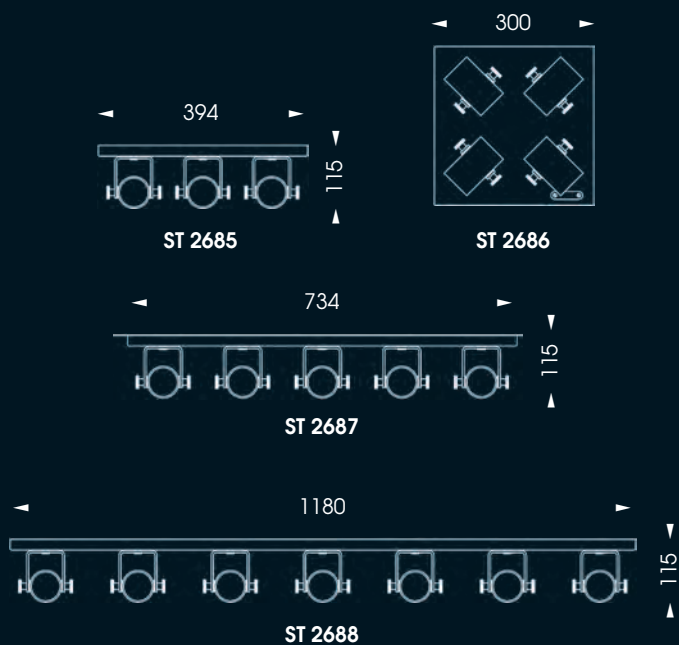
length: 300 mm  
finish: iron nature  
weight: 5 kg

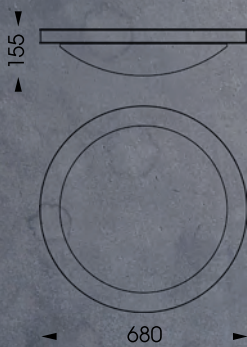


**ST 2687**

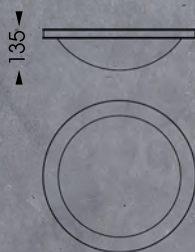


**ST 2686**

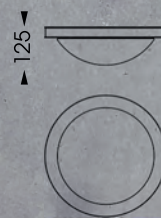




DE 2683



DE 2682



DE 2681



DE 2683



DE 2682



DE 2681

Detail



**DE 2681**

socket: 2 x E 27  
height: 125 mm  
diameter: 400 mm

glass: Nr. 320-16-M  
finish: iron nature  
weight: 6 kg

**DE 2682**

socket: 3 x E 27  
height: 135 mm  
diameter: 500 mm

glass: Nr. 321-16-M  
finish: iron nature  
weight: 10 kg

**DE 2683**

socket: 3 x E 27  
height: 155 mm  
diameter: 680 mm

glass: Nr. 322-16-M  
finish: iron nature  
weight: 16 kg

### WL 3732

socket: 1 x E 27  
8W LED 2200K  
finish: iron nature  
dist. to wall: 93 mm

width: 120 mm  
height: 403 mm  
weight: 3 kg

### TL 4109

socket: 1 x E 27  
8W LED 2200K  
finish: iron nature

width: 140 mm  
height: 408 mm  
weight: 3 kg

### SL 122

socket: 1 x E 27  
8W LED 2200K  
finish: iron nature

width: 160 mm  
height: 1200 mm  
weight: 8 kg



SL 122



WL 3732



TL 4109



HL 2699

WL 3730



WL 3730  
Detail





**HL 2699**

**WL 3730**

socket: 2 x GU 10 up  
1 x GU 10 down  
height: 200 mm  
dist. to wall: 105 mm

finish: iron nature  
width: 260 mm  
weight: 4 kg

**HL 2699**

socket: 9 x GU 10 up  
9 x GU 10 down  
rope: 1,5 m steel rope  
canopy: Ø 219 mm


finish: iron nature  
height: 80 mm  
diameter: 1406 mm  
weight: 43 kg

This suspension lamp with up- and downlights can be produced in the diameter you require.





**HL 2674**



**HL 2674  
Detail**

**HL 2674**

socket: 12 x E 27  
4 x GU 10  
height: 200 mm  
diameter: 1365 mm

canopy: Ø 4 x 120 mm  
finish: iron nature  
rope: 1,5m steel rope  
weight: 30 kg

**HL 2678**

socket: 8 x E 27  
2 x GU 10  
height: 200 mm  
width: 315 mm

canopy: 500 x 150 mm  
finish: iron nature  
weight: 20 kg  
length: 1120 mm

The overall height will be made according to your requirements.

**DE 2676**

socket: 1 x E 27  
diameter: 120 mm  
height: 98 mm

finish: iron nature  
weight: 1 kg



HL 2678



DE 2676



HL 2678  
Detail



**WL 3716**  
Detail



**WL 3710**



**WL 3712**

**WL 3712**

socket:	2 x E 27 8W LED 2200K	width:	230 mm
finish:	iron nature	height:	480 mm
dist. to wall:	130 mm	weight:	5 kg

**WL 3716**

socket:	7 x E 27 8W LED 2200K	width:	1080 mm
finish:	iron nature	height:	480 mm
dist. to wall:	130 mm	weight:	18 kg

**WL 3710**

socket:	1 x E 27 8W LED 2200K	width:	60 mm
finish:	iron nature	height:	480 mm
dist. to wall:	130 mm	weight:	2 kg







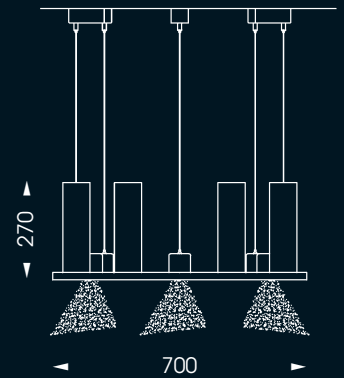
WL 3582



HL 2557  
Detail

**HL 2557**

socket: 6 x E 27, 3 x GU 10  
 height: 270 mm  
 diameter: 700 mm  
 canopy: 3 x 262 x 50 mm  
 glass: 6 x Nr. 285-16-M  
 finish: iron nature  
 weight: 19 kg  
 rope: 1,5 m steel rope



**WL 3582**

socket: 1 x E 27  
 height: 630 mm  
 width: 125 mm  
 dist. to wall: 130 mm

glass: Nr. 285-smoke  
 finish: smokey grey  
 weight: 3 kg



HL 2557  
Detail





HL 2701



HL 2701  
Detail

**HL 2701**

socket:	1 x E 27 1 x GU 10	glass:	Nr. 333-16-M
height:	292 mm	finish:	iron nature
diameter:	180 mm	weight:	3 kg
		canopy:	Ø 188 mm

The overall height will be made according to your requirements.



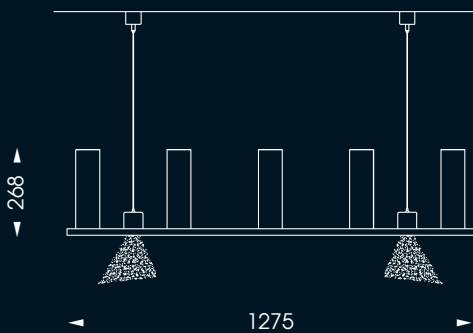
◀ 120 ▶  
◀ 188 ▶



**HL 2555**

**HL 2555**

socket:	5 x E 27 2 x GU 10	glass:	5 x Nr. 285-16-M
length:	1275 mm	finish:	iron nature
width:	130 mm	height:	268 mm
rope:	1,5 m steel rope	weight:	14 kg
		canopy:	2 x 262 x 50 mm




**HL 2555  
Detail**



111.000.637

111.000.637  
Detail





### 111.000.637

socket: 2 x HL 2569-400 (E 27)  
 1 x HL 2696-400 (E 27)  
 5 x spots (GU 10)

finish: iron nature  
 height: 750 mm  
 length: 3230 mm  
 width: 1910 mm

#### customized tube system

An individual production for your premises. We manufacture a construction with swiveling spotlights, metal shades or suspensions according to your specifications. The overall height will be made according to your requirements.

### 111.000.637 Detail







**INDUSTRIAL**



DE 2644



HL 2680



WL 3678



SL 116

### DE 2644

socket: 1 x E 27  
height: 205 mm  
diameter: 127 mm

finish: iron nature  
weight: 1 kg

### HL 2680

socket: 1 x E 27  
height: 400 mm  
width: 206 mm

rope: 1,5 m steel rope  
finish: iron nature  
weight: 6 kg

### WL 3678

socket: 1 x E 27  
height: 413 mm  
width: 206 mm  
dist. to wall: 250 mm

finish: iron nature  
weight: 4 kg

### SL 116

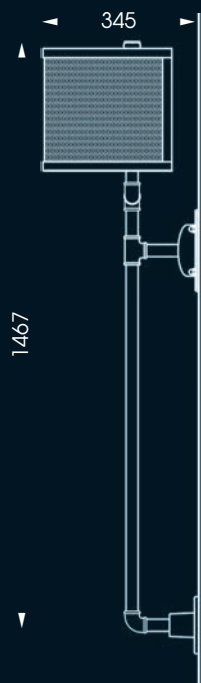
socket: 1 x E 27  
height: 1600 mm  
width: 220 mm

finish: old copper  
weight: 17 kg



**WL 3680**

- socket: 2 x E 27
- height: 1467 mm
- width: 396 mm
- dist. to wall: 345 mm
- finish: old copper
- weight: 11 kg



**WL 3680**



TL 4101



**WL 3629**

**TL 4101**

socket: 1 x E 27  
height: 446 mm  
width: 140 mm

finish: iron nature  
weight: 4 kg

**WL 3629**

socket: 1 x E 27  
height: 264 mm  
width: 130 mm  
dist. to wall: 148 mm

finish: iron nature  
weight: 2 kg

**TL 4110**

socket: 2 x E 27  
height: 446 mm  
width: 270 mm

finish: iron nature  
weight: 5 kg



**TL 4110**



HL2690



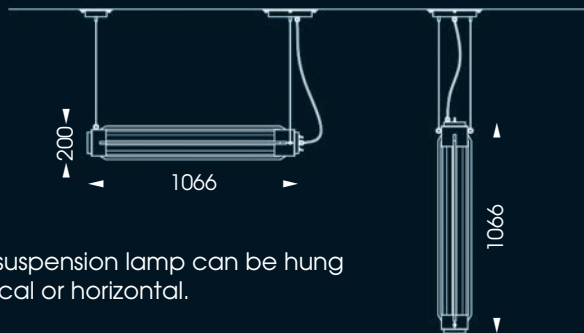
HL2690

**WL 3720**

socket:	2 x G13 14W LED 3000K	dist. to wall:	180 mm
length:	1066 mm	glass:	Nr. 529-17
width:	200 mm	finish:	iron nature
		weight:	17 kg

**HL 2690**

socket:	2 x G13 14W LED 3000K	glass:	Nr. 529-17
finish:	iron nature	length:	1066 mm
width:	200 mm	weight:	21 kg
		rope:	1,5 m steel rope



This suspension lamp can be hung vertical or horizontal.



HL2690  
Detail



WL 3720



## HL 2700-400

### HL 2700-400 Detail



### HL 2700-400

socket: 1 x E 27  
height: 350 mm  
diameter: 400 mm

finish: iron nature  
weight: 6 kg  
canopy: B Nr. 45

The overall height of this fixture will be made according to your requirements.

### HL 2569-400

socket: 1 x E 27  
height: 300 mm  
diameter: 400 mm

finish: iron nature  
weight: 4 kg  
canopy: B Nr. 45








HL 2569-400



**HL 2696-400**



**HL 2696-400  
Detail**

**HL 2696-400**

socket:	1 x E 27	finish:	iron nature
height:	372 mm	weight:	5 kg
diameter:	400 mm	canopy:	B Nr. 44
chain:	K 1162 - 1 m		

**AL 6915**


socket:	1 x E 27	glass:	Nr. 447-17
height:	330 mm	finish:	iron nature
width:	158 mm	weight:	4 kg

**WL 3683**

socket:	1 x E 27	glass:	Nr. 447-17
height:	365 mm	finish:	iron nature
width:	158 mm	weight:	4 kg
dist. to wall:	280 mm		



AL 6915




WL 3683  
Detail



WL 3683



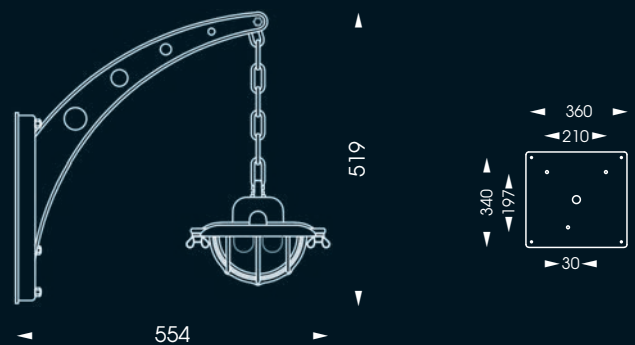
WL 3726



WL 3726  
Detail

**WL 3726**

socket:	2 x G13	length:	1096 mm
	14W LED 3000K	height:	519 mm
glass:	2 x Nr. 526-17	width:	240 mm
finish:	iron nature	weight:	23 kg
chain:	2 x K 1163 - 1 m	dist. to wall:	554 mm





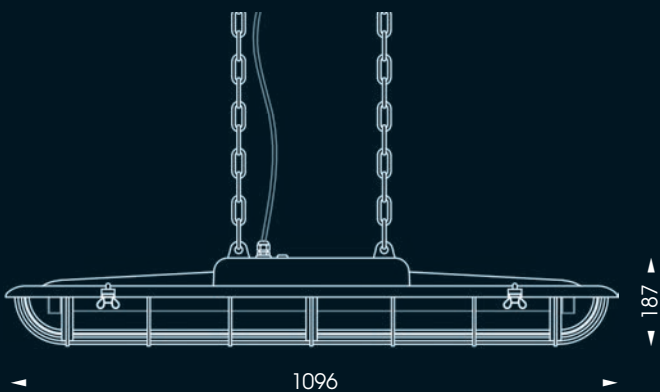
HL 2693



**HL 2693**

socket:	2 x G13	length:	1096 mm
	14W LED 3000K	height:	187 mm
glass:	2 x Nr. 526-17	width:	240 mm
finish:	iron nature	weight:	19 kg
chain:	2 x K 1163 – 1 m		

**HL 2693  
Detail**





HL 2548



HL 2548  
Detail

### HL 2548

socket: 8 x E 27  
4 x GU 10  
height: 385 mm  
diameter: 1000 mm

glass: 8 x Nr. 411-16-M  
finish: iron nature  
weight: 75 kg  
canopy: 4 x Ø 120 mm

The overall height of this fixture will be made according to your requirements.



1000  
HL 2548



**WL 3580**

**WL 3580**

socket: 1 x E 27  
 height: 700 mm  
 width: 125 mm  
 dist. to wall: 120 mm

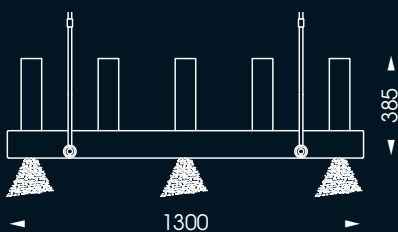
glass: Nr. 411-16-M  
 finish: iron nature  
 weight: 6 kg

**HL 2547**

socket: 5 x E 27  
 3 x GU 10  
 height: 385 mm  
 width: 160 mm

length: 1300 mm  
 glass: 5 x Nr. 411-16-M  
 finish: iron nature  
 weight: 33 kg

The overall height of this fixture will be made according to your requirements.



**HL 2547**



**HL 2547**

**HL 2547  
 Detail**





H 16933



SL 109  
Detail

**H 16933**

socket:	1 x E 27	finish:	iron nature
length:	800 mm	wood:	oiled oak
width:	800 mm	weight:	66 kg
table height:	760 mm	height:	1850 mm
shade:	Ø 400 mm		

**SL 109**

socket:	1 x E 27	depth:	270 mm
height:	1420 mm	finish:	iron nature
width:	360 mm	weight:	15 kg

This handmade cotton dress is tailored by a small studio in Südlonn, Germany.



H 16933  
Detail



SL 109  
Detail







DE 2627



DE 2627  
Detail

**DE 2626 (drawing)**

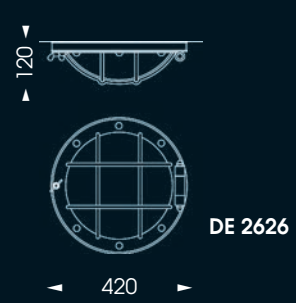
socket: 2 x E 27  
height: 120 mm  
diameter: 420 mm

glass: Nr. 320-16-M  
finish: terra  
weight: 10 kg

**DE 2627**

socket: 3 x E 27  
height: 135 mm  
diameter: 540 mm

glass: Nr. 321-16-M  
finish: terra  
weight: 14 kg



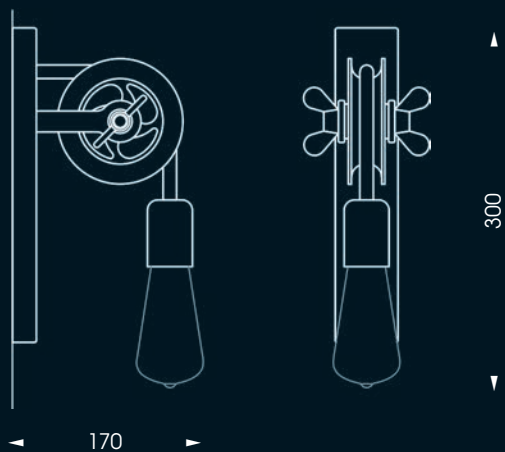


**WL 3673**

**WL 3673**

socket: 1 x E 27  
height: 300 mm  
dist. to wall: 170 mm

finish: iron nature  
width: 120 mm  
weight: 2 kg



**WL 3673**  
Detail



ST 2619



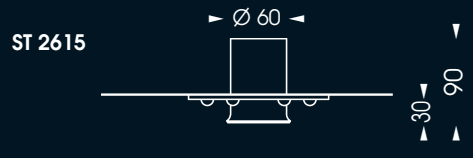
ST 2615

**ST 2619**

socket:	1 x GU 10	finish:	iron nature
width:	130 mm	weight:	1 kg
dist. to wall:	128 mm		

**ST 2615**

socket:	1 x GU 10	finish:	iron nature
height:	90 mm	weight:	1 kg
width:	150 mm		





ST 2654

**ST 2654**


socket: 5 x GU 10      width: 130 mm  
 height: 128 mm      finish: iron nature  
 length: 734 mm      weight: 6 kg

**ST 2647**

socket: 4 x GU 10      width: 300 mm  
 height: 128 mm      finish: iron nature  
 length: 300 mm      weight: 5 kg

**ST 2646**

socket: 3 x GU 10      width: 130 mm  
 height: 128 mm      finish: iron nature  
 length: 394 mm      weight: 4 kg



ST 2647



ST 2647

**ST 2646**



130

ST 2619



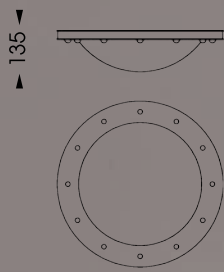
394

ST 2646



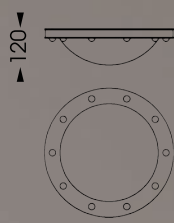
734

ST 2654



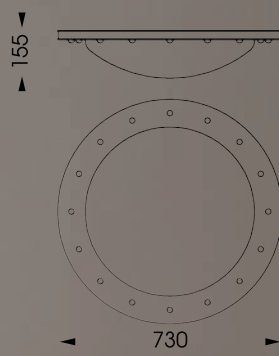
540

DE 2551



420

DE 2550



730

DE 2552



DE 2551

DE 2550

DE 2552

**DE 2550  
Detail**

**DE 2550**

socket: 2 x E 27  
height: 120 mm  
diameter: 420 mm

glass: Nr. 320-16-M  
finish: iron nature  
weight: 8 kg

**DE 2551**

socket: 3 x E 27  
height: 135 mm  
diameter: 540 mm

glass: Nr. 321-16-M  
finish: iron nature  
weight: 14 kg

**DE 2552**

socket: 3 x E 27  
height: 155 mm  
diameter: 730 mm

glass: Nr. 322-16-M  
finish: iron nature  
weight: 16 kg



ST 2628

**ST 2628**

socket:	3 x E 27	length:	760 mm
height:	200 mm	finish:	iron nature
width:	70 mm	weight:	8 kg

**ST 2614**

socket:	1 x E 27	finish:	iron nature
height:	180 mm	weight:	2 kg
width:	120 mm		
dist. to wall:	200 mm		



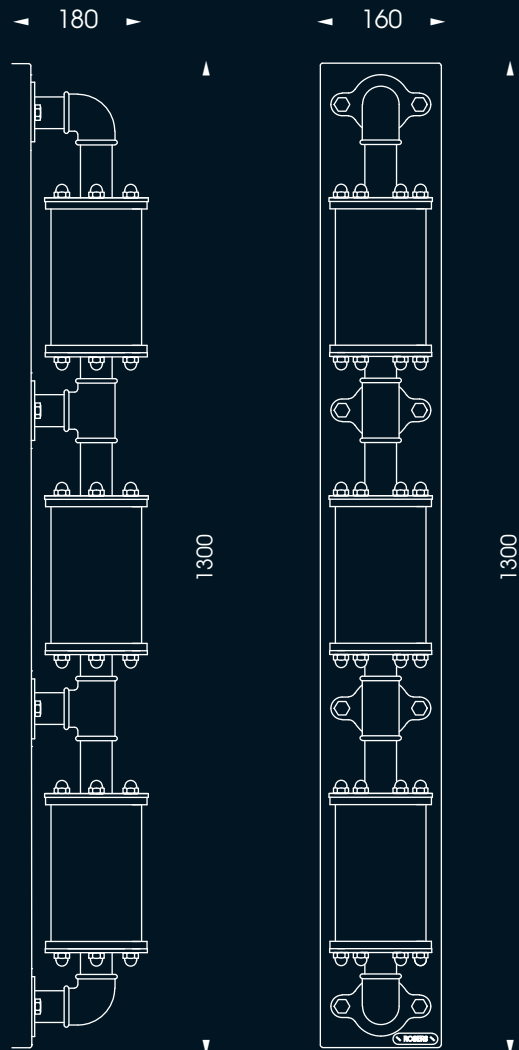
ST 2614  
Detail

ST 2614

## WL 3734

socket: 3 x E 27  
height: 1300 mm  
width: 160 mm  
dist. to wall: 180 mm

glass: 3 x Nr. 116-16  
finish: iron nature  
weight: 16 kg



WL 3734

WL 3734  
Detail





**WILLY**

**111.000.260**

height: 2900 mm  
width: 1018 mm  
depth: 718 mm  
finish: iron nature

Our aquarium is custom made.  
Means we can build the size upon your request.



PRIVATE  
CUSTOMIZED  
WINE CELLAR

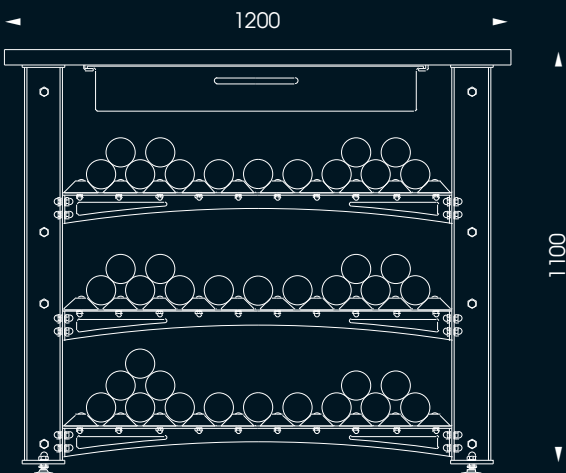




H 16929

### H16929 Wine Counter with drawer

length:	1200 mm	finish:	iron nature
width:	500 mm	wood:	oak
height:	1100 mm	weight:	142 kg





**THEME**



HL 2651




HL 2651  
Detail

**HL 2651**

socket: 2 x E 27  
2 x GU 10  
height: 625 mm  
width: 530 mm

length: 1185 mm  
finish: custom  
weight: 27 kg



1185

625

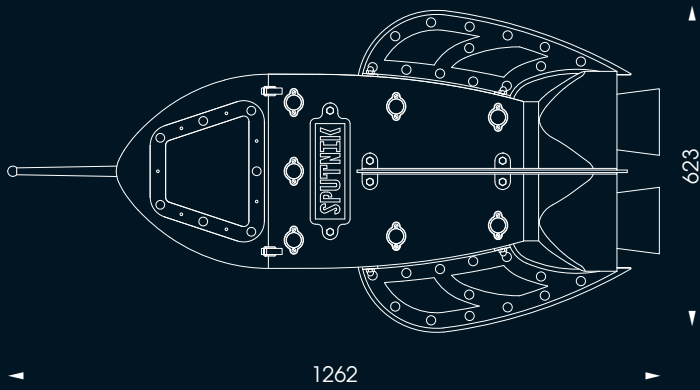


**HL 2652**

**HL 2652**

socket: 5 x E 27  
 length: 1262 mm  
 width: 623 mm

finish: custom  
 weight: 40 kg



**SL 123**


socket: 5 x E 27  
 length: 1620 mm  
 width: 680 mm

finish: custom  
 weight: 45 kg



**SL 123**






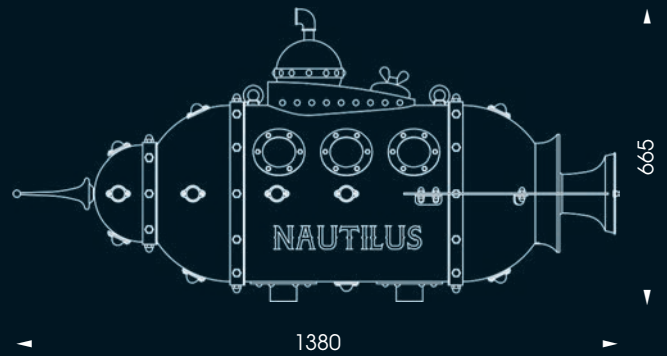
HL 2650



### HL 2650

socket: 2 x E 27  
2 x GU 10  
height: 665 mm  
width: 567 mm  
length: 1380 mm

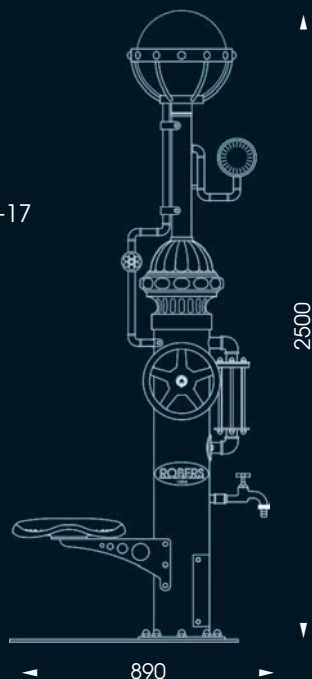
finish: custom  
weight: 31 kg





## AL 6834-I

socket: 2 x E 27  
height: 2500 mm  
width: 890 mm  
depth: 440 mm  
glass: Nr. 141-17, Nr. 285-17  
finish: steampunk  
weight: 118 kg



AL 6834-I



HL 2697



**HL 2694-I**

**HL 2697**

socket: 1 x E 27  
 height: 565 mm  
 diameter: 540 mm  
 canopy: B Nr. 44

finish: steampunk  
 chain: K1163 – 1 m  
 weight: 5 kg

**HL 2694-I**

socket: 1 x E 27  
 height: 525 mm  
 diameter: 256 mm  
 canopy: B Nr. 44

glass: Nr. 504-17-M  
 finish: steampunk  
 chain: K1163 – 1 m  
 weight: 10 kg

**WL 3727-I**

socket: 1 x E 27  
 height: 500 mm  
 width: 256 mm  
 dist. to wall: 360 mm  
 glass: Nr. 504-17-M  
 finish: steampunk  
 weight: 14 kg



**Canopy  
 B Nr. 44**



**WL 3727-I**



**WL 3728**

**WL 3728  
Detail**



**WL 3728**

socket: 1 x E 27  
1 x E 14  
height: 322 mm  
dist. to wall: 244 mm

width: 510 mm  
finish: steampunk  
glass: Nr. 477-17  
weight: 15 kg

**WL 3729**

socket: 1 x E 27  
height: 470 mm  
width: 219 mm  
dist. to wall: 244 mm

glass: Nr. 477-17  
finish: steampunk  
weight: 9 kg




WL 3728  
Detail



WL 3728  
Detail



WL 3729



Detail



WL 3651



WL 3651  
Detail

**WL 3651**

socket:	1 x E 27 1 x GU 10	glass:	4 x Nr. 483 clear
height:	298 mm	finish:	taverna
width:	276 mm	weight:	4 kg
dist. to wall:	187 mm		



**HL 2633**  
**Detail**

**HL 2633**

socket: 1 x E 27  
1 x GU 10  
height: 277 mm  
width: 276 mm

glass: 6 x Nr. 483 clear  
finish: taverna  
weight: 7 kg

The overall height of this fixture will be made according to your requirements.



**HL 2633**  
**Detail**



**HL 2633**



HL 2698-2



HL 2698-3



HL 2698-4



WL 3704





## HL 2669

### HL 2698-2

socket: 1 x E 27  
 height: 420 mm  
 diameter: 250 mm  
 chain: K1161 – 1 m

finish: taverna  
 canopy: B Nr. 44  
 weight: 3 kg

### HL 2698-3

socket: 1 x E 27  
 height: 370 mm  
 diameter: 250 mm  
 chain: K1161 – 1 m

finish: taverna  
 canopy: B Nr. 44  
 weight: 4 kg

### HL 2698-4

socket: 1 x E 27  
 height: 350 mm  
 diameter: 250 mm  
 chain: K1161 – 1 m

finish: taverna  
 canopy: B Nr. 44  
 weight: 4 kg

### HL 2669

socket: 9 x E 14  
 3 x GU 10  
 height: 325 mm  
 diameter: 1450 mm  
 canopy: B Nr. 38

glass: 9 x Nr. 505-195-CO-M cognac  
 finish: taverna  
 chain: 3 x K1163 – 1 m  
 weight: 38 kg

### WL 3704

socket: 2 x E 14  
 1 x GU 10  
 height: 750 mm  
 width: 400 mm  
 dist. to wall: 280 mm

glass: 2 x Nr. 505-195-CO-M cognac  
 finish: taverna  
 weight: 9 kg

You can choose from 5 different knight helmets.



HL 2425-N

**HL 2425-N**  
Detail



**HL 2425-N**

socket: 12 x E 27  
4 x GU 10  
height: 510 mm  
diameter: 1100 mm  
weight: 42 kg

glass: 12 x Nr. 340-AM-M  
finish: patina  
canopy: B Nr. 39  
chain: K 1160 – 1 m

**WL 3477**

socket: 1 x E 27  
height: 680 mm  
width: 140 mm  
dist. to wall: 210 mm

glass: Nr. 340-AM-M  
finish: patina  
weight: 5 kg

**WL 3478**

socket: 1 x E 27  
height: 990 mm  
width: 300 mm  
dist. to wall: 325 mm

glass: Nr. 339-AM-M  
finish: patina  
weight: 12 kg



WL 3477



WL 3478



WL 3660



WL 3661



WL 3662

WL 3660  
Detail



**WL 3660**

socket: 1 x E 27  
height: 650 mm  
width: 140 mm  
dist. to wall: 160 mm

finish: terra  
weight: 3 kg

**WL 3661**

socket: 1 x E 27  
height: 740 mm  
width: 170 mm  
dist. to wall: 150 mm

finish: terra  
weight: 3 kg

**WL 3662**

socket: 1 x E 27  
height: 600 mm  
width: 160 mm  
dist. to wall: 150 mm

finish: terra  
weight: 3 kg

RULANTICA  
GERMANY



PARC ASTERIX  
FRANCE



PARC ASTERIX  
FRANCE



RULANTICA  
GERMANY

JARDIN D'ACCLIMATION  
SCÉNOGRAPHIE THIERRY RETIF  
PARIS



PUY DU FOU  
FRANCE



PUY DU FOU  
FRANCE









**CLASSIC**



WL 3576



WL 3654

**WL 3576**

socket: 9 x E 27  
 height: 500 mm  
 width: 1250 mm  
 dist. to wall: 185 mm  
 glass: 2 x Nr. 345-16-M  
 3 x Nr. 346-16-M  
 4 x Nr. 347-16-M

finish: iron nature  
 weight: 16 kg

**WL 3654**

socket: 1 x E 27  
 height: 650 mm  
 width: 125 mm  
 dist. to wall: 170 mm

glass: Nr. 347-16-M  
 finish: iron nature  
 weight: 4 kg



HL 2509  
 Detail



## HL 2509

socket: 8 x E 27  
2 x GU 10

height: 270 mm

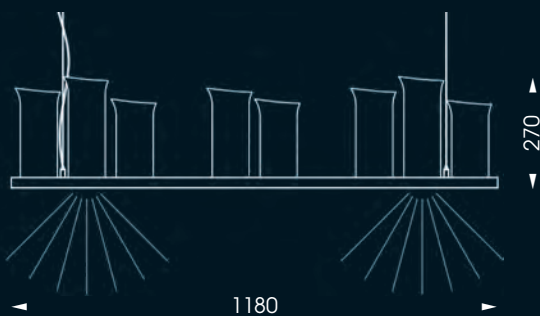
width: 130 mm

length: 1180 mm

rope: 1,5 m steel rope

glass: 3 x Nr. 345-16-M  
3 x Nr. 346-16-M  
2 x Nr. 347-16-M

finish: iron nature  
weight: 18 kg




HL 2509  
Detail

**HL 2560**  
**Detail**



**HL 2560**

socket: 21 x E 27  
3 x GU 10  
height: 1020 mm  
diameter: 1000 mm + 600 mm  
glass: 8 x Nr. 345-16-M  
8 x Nr. 346-16-M  
5 x Nr. 347-16-M  
finish: iron nature  
canopy: B Nr. 38  
weight: 65 kg



**HL 2560**





WL 3484-ST



WL 3484

**WL 3484**

socket: 1 x E 27  
 height: 335 mm  
 width: 165 mm  
 dist. to wall: 185 mm

glass: Nr. 347-16-M  
 finish: iron nature  
 weight: 4 kg

**WL 3484-ST**

socket: 1 x E 27  
 1 x GU 10  
 height: 335 mm  
 width: 165 mm  
 dist. to wall: 185 mm

glass: Nr. 347-16-M  
 finish: patina  
 weight: 4 kg

**WL 3603**

socket: 3 x E 27  
 1 x GU 10  
 height: 335 mm  
 width: 387 mm  
 dist. to wall: 185 mm  
 glass: 1 x Nr. 345-16-M  
 1 x Nr. 346-16-M  
 1 x Nr. 347-16-M

finish: patina  
 weight: 11 kg



WL 3603



HL 2430  
 Detail

## HL 2430

socket: 8 x E 27  
2 x GU 10

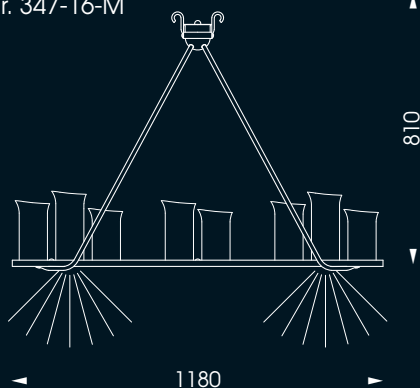
height: 810 mm

width: 130 mm

length: 1180 mm

glass: 3 x Nr. 345-16-M  
3 x Nr. 346-16-M  
2 x Nr. 347-16-M

finish: iron nature  
chain: K 1159 – 1 m  
weight: 20 kg





### WL 3625

socket: 1 x E 27  
height: 1300 mm  
width: 100 mm  
dist. to wall: 220 mm

glass: Nr. 346-16-M  
finish: iron nature  
weight: 6 kg

### SL 105

socket: 2 x E 27  
height: 1840 mm  
width: 420 mm

glass: 2 x Nr. 346-16-M  
finish: iron nature  
weight: 20 kg

### TL 4100

socket: 1 x E 27  
height: 225 mm  
width: 160 mm

glass: Nr. 347-16-M  
finish: iron nature  
weight: 2 kg



SL 105

TL 4100





WL 3625





WL 3696



WL 3695



**TL 4105**

**TL 4105**

socket: 1 x E 27  
 height: 535 mm  
 width: 200 mm

glass: Nr. 513-16-M  
 finish: old bronze  
 weight: 5 kg

**WL 3695**

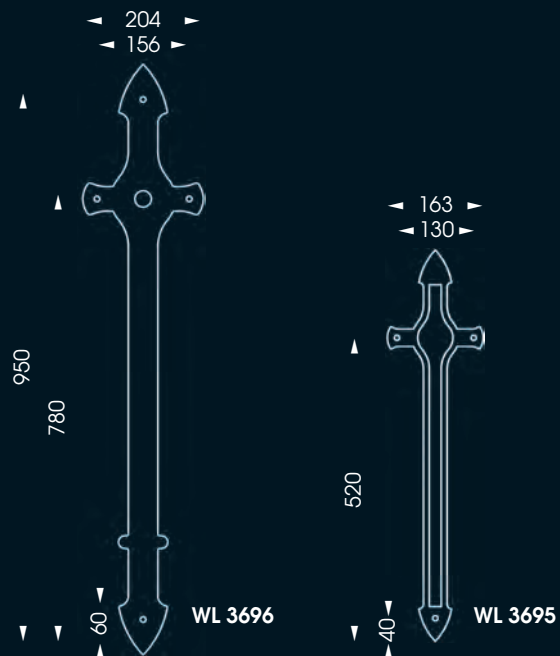
socket: 1 x E 27  
 height: 995 mm  
 width: 178 mm  
 dist. to wall: 280 mm

glass: Nr. 513-16-M  
 finish: old bronze  
 weight: 6 kg

**WL 3696**

socket: 1 x E 27  
 height: 1490 mm  
 width: 267 mm  
 dist. to wall: 420 m

glass: Nr. 514-16-M  
 finish: old bronze  
 weight: 12 kg





HL 2657

WL 3689  
Detail

**HL 2657**

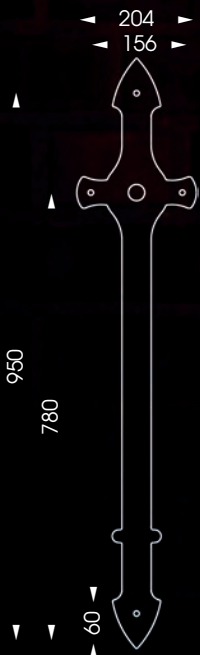
socket:	4 x E 27 4 x GU 10	glass:	4 x Nr. 340-AM-M
height:	350 mm	finish:	old bronze
diameter:	765 mm	chain:	K 1162 – 1 m
		weight:	22 kg

**WL 3688**

socket:	1 x E 27	glass:	Nr. 340-AM-M
height:	737 mm	finish:	old bronze
width:	145 mm	weight:	6 kg
dist. to wall:	254 mm		

**WL 3689**

socket:	1 x E 27	glass:	Nr. 339-AM-M
height:	1130 mm	finish:	old bronze
width:	227 mm	weight:	12 kg
dist. to wall:	395 mm		




WL 3689



WL 3688

WL 3689

WL 3688



HL 2667



WL 3703



WL 3702

**HL 2666**

socket: 6 x E 14  
 height: 330 mm  
 diameter: 700 mm  
 chain: K 1162 – 1 m  
 weight: 18 kg

glass: 6 x Nr. 505-195-CO-M  
 cognac  
 finish: taverna  
 canopy: B Nr. 38

**HL 2667**

socket: 18 x E 14  
 height: 830 mm  
 weight: 55 kg  
 diameter: 600 +1200 mm

glass: 18 x Nr. 505-195-CO-M  
 cognac  
 finish: taverna  
 chain: K 1163 – 1 m

**WL 3702**


socket: 1 x E 14  
 height: 750 mm  
 width: 94 mm  
 dist. to wall: 164 mm

glass: Nr. 505-195-CO-M  
 cognac  
 finish: taverna  
 weight: 3 kg

**WL 3703**

socket: 2 x E 14  
 height: 750 mm  
 width: 300 mm  
 dist. to wall: 164 mm

glass: 2 x Nr. 505-195-CO-M  
 cognac  
 finish: taverna  
 weight: 5 kg



HL 2666



**WL 903**

**WL 901**

socket: 1 x E 14  
 height: 350 mm  
 width: 110 mm  
 dist. to wall: 220 mm

glass: 1 x Nr. 351-16-M  
 finish: patina  
 weight: 4 kg

**WL 903**

socket: 3 x E 14  
 height: 415 mm  
 width: 335 mm  
 dist. to wall: 205 mm

glass: 3 x Nr. 351-16-M  
 finish: patina  
 weight: 6 kg

**HL 853**

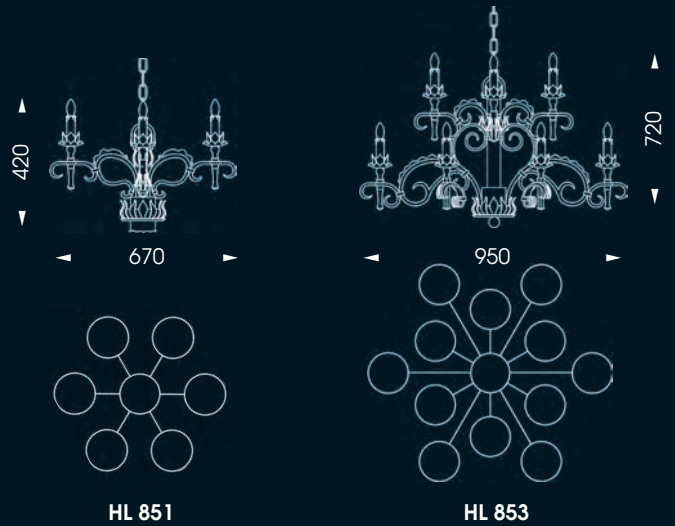
socket: 12 x E 14  
 height: 720 mm  
 width: 950 mm  
 hooks: B 196

glass: 12 x Nr. 351-16-M  
 finish: patina  
 weight: 58 kg

**HL 851 (drawing)**

socket : 6 x E 14  
 height: 420 mm  
 canopy: B Nr. 39

glass: 6 x Nr. 351-16-M  
 width: 670 mm  
 hooks: B 196



**HL 851**

**HL 853**



**WL 901**





HL 853

### WL 3499

socket: 1 x E 14  
height: 330 mm  
width: 250 mm  
dist. to wall: 140 mm

glass: Nr. 315-17  
Nr. 351-16-M  
finish: patina  
weight: 5 kg

### WL 3483

socket: 2 x E 14  
height: 490 mm  
width: 350 mm  
dist. to wall: 190 mm

glass: 1 x Nr. 350-17  
2 x Nr. 351-16-M  
finish: patina  
weight: 12 kg

### HL 2428

socket: 4 x E 14  
height: 820 mm  
diameter: 340 mm  
weight: 12 kg

glass: 1 x Nr. 348-17  
4 x Nr. 351-16-M  
finish: patina  
Canopy: B Nr. 38



WL 3499



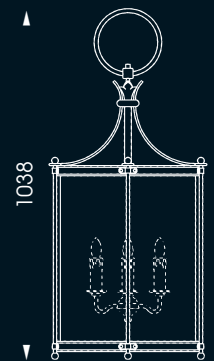
WL 3483



HL 2452  
3 x E 14



HL 2428  
4 x E 14



HL 2429  
4 x E 14



HL 2428

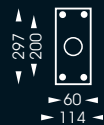


WL 3724-I

**WL 3724-I  
Detail**

**WL 3724-I (WA 7170, AL 1603-H)**

socket: 1 x E 27  
 height: 790 mm  
 width: 352 mm  
 dist. to wall: 453 mm  
 glass: clear, facets  
 finish: old copper  
 weight: 16 kg



**HL 2653-I (AL 1603-H)**

socket: 1 x E 27  
 height: 700 mm  
 width: 370 mm  
 finish: old copper  
 glass: clear, facets  
 chain: K 1162 - 1 m  
 canopy: B Nr. 38  
 weight: 10 kg



# REFERENCES




**TECHNICAL**




iron nature




taverna




terra



patina



vintage



steampunk







old black




black silver



old copper



old bronze



smoky grey

## FINISH

The final finish is made by hand, therefore slight colour differences are possible. Of course also every RAL colour is possible.

Alle Leuchten werden von Hand lackiert, leichte Farbabweichungen sind daher möglich. Selbstverständlich können die Leuchten auch in jeder RAL-Farbe lackiert werden.


Toutes les patines de finition sont peintes à la main, c'est pourquoi de légères nuances de teinte sont possibles. Toutes les couleurs RAL sont également réalisables.

# GLASS

1 ANTIKA  
1-M ANTIKA FROSTED  
1-AM ANTIKA AMBER

1-AM-M ANTIKA AMBER FROSTED  
AM-M AMBER FROSTED  
16 OPAL

16-M OPAL FROSTED  
17 CLEAR  
17-M CLEAR FROSTED



# INDEX

## SUSPENSION LAMPS

HL851	.96
HL853	.97
HL2425-N	.74
HL2428	.99
HL2429	.98
HL2430	.87
HL2452	.98
HL2509	.83
HL2547	.47
HL2548	.46
HL2555	.29
HL2557	.27
HL2560	.84
HL2569-400	.41
HL2633	.71
HL2650	.64
HL2651	.62
HL2652	.63
HL2653	.101
HL2657	.92
HL2666	.95
HL2667	.94
HL2669	.73
HL2671	.8
HL2673	.8
HL2674	.22
HL2677	.11
HL2678	.23
HL2680	.34
HL2690	.38
HL2691	.12
HL2693	.45
HL2694-1	.67
HL2696-400	.42
HL2697	.66
HL2698-2	.72
HL2698-3	.72
HL2698-4	.72
HL2699	.20
HL2700-400	.40
HL2701	.28

## FLOOR LAMPS

SL105	.88
SL109	.49
SL116	.34
SL119	.9
SL121	.14
SL122	.19
SL 123	.63

## POST LAMPS

AL6834-1	.65
----------	-----

## ACCESSOIRES

H16929	.59
H16933	.48

## CUSTOM MADE

111.000.260	.57
111.000.637	.30

## TABLE LAMPS

TL4100	.88
TL4101	.36
TL4105	.91
TL4107	.9
TL4109	.19
TL4110	.37

## SPOTS

ST2614	.55
ST2615	.52
ST2619	.52
ST2628	.55
ST2646	.53
ST2647	.53
ST2654	.53
ST2684	.16
ST2685	.16
ST2686	.17
ST2687	.17
ST2688	.17

## WALL LAMPS

WL3477	.75
WL3478	.75
WL3483	.98
WL3484	.86
WL3484-ST	.86
WL3499	.98
WL3576	.82
WL3580	.47
WL3582	.26
WL3603	.86
WL3625	.89
WL3629	.37
WL3651	.70
WL3654	.82
WL3660	.76
WL3661	.76
WL3662	.76
WL3673	.51
WL3678	.34

WL3680	.35
WL3683	.43
WL3688	.93
WL3689	.93
WL3695	.90
WL3696	.90
WL3702	.95
WL3703	.95
WL3704	.72
WL3710	.24
WL3711	.10
WL3712	.24
WL3713	.10
WL3715	.10
WL3716	.25
WL3717	.10
WL3720	.39
WL3721	.15
WL3724	.100
WL3726	.44
WL3727-1	.67
WL3728	.68
WL3729	.69
WL3730	.20
WL3732	.19
WL3734	.56
WL901	.96
WL903	.96

## CEILING LAMPS

AL6915	.43
DE2550	.54
DE2551	.54
DE2552	.54
DE2626	.50
DE2627	.50
DE2644	.34
DE2675	.9
DE2676	.23
DE2681	.18
DE2682	.18
DE2683	.18

WE RESERVE US THE RIGHT TO CHANGE THE SHAPE AND DESIGN OF OUR LIGHTING FIXTURES. ALL MEASUREMENTS AND WEIGHT DECLARATIONS ARE APPROXIMATE DUE TO THE HAND MADE PRODUCTION.

ÄNDERUNGEN IN FORM UND AUSFÜHRUNG UNSERER LEUCHTEN BLEIBEN UNS VORBEHALTEN. ALLE MASSE UND GEWICHTE SIND CIRCA ANGABEN AUFGRUND DER HANDWERKLICHEN FERTIGUNG.

NOUS NOUS RESERVONS LE DROIT DE MODIFIER LES CARACTERISTIQUES DE NOS PRODUITS SANS PREAVIS. LES DIMENSIONS ET LES POIDS SONT APPROXIMATIFS EN RAISON DE LA FABRICATION ARTISANALE DE NOS PRODUITS.

**HANDMADE  
LIGHTING  
FROM  
GERMANY**

**ROBERS®**

ROBERS-LEUCHTEN  
GmbH & Co. KG  
Weseker Weg 36  
46354 Südlohn - Germany  
+49 (0) 28 62 - 99 77 - 0  
[www.Robers.com](http://www.Robers.com)  
[office@Robers.com](mailto:office@Robers.com)