

**Collection  
2023/24**



**STILNOVO**

## **Lighting fixtures.**

Apparecchi per l'illuminazione.

Beleuchtungskörper.

**Post-World War II Italy established itself internationally thanks to the happy combination of industrial design and the most famous names in architecture. Stilnovo was one of the first companies to transfer this combination to the lighting sector: since its foundation in 1946, it has never ceased to fascinate historians, collectors and design lovers.**

L'Italia del secondo dopoguerra si è affermata a livello internazionale grazie alla felice combinazione tra il disegno industriale e i più celebri nomi dell'architettura. Stilnovo è stata una delle prime aziende a trasferire questo binomio nel settore dell'illuminazione: dalla sua fondazione nel 1946, non ha mai smesso di affascinare storici, collezionisti e amanti del design.

Nach dem Zweiten Weltkrieg etablierte sich Italien international dank der glücklichen Kombination von Industriedesign und den bekanntesten Namen der Architektur. Stilnovo war eines der ersten Unternehmen, das diese Kombination auf die Beleuchtungsbranche übertrug: Seit seiner Gründung im Jahr 1946 hat es Historiker, Sammler und Designliebhaber immer wieder fasziniert.

**Stilnovo today.**

Stilnovo oggi.

Stilnovo heute.



**Today Stilnovo is part of Linea Light Group, world leader in LED lighting, from which it has inherited a collection of light and contemporary lamps, presented in this catalog together with some re-editions of magnificent icons of the past, designed by the Masters of 20th century design.**

Oggi Stilnovo fa parte di Linea Light Group, leader mondiale dell'illuminazione LED, da cui ha ereditato una collezione di lampade leggere e contemporanee, presentate in questo catalogo insieme ad alcune riedizioni di magnifiche icone del passato, disegnate dai Maestri del design del '900.

Heute ist Stilnovo Teil der Linea Light Group, dem weltweit führenden Unternehmen für LED-Beleuchtung, von der es eine Kollektion von Licht- und zeitgenössischen Lampen geerbt hat, die in diesem Katalog zusammen mit einigen Neuauflagen großartiger Ikonen der Vergangenheit präsentiert werden, die von den Masters of entworfen wurden Design des 20. Jahrhunderts.

**The collection.**

La collezione.

Die Kollektion.

<b>Family</b>	<b>TABLE</b>	<b>FLOOR</b>	<b>SUSPENSION</b>	<b>WALL/CEILING</b>
Famiglia	TAVOLO	TERRA	SOSPENSIONE	PARETE/SOFFITTO
Familie	TISCH	BODEN	AUFHÄNGUNG	WAND/DECKE
<b>Bascula</b>			146	
<b>Bugia</b>	16			266
<b>Buonanotte</b>	20			
<b>Campana</b>			152	
<b>Demí</b>			158	272
<b>Demí Moon</b>		94		
<b>Diphy</b>		98	164	276
<b>Dynamic</b>				280
<b>Fante</b>	24			284
<b>Galassia</b>		104	170	288
<b>Goletta</b>				294
<b>Gravita</b>	28			
<b>Gravitino 541</b>	36			298
<b>Halley</b>	40			
<b>Honey</b>			178	302
<b>Inbilico</b>				306
<b>Kimia</b>		108		
<b>La Mariée</b>	46		182	
<b>Lama</b>	50			312
<b>Lampiatta</b>	54		186	316
<b>Luna</b>		112	190	
<b>Megafono</b>	58		194	320
<b>Meta</b>	62			
<b>Minibox</b>	66			324
<b>Minitopo</b>	70			
<b>Mongolfier</b>			200	
<b>Mr. Magoo</b>		116	204	328
<b>Opti-Line</b>			208	
<b>Oxygen</b>		120	212	332
<b>Periscopio</b>	76	126		
<b>Quad</b>			218	338
<b>Reflexio</b>			224	342
<b>Saliscendi</b>			228	
<b>Saturn</b>			236	348
<b>Sputnik</b>			240	
<b>Tablet</b>		130	246	352
<b>Topo</b>	80	134		
<b>Trepiù</b>			250	
<b>Triedro</b>		138	256	356
<b>Valigia</b>	86			
<b>Xilema</b>			260	360
<b>Xilema system</b>				364
<b>1Night/2Nights</b>				370

**Table**  
Tavolo  
Tisch



**Bugia**, p. 16



**Buonanotte**, p. 20



**Fante**, p. 24



**Gravita**, p. 28



**Gravitino 541**, p. 36




**Halley**, p. 40



**La Mariée**, p. 46



**Lama**, p. 50



**Lampiatta**, p. 54



**Megafono**, p. 58



**Meta**, p. 62



**Minibox**, p. 66




**Minitopo**, p. 70



**Periscopio**, p. 76



**Topo**, p. 80



**Valigia**, p. 86

**Floor**  
Terra  
Boden



**Demí Moon**, p. 94



**Diphy**, p. 98



**Galassia**, p. 104



**Kimia**, p. 108



**Luna**, p. 112



**Mr Magoo**, p. 116



**Oxygen**, p. 120



**Periscopio**, p. 126



**Tablet**, p. 130



**Topo**, p. 134



**Triedro**, p. 138

**Suspension**  
Sospensione  
Aufhängung



**Bascula**, p. 146



**Campana**, p. 152




**Demí**, p. 158



**Diphy**, p. 164



**Galassia**, p. 170



**Honey**, p. 178



**La Mariée**, p. 182



**Lampiatto**, p. 186



**Luna**, p. 190



**Megafono**, p. 194



**Mongolfier**, p. 200



**Mr Magoo**, p. 204



**Opti-line**, p. 208



**Oxygen**, p. 212



**Quad**, p. 218



**Reflexio**, p. 224



**Saliscendi**, p. 228



**Saturn**, p. 236



**Sputnik**, p. 240



**Tablet**, p. 246



**Trepìù**, p. 250



**Triedro**, p. 256



**Xilema**, p. 260

**Wall/ceiling**  
 Parete/soffitto  
 Wand/Decke



**Bugia**, p. 266



**Demí**, p. 272



**Diphy**, p. 276



**Dynamic**, p. 280



**Fante**, p. 284



**Galassia**, p. 288



**Goletta**, p. 294



**Gravitino 541**, p. 298



**Honey**, p. 302



**Inbilico**, p. 306




**Lama**, p. 312



**Lampiatto**, p. 316



**Megafono**, p. 320



**Minibox**, p. 324



**Mr Magoo**, p. 328



**Oxygen**, p. 332



**Quad**, p. 338



**Reflexio**, p. 342



**Saturn**, p. 348





**Tablet**, p. 352



**Triedro**, p. 356



**Xilema**, p. 360



**Xilema system**, p. 364



**1Night/2Nights**, p. 370

# Table

Tavolo  
Tisch

Floor  
Terra  
Boden

**92**

Suspension  
Sospensione  
Aufhängung

**144**

Wall/ceiling  
Parete/soffitto  
Wand/Decke

**264**



Bugia	16
Buonanotte	20
Fante	24
Gravita	28
Gravitino 541	36
Halley	40
La Mariée	46
Lama	50
Lampiatto	54
Megafono	58
Meta	62
Minibox	66
Minitopo	70
Periscopio	76
Topo	80
Valigia	86

# Bugia

1977

**Roberto Beretta**  
**Antonio Macchi Cassia**

The shape of these lamps recalls and celebrates the old-fashioned candle holder with handle, commonly called bugia in Italian, the simplified name of the African city Bidgiaya which supplied most of the wax used to make candles! Today this curious anecdote also accompanies our modern-day Bugia: a table or wall lamp in single or double versions, as simple as it is ingenious.

• **Structure in glossy painted metal, satin glass diffuser. Finishes: white, black, red, green, yellow. Black lampholder and cable.**

La forma di queste lampade ricorda i vecchi portacandela con manico, comunemente chiamati in italiano "bugia", nome semplificato della città africana Bidgiaya che forniva la maggior parte della cera usata per fabbricare le candele! Questo aneddoto oggi accompagna anche la "moderna" Bugia: lampada da tavolo oppure da parete a singola o doppia luce, tanto semplice quanto geniale.

• **Struttura in metallo verniciato lucido, diffusore in vetro satinato. Lampadine incluse. Finiture: bianco, nero, rosso, verde, giallo. Portalampada e cavo neri.**

Die Form dieser Leuchte erinnert an die alten Kerzenhalter mit Griff, in Italien allgemein „Bugia“ genannt. Der Name ist eine Vereinfachung von Bidgiaya, der afrikanischen Stadt, aus welcher der größte Teil an Wachs kam, der für die Herstellung von Kerzen verwendet wurde! Diese Anekdote begleitet heute auch die „moderne“ Bugia: Eine einfache und geniale Tischleuchte oder auch Wandleuchte mit einfachem und doppeltem Licht.

• **Gestell aus glänzend lackiertem Metall, Diffusor aus satiniertem Glas. Lampen inbegriffen. Ausführungen: Weiß, Schwarz, Rot, Grün, Gelb. Lampenhalter und Kabel in Schwarz.**




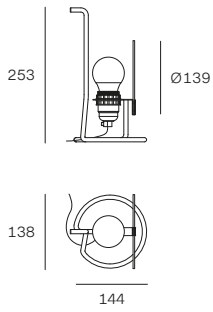




1. Bugia



**Included bulb**  
Sfera Full Light  
LED Bulb E27 4,5W



MOD	CODE	FINISH	SOURCE	INPUT	DIMMING	CCT (K)	LUMEN	CRI	IP	OPTICS
1	9680	WH	1xE27 4,5W	220-240V	No	2700	470	≥80	20	Diffused
	9681	BB	1xE27 4,5W	220-240V	No	2700	470	≥80	20	Diffused
	9682	GR	1xE27 4,5W	220-240V	No	2700	470	≥80	20	Diffused
	9683	RR	1xE27 4,5W	220-240V	No	2700	470	≥80	20	Diffused
	9684	YY	1xE27 4,5W	220-240V	No	2700	470	≥80	20	Diffused

Other versions: wall/ceiling, p. 266.

# Buonanotte

1965

**Giovanni Luigi Gorgoni**

Buonanotte is a fun lamp that can be adjusted by rotating two metal shades that control the light beam simply by turning the spherical diffuser any way you please. With a simple gesture, the atmosphere changes: open for reading or closed and dimmed for sweet dreams.

• **Metal body painted in white, yellow, red, blue finishes. Triplex glass diffuser.**

Buonanotte è una divertente lampada regolabile mediante la rotazione di due quartine in metallo che, mosse liberamente sopra il diffusore sferico, ne controllano il fascio luminoso. Con un semplice gesto cambia l'atmosfera: aperta per una buona lettura o chiusa e soffusa, complice dei sogni.

• **Corpo in metallo verniciato nelle finiture bianco, giallo, rosso, blu. Diffusore in vetro triplex.**

Buonanotte ist eine lustige Leuchte, die durch Drehen der viertelförmigen Metallkappe, die sich frei über den kugelförmigen Diffusor bewegt und den Lichtstrahl regelt, verstellbar ist. Mit einer einfachen Geste verändert sich die Atmosphäre: Geöffnet für eine gute Lektüre oder geschlossen und abgedämpft, wird sie zur Komplizin der Träume.

• **Körper aus lackiertem Metall in den Ausführungen Weiß, Gelb, Rot und Blau Diffusor aus Triplex-Glas.**






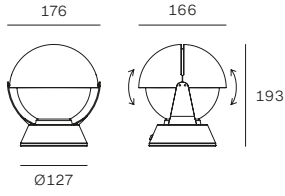




1. Buonanotte



**Included bulb**  
Classic P Retrofit  
LED Bulb E14 5W



MOD	CODE	FINISH	SOURCE	INPUT	DIMMING	CCT (K)	LUMEN	CRI	IP	OPTICS
1	8961	WH	1xE14 5W	220-240V	No	2700	470	≥80	20	Diffused
	8962	RR	1xE14 5W	220-240V	No	2700	470	≥80	20	Diffused
	8963	YY	1xE14 5W	220-240V	No	2700	470	≥80	20	Diffused
	8964	BL	1xE14 5W	220-240V	No	2700	470	≥80	20	Diffused

# Fante

1978

**Jonathan De Pas  
Donato D'Urbino  
Paolo Lomazzi**

Fante's light is easy to direct, thanks to the reflector on the head of the lamp that, like a wide-brimmed hat, defines the silhouette of an elegant, female figure. The freedom of inclination allows simultaneous control of both the illumination on the tabletop and the indirect diffused light for upward radiance. The conical base is soft and pleasing to the touch, perfectly completing the proportioned design.

• **Conical rubber base in black or brick-red colours. Adjustable disc in white painted aluminium.**

La luce di Fante si orienta facilmente, grazie al riflettore sulla testa della lampadina che, simile a un cappello a tesa larga, definisce la silhouette di un'elegante figura femminile. La libertà di inclinazione permette di controllare contemporaneamente sia la luce sul piano d'appoggio che la leggera diffusa indiretta verso l'alto. La base conica, morbida e piacevole al tatto, completa il suo design perfettamente proporzionato.

• **Base conica in gomma nei colori nero o rosso mattone. Disco orientabile in alluminio verniciato bianco.**

Das Licht von Fante ist dank dem Reflektor am Kopf des Leuchtmittels, das ähnlich einem Hut mit breiter Krempe die Silhouette einer eleganten weiblichen Figur definiert, leicht auszurichten. Die Kippfreiheit erlaubt, gleichzeitig sowohl das Licht nach unten als auch das sanfte, indirekte Streulicht nach oben zu steuern. Der konische Sockel, weich und angenehm anzufassen, vervollständigt ihr perfekt proportioniertes Design.

• **Konischer Gummiboden in den Farben Schwarz oder Ziegelrot. Schwenkbare Scheibe aus weiß lackiertem Aluminium.**





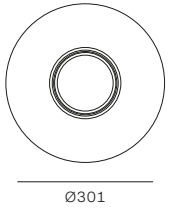
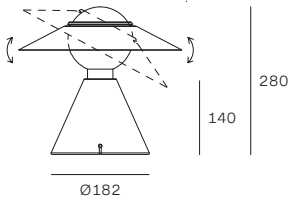




1. Fante



**Included bulb**  
 Globo 125 Full Light  
 LED Bulb E27 11W



MOD	CODE	FINISH	SOURCE	INPUT	DIMMING	CCT (K)	LUMEN	CRI	IP	OPTICS
1	8966	BB WH	1xE27 11W	220-240V	No	2700	1520	≥80	20	Diffused
	8968	RR WH	1xE27 11W	220-240V	No	2700	1520	≥80	20	Diffused

Other versions: wall/ceiling, p. 284.

# Gravita

1969

**Antonio Macchi Cassia**

A company history extending over fifty years of hard work. The dimmable light within a large glass sphere softly illuminates the environment. A smaller metal sphere orbits around the surface thanks to the magnetic solution of great ingenuity, projecting a concentrated and dimmable light. When it was conceived in 1969, this light was at the forefront of the canons and processes of the time and remains so even by modern standards. Gravita, an iconic lamp that illustrates the meaning of design.

• **Blown glass diffuser, directable sphere in aluminium, base in extruded aluminium. Finishes: clear/chrome/anodised black.**

Oltre cinquant'anni di fatiche e storia di imprese. La luce regolabile in intensità nella grande sfera di vetro illumina morbidamente l'ambiente. La sfera metallica, più piccola, orbita sulla superficie grazie ad una soluzione magnetica di grande ingegno, proiettando una luce concentrata e dimmerabile. Concept del 1969 all'avanguardia rispetto ai canoni e alle lavorazioni di allora e finanche per quelli contemporanei. Gravita, una lampada iconica per spiegare il significato del design.

• **Diffusore in vetro soffiato, sfera orientabile in alluminio, base in estruso di alluminio. Finiture: trasparente/cromo/anodizzato nero.**

Über fünfzig Jahre Mühen und Geschichten von Unternehmen. Das Leuchtmittel in der großen Glaskugel, dessen Intensität reguliert werden kann, verbreitet im Raum ein weiches Licht. Die kleine Metallkugel kreist mittels einer einfallsreichen magnetischen Lösung auf der Oberfläche und projiziert ein konzentriertes, dimmbares Licht. Die Leuchte Concept aus dem Jahr 1969 ist die Avantgarde hinsichtlich dem Kanon und den Bearbeitungen ihrer Zeit, aber auch der heutigen Zeit. Gravita, eine ikonische Leuchte, um die Bedeutung des Designs zu erklären.

• **Diffusor aus geblasenem Glas, ausrichtbare Aluminiumkugel, Sockel aus extrudiertem Aluminium.**












TABLE GRAVITA

STILNOVO 2023/24

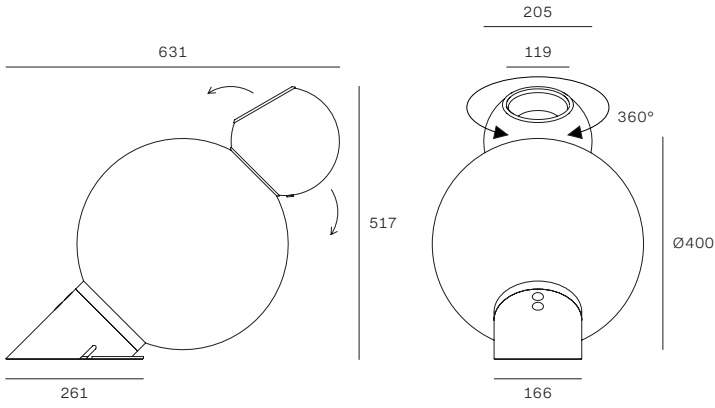
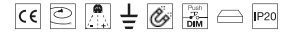








1. Gravita



Magnetic connection between spheres



TABLE GRAVITA

STILNOVO 2023/24

MOD	CODE	FINISH	SOURCE	INPUT	DIMMING	CCT (K)	LUMEN	CRI	IP	OPTICS
1	9585	BB CH	TopLED 8W + ArrayLED 16W	220-240V	Push DIM	3000	2290	90	20	Diff. + E. W. Flood

# Gravitino 541

1969

MoMA New York, Permanent Collection

**Antonio Macchi Cassia**

In Gravitino 541, a magnet connects the upper sphere, which houses the LED source, to the lower sphere, the base. The magnetic attachment allows total freedom of movement of the light source, which can slide in any direction and rotate 360 degrees. The light source is recessed for improved visual comfort.

• **Spheres in glossy painted metal. Finishes: white, black, red, grey, two-tone grey/red and two-tone grey/yellow.**

In Gravitino 541, un magnete collega la sfera superiore, che ospita la sorgente LED, alla sfera inferiore, la base. Il fissaggio magnetico consente la totale libertà di movimento della sorgente luminosa, che può scorrere in qualsiasi direzione e ruotare di 360 gradi. La sorgente luminosa è arretrata per un miglior comfort visivo.

• **Sfere in metallo verniciato lucido. Finiture: bianco, nero, rosso, grigio, bicolore grigio/rosso e bicolore grigio/giallo.**

In der Leuchte Gravitino 541 verbindet ein Magnet die obere Kugel mit der LED-Quelle die untere Kugel, den Fuß. Die Magnetverbindung erlaubt die totale Bewegungsfreiheit der Leuchtquelle, die in jede Richtung bewegt und um 360° gedreht werden kann. Die Leuchtquelle ist für einen besseren Sehkomfort zurückversetzt.

• **Kugeln aus glänzend lackiertem Metall. Ausführungen: Weiß, Schwarz, Rot, Grau, zweifarbig Grau/Rot und zweifarbig Grau/Gelb.**











# Halley

2005 (re-edition 2023)

**Richard Sapper**

Halley is an orbital structure that literally allows all possible movements while remaining in position, by moving the lamp head using only one hand. With no fewer than 6 joints, each with 360 degrees of rotation, the lamp can move freely in three-dimensional space. The sphere acts as a counter-balance for the weight of the luminaire, ensuring stability.

• **Anodised aluminium body and head. Zamac base. Finishes: black or silver. Black base and counterweights.**

Halley è una struttura orbitale che consente letteralmente tutti i movimenti possibili, rimanendo fermi nella propria posizione, muovendo la testa della lampada e utilizzando soltanto una mano. Grazie a ben 6 snodi e 360 gradi di rotazione per ciascuno, la lampada può muoversi liberamente in uno spazio tridimensionale. La sfera funge da equilibratore dell'intero peso dell'apparecchio, garantendone la stabilità.

• **Corpo e testa in alluminio anodizzato. Base in zama. Finiture: nero oppure argento anodizzato. Base e contrappesi neri.**

Halley ist eine orbitale Konstruktion, die buchstäblich alle möglichen Bewegungen erlaubt, indem sie in ihrer Position stehen bleibt, während der Kopf der Leuchte mit nur einer Hand bewegt wird. Dank ganzen 6 Gelenken, von denen sich jedes um 360° drehen lässt, kann sich die Leuchte frei in einem dreidimensionalen Raum bewegen. Die Kugel dient als Ausbalancier für das gesamte Gewicht der Leuchte und garantiert so für Stabilität.

• **Körper und Kopf aus eloxiertem Aluminium. Fuß aus Zamak. Ausführungen: Schwarz oder eloxiertes Silber. Fuß und Gelenk in Schwarz.**







TABLE HALLEY

STILNOVO 2023/24






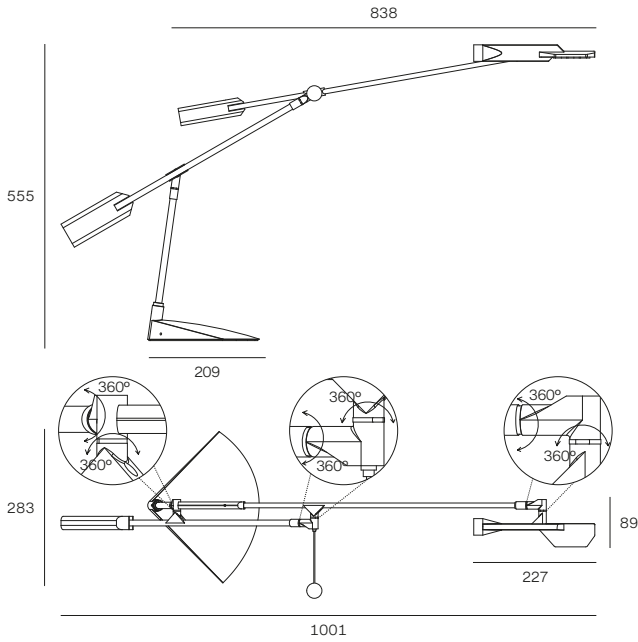
TABLE **HALLEY**

**STILNOVO 2023/24**





1. Halley



MOD	CODE	FINISH	SOURCE	INPUT	DIMMING	CCT (K)	LUMEN	CRI	IP	OPTIQUE	€
1	9586	AK BB	TopLED 9W	220-240V	Touchless	3000	1118	90	20	Diffuso	100
	9587	AM BB	TopLED 9W	220-240V	Touchless	3000	1118	90	20	Diffuso	100
	9586M	AK BB	TopLED 9W	220-240V	Touchless	2700	1040	90	20	Diffuso	100
	9587M	AM BB	TopLED 9W	220-240V	Touchless	2700	1040	90	20	Diffuso	100

# La Mariée

2018

## Mirco Crosatto

La Mariée is an ethereal sphere in blown glass with elegant pink, gold or smokey grey tones. The slightly oval shape and the hidden light source emit a soft ambient illumination that creates a play of reflections. Alone or as part of an arrangement, La Mariée adds a refined touch to the environment.

• **Blown glass casting diffuser, aluminium inner ring, metal base. Finishes: transparent/white/white, smoky grey/black/galvanic black nickel, pink/ galvanic rose gold/white, gold/galvanic gold/white.**


La Mariée è un'eterea sfera in vetro soffiato dalle preziose tonalità rosate, dorate o fumé. La forma leggermente ovalizzata e la sorgente invisibile diffondono una luce d'ambiente morbida, che gioca di riflessi. Da sola o in composizione, La Mariée aggiunge un tocco raffinato all'ambiente.

• **Diffusore in vetro in pasta soffiato, anello interno in alluminio, base in metallo. Finiture: trasparente/bianco/bianco, fumé/galvanica nichel nero/nero, rosa/galvanica oro rosa/bianco, oro/galvanica oro/bianco.**

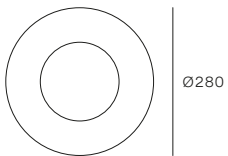
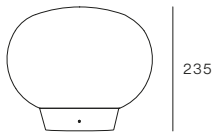
La Mariée ist eine ätherische Kugel aus geblasenem Glas in kostbaren Rosa-, Gold- und Rauchfarben. Die leicht ovale Form und die unsichtbare Lichtquelle verbreiten ein weiches Raumlicht, das mit Reflexen spielt. Allein oder in Komposition gibt La Mariée dem Ambiente einen raffinierten Touch.

• **Diffusor aus in Form geblasenes Glas, Innenring aus Aluminium, Sockel aus Metall. Ausführungen: transparent/weiß/weiß, fumé/galvanisch vernickelt in Schwarz/schwarz, Rosa/galvanisch vergoldet in Gold-rosa/weiß, gold/galvanisch vergoldet in Gold/weiß.**





1. La Mariée



MOD	CODE	FINISH	SOURCE	INPUT	DIMMING	CCT (K)	LUMEN	CRI	IP	OPTIQUE	€
1	8628	WH TR	TopLED 9W	220-240V	Push DIM	3000	1082	90	20	Diffuse	660
	8629	BB SG	TopLED 9W	220-240V	Push DIM	3000	1082	90	20	Diffuse	660
	8630	WH RG	TopLED 9W	220-240V	Push DIM	3000	1082	90	20	Diffuse	660
	8631	WH AU	TopLED 9W	220-240V	Push DIM	3000	1082	90	20	Diffuse	660

Other versions: suspension, p. 182.

# Lama

2011

**Mirco Crosatto**

Built into the thin Lama profile is technology comprising the topLED light source and the soft-touch switch at the base.

The unique form and light emission smooths out the contrasts and shadows on the table top, rendering Lama ideal in any modern space.


• **Aluminium body, polycarbonate diffuser. Finishes: white, black.**

Nel sottile profilo di Lama è integrata una tecnologia composta dalla sorgente topLED e dall'interruttore soft-touch alla base, per una pratica accensione a sfioro. La particolare forma e l'emissione luminosa smussano i contrasti e le ombre nel piano d'appoggio, rendendo Lama ideale in ogni spazio contemporaneo.


• **Corpo in alluminio, diffusore in policarbonato. Finiture: bianco, nero.**

In dem feinen Profil von Lama ist eine Technologie integriert, die aus der Lichtquelle topLED und dem Soft-Touch-Schalter am Sockel für ein leichtes Einschalten durch Antippen besteht. Die besondere Form und die Lichtemission machen die Kontraste und die Schatten auf der Tragfläche weicher und Lama ideal für jeden zeitgenössischen Raum.

• **Lampenkörper aus Aluminium, Diffusor aus Polycarbonat. Ausführungen: weiß, schwarz.**










1. Lama



MOD	CODE	FINISH	SOURCE	INPUT	DIMMING	CCT (K)	LUMEN	CRI	IP	OPTICS
1	7112	WH	TopLED 9W	220-240V	Touch	3000	791	90	20	Diffused
	7113	BB	TopLED 9W	220-240V	Touch	3000	791	90	20	Diffused

Other versions: wall/ceiling, p. 312.

# Lampiatta

1971

**Jonathan De Pas  
Donato D'Urbino  
Paolo Lomazzi**

Lampiatta can be easily repositioned without the use of joints or mechanisms. Indeed, the lampshade is designed to be inserted as desired in one of the four slots of the base, allowing the light to be inclined and directed as desired.

• **Parabolic diffuser in aluminium, body in plastic material, removable base in steel. Finishes: white/white, black/white, red/white.**

Lampiatta è facilmente riposizionabile senza l'uso di snodi o meccanismi: il paralume è pensato per potersi inserire a piacere in una delle quattro fessure del basamento, consentendo l'inclinazione e l'orientamento della luce.

• **Parabola in alluminio, corpo in materiale plastico, base removibile in acciaio. Finiture: bianco/bianco, nero/bianco, rosso/bianco.**

Lampiatta kann leicht ohne Gelenke oder mechanische Elemente zurückgestellt werden: Der Schirm ist so entworfen worden, dass er sich nach Belieben in eine der vier Öffnungen am Sockel einführen lässt, um das Licht kippen und ausrichten zu können.

• **Parabolschirm aus Aluminium, Lampenkörper aus Kunststoff, abnehmbarer Sockel aus Aluminium. Ausführungen: weiß/weiß, schwarz/weiß, rot/weiß.**



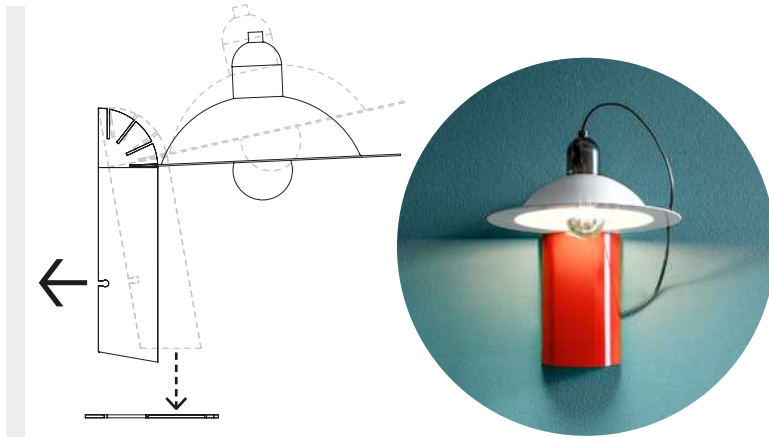
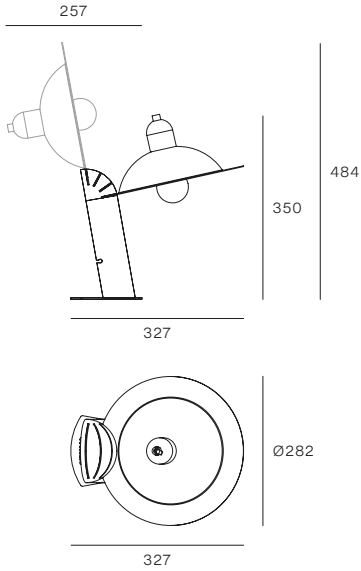




1. Lampiatta table/wall



**Included bulb**  
Classic A Mirror  
LED Bulb E27 7W



By removing the steel base from the body lamp, Lampiatta can be wall mounted.  
Rimuovendo la base d'acciaio, Lampiatta può essere installata a parete.  
Durch Entfernen des Stahlsockels kann Lampiatta an der Wand montiert werden.

MOD	CODE	FINISH	SOURCE	INPUT	DIMMING	CCT (K)	LUMEN	CRI	IP	OPTICS
1	8971	WH WH	1xE27 7W	220-240V	No	2700	650	≥80	20	Diffused
	8972	BB WH	1xE27 7W	220-240V	No	2700	650	≥80	20	Diffused
	8973	RR WH	1xE27 7W	220-240V	No	2700	650	≥80	20	Diffused

Wall-mounted: p. 316. Other versions: suspension, p. 186.



# Megafono

1958

## Stilnovo

Megafono is an iconic 1950s lamp with both direct and indirect light. The double-cone directable lampshade, with an ivory or glossy black finish, is combined with the precious brass stem with galvanic gilding, to illuminate with a refined touch.


• **Brass body, metal shade and base. Finishes: brass with galvanic gilding, black or ivory lampshades.**

Megafono è una lampada icona degli anni Cinquanta a luce diretta e indiretta. Il paralume orientabile a doppio cono, in finitura avorio o nero lucido, si abbina al prezioso stelo in ottone con doratura galvanica, per illuminare con un tocco raffinato.

• **Corpo in ottone, paralume e base in metallo. Finiture: ottone con doratura galvanica, paralumi nero oppure avorio.**

Megafono ist eine ikonische Leuchte der Fünfziger Jahre mit direktem und indirektem Licht. Der ausrichtbare Lampenschirm mit doppeltem Konus, in Elfenbein oder glänzendem Schwarz passt zum kostbar ausgeführten Messingstab mit galvanischer Goldbeschichtung, um den Raum mit einem eleganten Touch zu beleuchten.

• **Leuchtkörper aus Messing, Lampenschirm und Sockel aus Metall. Ausführungen: Messing mit galvanischer Goldbeschichtung, Lampenschirme schwarz oder in Elfenbein.**







1. Megafono



Included bulbs  
Miniglobo P45  
LED Bulb E14 6W

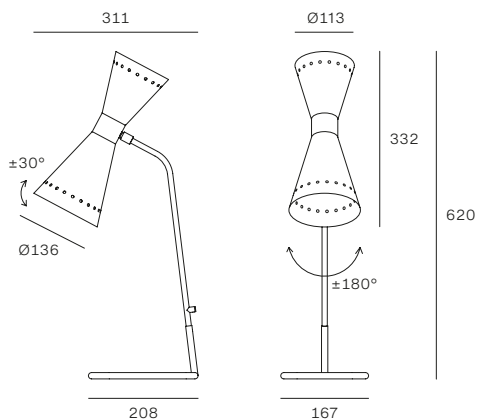


TABLE MEGAFONO

STILNOVO 2023/24

MOD	CODE	FINISH	SOURCE	INPUT	DIMMING	CCT (K)	LUMEN	CRI	IP	OPTICS
1	9574	AU BB	2xE14 6W	220-240V	No	2700	1612	≥80	20	Diffused
	9575	AU IV	2xE14 6W	220-240V	No	2700	1612	≥80	20	Diffused

Other versions: suspension, p. 194; wall/ceiling, p. 320.

# Meta

1970

## Stilnovo

An icon of Italian design, Meta by Stilnovo was first launched in the 70s and today returns as concrete testimony to elegance through pure form. A handful of pencil strokes are enough to create a masterpiece of simple minimalist lines.

• **Metal structure and cylindrical base, Triplex glass diffuser. Finishes: red, black or brushed gold structure with black base, or white structure with white base. Glossy white glass.**

Icona del design italiano, Meta di Stilnovo nasce negli anni 70 e oggi ritorna come testimonianza concreta di eleganza data dalla pura forma. Dalle linee semplici ed essenziali, prende vita grazie a pochi segni di matita, sufficienti per creare un capolavoro.

• **Struttura e base cilindrica in metallo, diffusore in vetro triplex. Finiture: struttura rossa, nera o in oro spazzolato con base nera, oppure bianca con base bianca. Vetro bianco lucido.**

Die Ikone des italienischen Designs, Meta von Stilnovo, wurde in den Siebzigerjahren kreiert und ist heute zurück, um ein konkretes Zeugnis von der Eleganz der reinen Form abzulegen. Mit seinen einfachen, essenziellen Linien erwacht es nach einigen wenigen Bleistiftstrichen, die ausreichen, um ein Meisterwerk zu schaffen, zum Leben.

• **Gestell und zylinderförmiger Fuß aus Metall, Diffusor aus Triplex-Glas. Ausführungen: Gestell in Rot, Schwarz oder gebürstetem Gold mit schwarzem Fuß, oder in Weiß mit weißem Fuß. Glas glänzend weiß.**







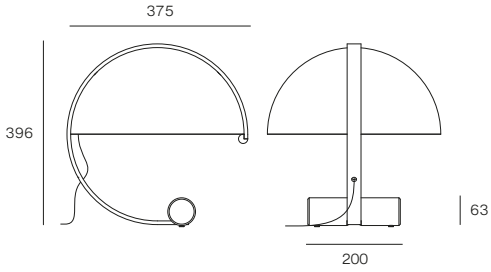




1. Meta



**Included bulb**  
Classic A 150 Dimmable  
LED Bulb E27 20W



MOD	CODE	FINISH	SOURCE	INPUT	DIMMING	CCT (K)	LUMEN	CRI	IP	OPTICS
1	9698	WH WH	1xE27 20W	220-240V	Push DIM	2700	2452	≥80	20	Diffused
	9699	BB BB	1xE27 20W	220-240V	Push DIM	2700	2452	≥80	20	Diffused
	9700	Ri BB	1xE27 20W	220-240V	Push DIM	2700	2452	≥80	20	Diffused
	9701	HG BB	1xE27 20W	220-240V	Push DIM	2700	2452	≥80	20	Diffused

# Minibox

1981

**Gae Aulenti**  
**Piero Castiglioni**

The table-top Minibox is comprised of a metal body, a comfortable handle and an irreverent luminous eye, which recalls the aesthetics of a miners' lamp.

The magnetic attachment of the head allows the light to be directed, rendering it suitable for any location, even the most unexpected.

• **Metal body and directable head with magnetic coupling. Finishes: white, black, coffee, green, red.**

Minibox da tavolo è composta da una scocca in metallo, una comoda presa e un irriverente occhio luminoso, che rimanda all'estetica delle lampade dei minatori. L'aggancio magnetico della testa permette di orientare la luce, rendendola adatta a ogni luogo, anche il più inaspettato.

• **Corpo e testa orientabile in metallo con aggancio magnetico. Finiture: bianco, nero, caffè, verde, rosso.**

Die Tischleuchte Minibox setzt sich zusammen aus einem robusten Metallgehäuse, einem bequemen Griff und einem frech leuchtenden Auge, das an das Aussehen der Leuchten der Grubenarbeiter erinnert. Der Magnet am Kopf erlaubt das Licht so auszurichten, dass es für jeden Ort, selbst dem unerwartetsten geeignet ist.

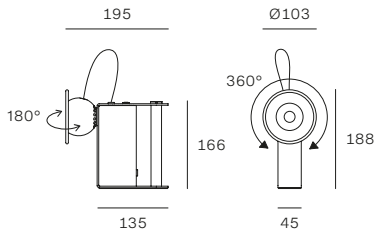
• **Lampenkörper und Kopf ausrichtbar aus Metall mit Magnet. Ausführungen: weiß, schwarz, caffè, grün, rot.**







1. Minibox



Magnetic head-body connection



Discover movements, light and colours of Minibox




TABLE MINIBOX

MOD	CODE	FINISH	SOURCE	INPUT	DIMMING	CCT (K)	LUMEN	CRI	IP	OPTICS
1	9285	WH	PowerLED 10W	220-240V	Push DIM	3000	620	90	20	M.W.Flood
	9286	BB	PowerLED 10W	220-240V	Push DIM	3000	620	90	20	M.W.Flood
	9287	CF	PowerLED 10W	220-240V	Push DIM	3000	620	90	20	M.W.Flood
	9288	GR	PowerLED 10W	220-240V	Push DIM	3000	620	90	20	M.W.Flood
	9289	RR	PowerLED 10W	220-240V	Push DIM	3000	620	90	20	M.W.Flood

Other versions: wall/ceiling, p. 324.

STILNOVO 2023/24

# Minitopo

1970

MoMA New York, Permanent Collection

**Joe Colombo**

Minitopo is a fascinating object of automotive inspiration: the slits on the body are reminiscent of the vents on a 1960s sports car, whilst the lampshade's form corresponds to the shell of the classic E27 bulb it contains, like the bodywork covering an engine. The resulting form resembles a little mouse (or, 'topo' in Italian), hence the ironic name. The light is can be directed via the black handle, which represents the mouse's tail, positioned on the light reflector.

• **Metal shell, handle in heat-insulating material, metal shaft. Finishes: white/chrome, black/chrome, red/chrome, green/chrome, gold/black, full chrome, full iconic red.**

Minitopo è un affascinante oggetto d'ispirazione automobilistica: le fessure sulla calotta metallica ricordano le prese d'aria delle auto sportive anni Sessanta, mentre la forma del paralume corrisponde all'involucro della classica lampadina E27 accolta al suo interno, come una carrozzeria sul motore sottostante. La forma che ne deriva ricorda un topolino, da qui l'ironico nome. La luce è liberamente direzionabile dall'impugnatura nera, la codina, posta sul riflettore.

• **Calotta in metallo, impugnatura in materiale termoisolante, asta in metallo. Finiture: bianco/cromo, nero/cromo, rosso/cromo, verde/cromo, oro/nero, full chrome, full iconic red.**

Minitopo ist ein faszinierender Gegenstand inspiriert am Automobil: Die Schlitze an der Kappe erinnern an die Luftschlitze der Sportautos der sechziger Jahre, während die Form des Lampenschirms an die Hüllkurve der klassischen Glühbirne E27 in seinem Innern entspricht, wie eine Karosserie auf dem darunterliegenden Motor. Die Form, die daraus entsteht, erinnert an eine kleine Maus, daher der ironische Name. Das Licht kann am schwarzen Griff, dem Schwanz, der auf dem Reflektor sitzt, frei ausgerichtet werden.

• **Kappe aus Metall, Griff aus wärmeisolierendem Material, Stange aus Metall. Ausführungen: weiß/verchromt, schwarz/verchromt, rot/verchromt, grün/verchromt, gold/schwarz, full chrome, full iconic red.**









TABLE **MINITOPO**

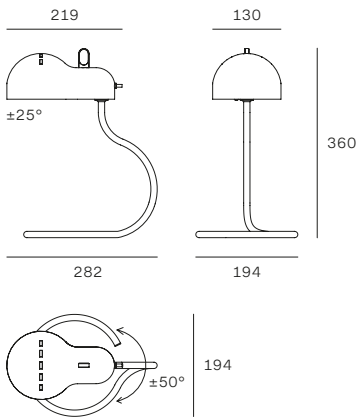
**STILNOVO 2023/24**



## 1. Minitopo



**Included bulb**  
Classic A Retrofit  
LED Bulb E27 7W



MOD	CODE	FINISH	SOURCE	INPUT	DIMMING	CCT (K)	LUMEN	CRI	IP	OPTICS
1	9064	RI RI	1xE27 7W	220-240V	No	2700	806	≥80	20	Diffused
	9065	WH CH	1xE27 7W	220-240V	No	2700	806	≥80	20	Diffused
	9066	BB CH	1xE27 7W	220-240V	No	2700	806	≥80	20	Diffused
	9067	RR CH	1xE27 7W	220-240V	No	2700	806	≥80	20	Diffused
	9068	GR CH	1xE27 7W	220-240V	No	2700	806	≥80	20	Diffused
	9069	CH CH	1xE27 7W	220-240V	No	2700	806	≥80	20	Diffused
	9070	AU BB	1xE27 7W	220-240V	No	2700	806	≥80	20	Diffused

# Periscopio

1967

MoMA New York, Permanent Collection

## Danilo & Corrado Aroldi

Designed in the space age, the joint is covered with flexible rubber, reminiscent of the articulations in a space suit. The joint and arm rotation system allow the Periscope to be adjusted to any position. The distinctive LED source is half covered by a silver surface to prevent glare.

• **Stainless steel body, flexible rubber joint, metal base. Finishes: red, white or black tubular lamp body. Black base and joint.**

Disegnata in piena "space age", lo snodo è ricoperto da una gomma flessibile che riprende i giunti delle tute degli astronauti. Snodo e sistema di rotazione del braccio consentono di regolare Periscopio praticamente in qualsiasi posizione. La particolare sorgente LED, ricoperta per metà da una superficie argentata, consente di evitare l'abbagliamento.

• **Corpo in acciaio inox, snodi in gomma flessibile, base in metallo. Finiture: corpo tubolare rosso, bianco o nero. Base e snodo neri.**


Mitten im „Weltraumzeitalter“ entworfen, ist das Gelenk von einem weichen Gummi ummantelt, der den Gelenken der Raumanzüge nachempfunden ist. Gelenk und Drehmechanismus des Arms machen es möglich, Periscopio praktisch in jede Position einzustellen. Die spezielle LED-Quelle, zur Hälfte mit einer silbernen Oberfläche beschichtet, verhindert die Blendung.

• **Körper aus rostfreiem Edelstahl, Gelenke aus weichem Gummi, Fuß aus Metall. Ausführungen: Röhre in Rot, Weiß oder Schwarz. Fuß und Gelenk in Schwarz.**







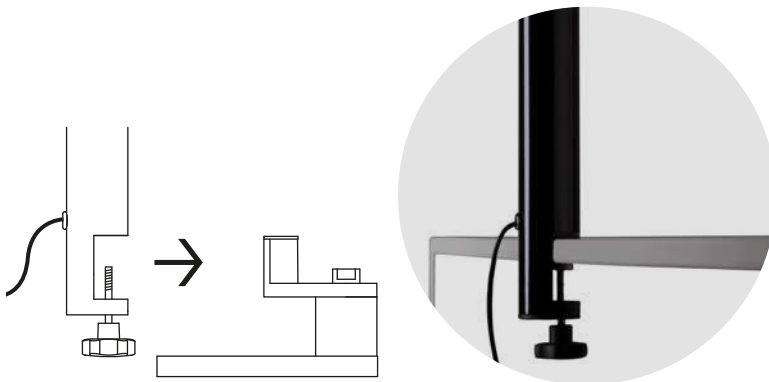
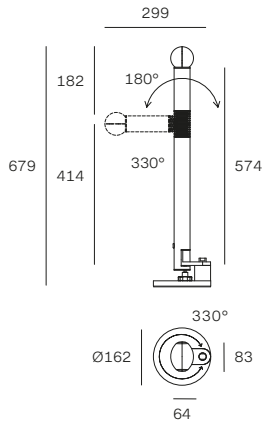




1. Periscopio



Included bulb  
LED Bulb G9 7W



By removing the metal base, Periscopio can be used as a clamp lamp.  
Rimuovendo la base di metallo, Periscopio può essere utilizzata come lampada a morsetto.  
Wenn der Metallsockel entfernt wird, kann Periscopio als Klemmleuchte verwendet werden.

MOD	CODE	FINISH	SOURCE	INPUT	DIMMING	CCT (K)	LUMEN	CRI	IP	OPTICS
1	9055	WH BB	1xG9 7W	220-240V	No	3000	700	≥80	20	Diffused
	9056	BB BB	1xG9 7W	220-240V	No	3000	700	≥80	20	Diffused
	9057	RI BB	1xG9 7W	220-240V	No	3000	700	≥80	20	Diffused

Other versions: floor, p. 126.

# Topo

1970

**Joe Colombo**

Topo is a fascinating object of automotive inspiration: the slits on the metal shell are reminiscent of the vents on a 1960s sports car, whilst the lampshade's form corresponds to the casing of the classic E27 bulb it contains, like the bodywork encasing an engine. The jointed metal arms allow the lamp to be extend or retracted at will.

• **Metal shell, handle in heat-insulating material, metal arms. Metal base with external polyethylene finish or with an aluminium screw clamp. Finishes: white, black, green, chrome, iconic red.**

Topo è un affascinante oggetto d'ispirazione automobilistica: le fessure sulla calotta metallica ricordano le prese d'aria delle auto sportive anni Sessanta, mentre la forma del paralume corrisponde all'involucro della classica lampadina E27 accolta al suo interno, come una carrozzeria sul motore sottostante. I bracci snodabili in metallo permettono di estendere o ritrarre la lampada a piacimento.

• **Calotta in metallo, impugnatura in materiale termoisolante, bracci in metallo. Base in metallo con rifinitura esterna in polietilene, oppure morsetto a vite in alluminio. Finiture: bianco, nero, verde, cromo, iconic red.**

Topo ist ein faszinierender Gegenstand, der sich an das Automobil inspiriert: Die Schlitze an der Kappe erinnern an die Luftschlitze der Sportautos der 60er Jahre, während die Form des Lampenschirms der Hüllkurve der klassischen Glühbirne E27 entspricht, die in ihr aufgenommen wird, wie eine Karosserie auf dem darunterliegenden Motor. Die Gelenkarme aus Metall erlauben die Leuchte ganz nach Belieben ausziehen oder einzuziehen.

• **Kappe aus Metall, Griff aus wärmeisolierendem Material, Arme aus Metall. Sockel aus Metall mit Außenbeschichtung aus Polyethylen oder mit Schraubklemme aus Aluminium. Ausführungen: weiß, schwarz, grün, chrom, iconic red.**







TABLE TOPO

STILNOVO 2023/24





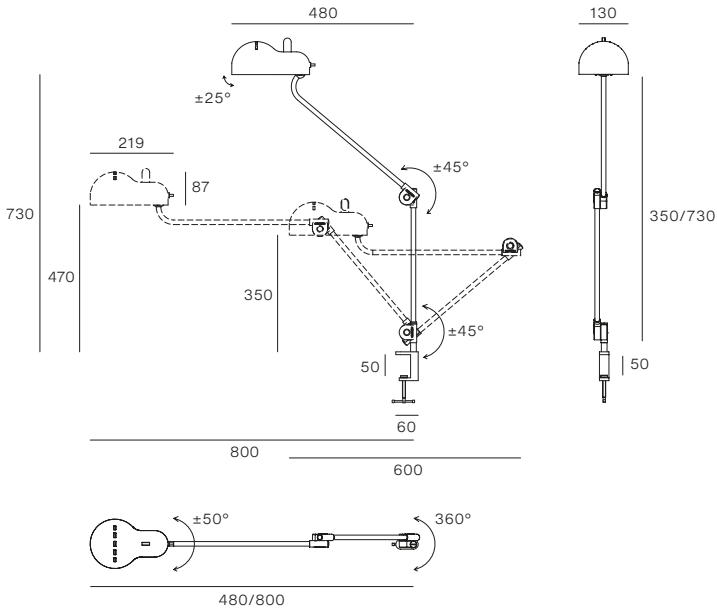
TABLE **TOPO**

STILNOVO 2023/24



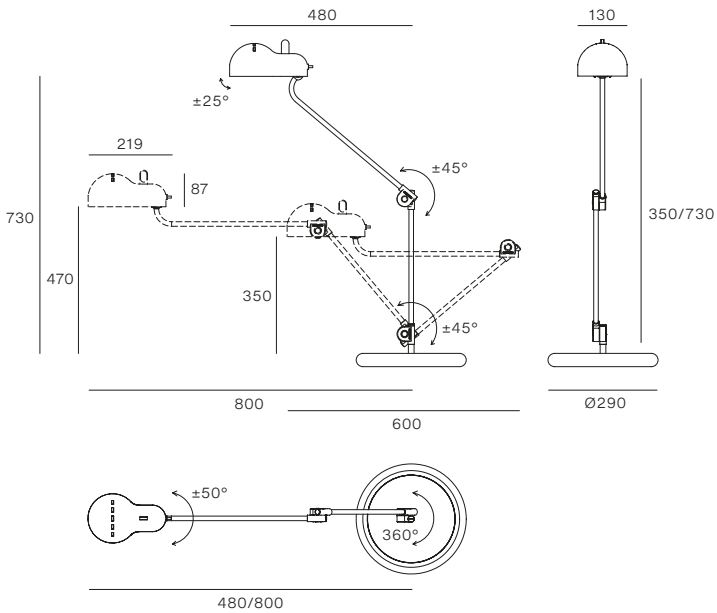


## 1. Topo clamp



**Included bulb**  
Classic A Retrofit  
LED Bulb E27 7W

## 2. Topo base



**Included bulb**  
Classic A Retrofit  
LED Bulb E27 7W

MOD	CODE	FINISH	SOURCE	INPUT	DIMMING	CCT (K)	LUMEN	CRI	IP	OPTICS
1	9071	WH	1xE27 7W	220-240V	No	2700	806	≥80	20	Diffused
	9072	BB	1xE27 7W	220-240V	No	2700	806	≥80	20	Diffused
	9073	RI	1xE27 7W	220-240V	No	2700	806	≥80	20	Diffused
	9074	GR	1xE27 7W	220-240V	No	2700	806	≥80	20	Diffused
	9075	CH	1xE27 7W	220-240V	No	2700	806	≥80	20	Diffused
2	9076	WH BB	1xE27 7W	220-240V	No	2700	806	≥80	20	Diffused
	9077	BB BB	1xE27 7W	220-240V	No	2700	806	≥80	20	Diffused
	9078	RI RI	1xE27 7W	220-240V	No	2700	806	≥80	20	Diffused
	9079	GR BB	1xE27 7W	220-240V	No	2700	806	≥80	20	Diffused
	9080	CH BB	1xE27 7W	220-240V	No	2700	806	≥80	20	Diffused

Other versions: floor, p. 134.

# Valigia

1977

**Ettore Sottsass Jr**

Valigia is satirical and informal. The small handle and the two load-bearing arches in red piping are connected to the metal vault containing the light source. The Valigia is a small work of architecture without precise confines, clearly conceived to be taken anywhere.

• **Supporting structure and lampshade in metal.**

**Finish: red/black.**

Valigia è ironica e informale: la piccola maniglia e i due archi portanti in tubo rosso sono connessi alla volta in metallo, che contiene la luce. Valigia è una piccola architettura senza confini precisi, dichiaratamente pensata per essere portata ovunque.

• **Struttura portante e paralume in metallo. Finitura:**

**rosso/nero.**

Valigia ist ironisch und informell: Der kleine Griff und die beiden tragenden Bögen aus rotem Rohr sind am Gewölbe aus Metall, in dem das Licht steckt, verbunden. Valigia ist eine kleine Architektur ohne präzise Grenzen, erklärtermaßen entworfen, um überall hin getragen zu werden.

• **Tragkonstruktion und Lampenschirm aus Metall.**

**Ausführung: rot/ schwarz.**





TABLE VALIGIA

STILNOVO 2023/24





TABLE VALIGIA



TABLE VALIGIA

STILNOVO 2023/24



1. Valigia



**Included bulb**  
Classic A Retrofit  
LED Bulb E27 7W

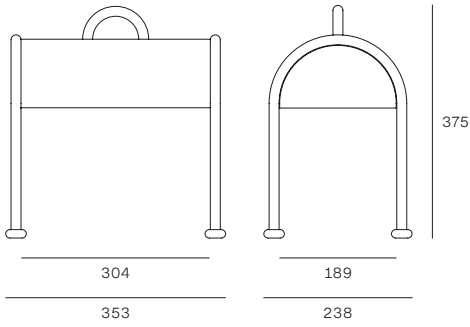


TABLE VALIGIA

MOD	CODE	FINISH	SOURCE	INPUT	DIMMING	CCT (K)	LUMEN	CRI	IP	OPTICS
1	8960	RR BB	1xE27 7W	220-240V	No	2700	806	80	20	Diffused

STILNOVO 2023/24

# Floor

Terra  
Boden

Table  
Tavolo  
Tisch


**14**

Suspension  
Sospensione  
Aufhängung

**144**

Wall/ceiling  
Parete/soffitto  
Wand/Decke

**264**



Demí Moon	<b>94</b>
Diphy	<b>98</b>
Galassia	<b>104</b>
Kimia	<b>108</b>
Luna	<b>112</b>
Mr Magoo	<b>116</b>
Oxygen	<b>120</b>
Periscopio	<b>126</b>
Tablet	<b>130</b>
Topo	<b>134</b>
Triedro	<b>138</b>

# Demí Moon

2023

**Mirco Crosatto**

When turned off, Demí Moon is a large transparent dome. Thanks to Opti-Light™ technology, when switched on, the edge and the thousands of laser micro-engravings on the surface diffuse a soft, even light. The dome hangs from a three-legged support structure; a handy release system allows it to be positioned.

• **Diffuser in transparent heat-blown PMMA. Central aluminum ring and metal tripod structure. Finishes: white or black.**

Demí Moon da spenta è un'ampia cupola trasparente. Grazie alla tecnologia Opti-Light™, quando viene accesa, il bordo e le migliaia di microincisioni al laser della superficie diffondono un'illuminazione morbida e omogenea. La cupola è agganciata ad una struttura di sostegno a treppiede. Un pratico sistema di sblocco permette di orientare la cupola.

• **Diffusore in PMMA termosoffiato trasparente. Anello centrale in alluminio. Struttura a treppiede in metallo. Finiture: bianco oppure nero.**

Demí Moon ist ausgeschaltet eine große durchsichtige Kuppel. Dank der Opti-Light™-Technologie verteilen der Rand und tausende Mikrolasereinschnitte der Oberfläche ein weiches und gleichmäßiges Licht, wenn die Leuchte eingeschaltet wird. Die Kuppel ist in einen Dreifuß-Ständer eingehakt. Ein praktischer Entriegelungsmechanismus erlaubt, die Kuppel auszurichten.

• **Diffusor in transparentem heißgeblasenem PMMA. Zentraler Ring aus Aluminium. Dreifuß-Ständer aus Metall. Ausführungen: Weiß oder Schwarz.**

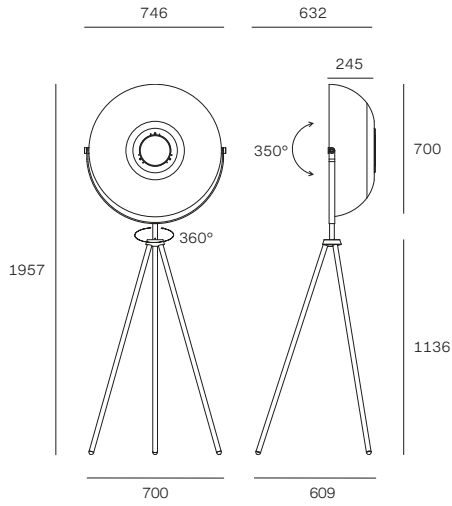








1. Demí Moon



FLOOR DEMÍ MOON

MOD	CODE	FINISH	SOURCE	INPUT	DIMMING	CCT (K)	LUMEN	CRI	IP	OPTICS
1	9775	WH TR	TopLED 37W	220-240V	Push DIM	3000	4198	90	20	Diffused
	9775M	WH TR	TopLED 37W	220-240V	Push DIM	2700	3904	90	20	Diffused
	9776	BB TR	TopLED 37W	220-240V	Push DIM	3000	4198	90	20	Diffused
	9776M	BB TR	TopLED 37W	220-240V	Push DIM	2700	3904	90	20	Diffused

STILNOVO 2023/24

# Diphy

2016

## Mirco Crosatto

The Diphy floor lamp is a luminous and transparent petal that combines natural aesthetics with a technological soul. Suspended on a large, curved stem, light is transmitted to the edges as the micro-incisions on the surface generate soft ambient lighting. OptiLight™ technology allows Diphy to disappear from view when switched off, only to magically reappear when switched on.

• **Thermocurved PMMA diffuser, central body in aluminium, metal rod and base. Finish: white/transparent.**

Diphy da terra è un petalo luminoso e trasparente, che combina l'estetica organica a un'anima tecnologica. La sorgente, sospesa su un ampio stelo curvato, trasmette la luce ai bordi e alle microincisioni della superficie, generando una morbida illuminazione d'ambiente. La tecnologia OptiLight™ permette a Diphy di scomparire alla vista se spenta, per riapparire magicamente quando accesa.

• **Diffusore in PMMA termocurvato, corpo centrale e montatura in alluminio. Finitura: bianco/trasparente.**

Die Bodenlampe Diphy ist ein transparentes, leuchtendes Blütenblatt, welche die organische Ästhetik mit einer technologischen Seele kombiniert. Die Lichtquelle, aufgehängt auf einem breiten, gebogenen Stiel, sendet das Licht zu den Rändern und den Mikrogravuren der Oberfläche und schafft so ein weiches Raumlicht. Die OptiLight™-Technik erlaubt Diphy aus dem Sichtfeld zu verschwinden, sobald sie abgeschaltet ist, um magischerweiser wieder zu erscheinen, sobald sie eingeschaltet wird.

• **Diffusor aus heißgebogenem PMMA, Mittelkörper und Gestell aus Aluminium. Ausführung: weiß/transparent.**





FLOOR DIPHY

STILNOVO 2023/24



FLOOR dipity

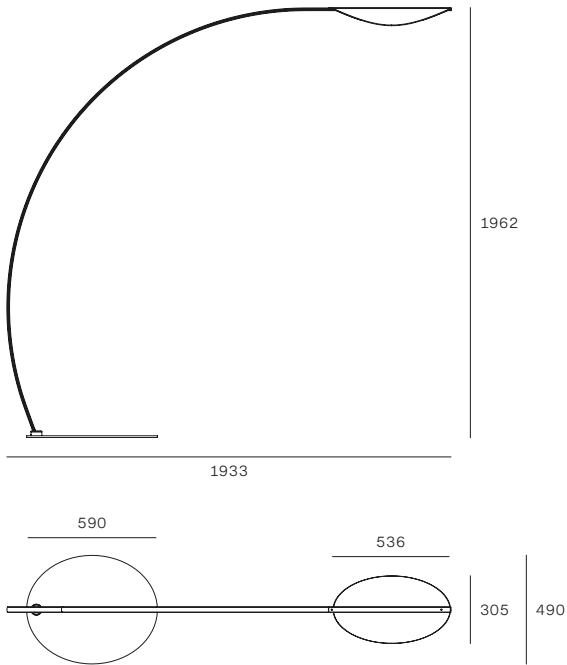
STILNOVO 2023/24







1. Diphy



MOD	CODE	FINISH	SOURCE	INPUT	DIMMING	CCT (K)	LUMEN	CRI	IP	OPTICS
1	8165	WH   TR	TopLED 30W	220-240V	Push DIM	3000	3294	90	20	Diffused
	8165M	WH   TR	TopLED 30W	220-240V	Push DIM	2700	3063	90	20	Diffused

Other versions: suspension, p. 164; wall/ceiling, p. 276.

# Galassia

1959

## Stilnovo

The Galassia floor lamp, with the captivating movement of six white triplex glass light sources, enriches the space with a sophisticated retro touch, preserving its 1950s charm. The base in white Carrara marble embellishes what is a unique lamp.

• **Brass body, triplex glass diffusers, Carrara marble base. Finishes: brass with galvanic gilding/glossy white glass/white marble.**

Galassia piantana, con l'avvolgente movimento delle sei sorgenti in vetro triplex bianco, arricchisce lo spazio con un sofisticato tocco retrò, conservando inalterato il fascino anni Cinquanta. La base in marmo bianco di Carrara impreziosisce una lampada unica.

• **Corpo in ottone, diffusori in vetro triplex, base in marmo di Carrara. Finiture: ottone con doratura galvanica/vetro bianco lucido/marmo bianco.**

Der Deckenfluter Galassia bereichert durch die faszinierende Bewegung der sechs Leuchtquellen aus weißem Triplex-Glas den Raum mit seinem anspruchsvollen Retro-Touch, der den Charme der fünfziger Jahre unverändert bewahrt. Der Sockel aus weißem Carrara-Marmor macht die einzigartige Leuchte besonders kostbar.

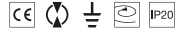
• **Leuchtkörper aus Messing, Diffusoren aus Triplex-Glas, Sockel aus Carrara-Marmor. Ausführungen: Messing mit galvanischer Goldbeschichtung/weiß glänzendes Glas/weißer Marmor**



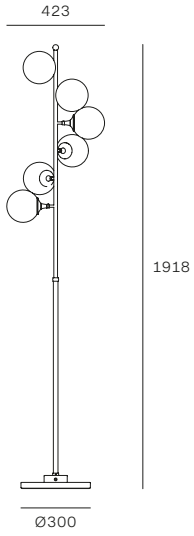




1. Galassia



**Included bulbs**  
 Miniglobo P45  
 LED Bulb E14 6W



 Carrara marble base

MOD	CODE	FINISH	SOURCE	INPUT	DIMMING	CCT (K)	LUMEN	CRI	IP	OPTICS
1	9560	AU BB	6xE14 6W	220-240V	No	2700	4836	≥80	20	Diffused

Other versions: suspension, p. 170; wall/ceiling, p. 288.

# Kimia

2018

**Edin Dedovic**

The Kimia illuminating disc can be rotated and moved freely along the top of the shaft, varying the direction of the light as desired, perhaps towards a wall or ceiling for ambient illumination or directed for relaxing reading.

• **Aluminium disc, polycarbonate diffuser. Brass rod, metal base. Finishes: white, black.**

Il disco illuminante di Kimia può essere ruotato e spostato liberamente lungo la sommità dell'asta, variando a piacimento la direzione della luce: verso la parete o il soffitto per una luce d'ambiente o diretta e funzionale per una lettura rilassante.

• **Disco in alluminio, diffusore in policarbonato. Asta in ottone, base in metallo. Finiture: bianco, nero.**

Die Leuchtscheibe Kimia kann frei entlang der Stangenspitze gedreht und verschoben werden, um die Richtung des Lichts nach Belieben zu verändern: Zur Wand oder Decke hin für Raumlicht oder direktes, funktionales und entspannendes Leselicht.

• **Scheibe aus Aluminium, Diffusor aus Polycarbonat. Messingstange und Metallsockel. Ausführungen: weiß, schwarz.**

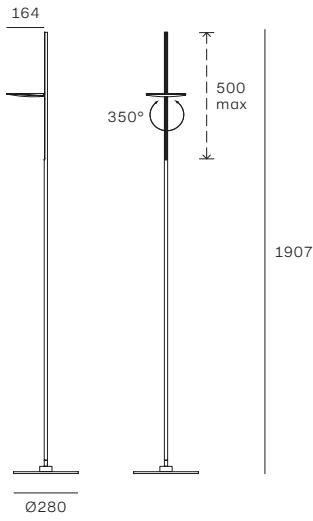








1. Kimia



MOD	CODE	FINISH	SOURCE	INPUT	DIMMING	CCT (K)	LUMEN	CRI	IP	OPTICS
1	8545	WH	TopLED 25W	220-240V	Push DIM	3000	2534	90	20	Diffused
	8546	BB	TopLED 25W	220-240V	Push DIM	3000	2534	90	20	Diffused

# Luna

## 2023

**Shigeaki Asahara**

The Luna floor lamp echoes the conical shape of the light source, while the slender body tapers towards the base, so light it seems almost to lift off the ground. The indirect light emission is extremely effective. Every detail of this highly elegant minimalist floor lamp is meticulously designed.

• **Lamp body in aluminium, metal base. Finishes: white-chrome, black-gold.**

La piantana Luna riprende la forma conica della sorgente, mentre il corpo esile si assottiglia man mano fino alla base, talmente leggera da sembrare sollevata da terra. L'emissione indiretta è estremamente performante. Una piantana studiata in ogni minimo dettaglio, minimale ed elegante.

• **Corpo lampada in alluminio, base in metallo. Finiture: bianco-cromo, nero-oro.**


Die Stehleuchte Luna nimmt die konische Form der Quelle auf, während der schlanke Körper sich Stück für Stück zum Fuß, der so zart ist, dass die Leuchte vom Boden abgehoben zu sein scheint, hin verdünnt. Die indirekte Lichtemission ist intensiv. Eine Stehleuchte, die bis in kleinste Detail ausgearbeitet wurde und äußerst minimalistisch und elegant ist.

• **Körper aus Aluminium, Fuß aus Metall. Ausführungen: Weiß-Chrom, Schwarz-Gold.**







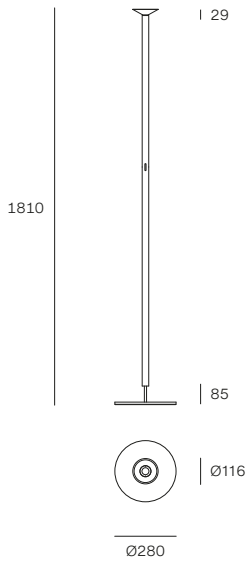


FLOOR LUNA

STILNOVO 2023/24



1. Luna



MOD	CODE	FINISH	SOURCE	INPUT	DIMMING	CCT (K)	LUMEN	CRI	IP	OPTICS
1	9707	WH CH	TopLED 27W	220-240V	Touch	3000	3015	90	20	Diffused
	9707M	WH CH	TopLED 27W	220-240V	Touch	2700	2804	90	20	Diffused
	9709	BB AU	TopLED 27W	220-240V	Touch	3000	3015	90	20	Diffused
	9709M	BB AU	TopLED 27W	220-240V	Touch	2700	2804	90	20	Diffused

Other versions: suspension, p. 190.

# Mr Magoo

2010

**Mirco Crosatto**

The Mr Magoo floor lamp is a luminous cloud, suspended at the end of a curved stem that adorns and delights with sinuous and natural lines. The light source is entirely integrated and emits soft and diffused light.

• **Polyethylene diffuser, metal rod and base. Finish: white.**

Mr Magoo da terra è una nuvola luminosa sospesa all'estremità di uno stelo curvo, che arreda e sorprende per le linee sinuose e naturali. La sorgente è completamente integrata, ed emette una luce morbida e diffusa.


• **Diffusore in polietilene, asta e base d'appoggio in metallo. Finitura: bianco.**

Die Bodenleuchte Mr Magoo ist eine leuchtende Wolke, die am äußeren Ende des gebogenen Stiels zu schweben scheint und durch ihre kurvenreichen und natürlichen Linien überrascht. Die Quelle ist vollständig integriert und strahlt ein weiches Streulicht aus.

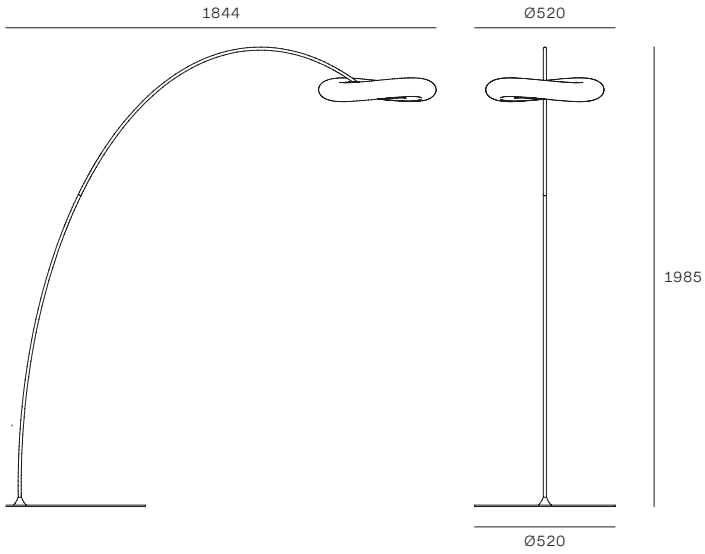
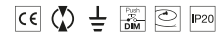
• **Diffusor aus Polyethylen, Stange und Sockel aus Metall. Ausführung: weiß.**







1. Mr Magoo



MOD	CODE	FINISH	SOURCE	INPUT	DIMMING	CCT (K)	LUMEN	CRI	IP	OPTICS
1	8009	WH	TopLED 23W	220-240V	Push DIM	3000	2189	90	20	Diffused

Other versions: suspension, p. 204; wall/ceiling, p. 328.

# Oxygen

2016

## Pio & Tito Toso

The Oxygen floor lamp comes in two versions with different mounts – a vertical stem and an arched support, to offer the right solution in a range of settings. The shade houses an OptiLight™ diffuser that emits precise and uniform light, both direct and indirect. Oxygen is a vast and versatile collection thanks to the various dimensions and finishes available.

• **Polyurethane lampshade, PMMA diffuser, metal rod and base. Finishes: white/white, black/white, yellow/white, light blue/white.**


Oxygen da terra ha due varianti di sostegno: uno stelo verticale e uno ad arco, per diverse soluzioni d'ambiente. Il paralume ospita un diffusore in Opti-Light™ che sviluppa una luce puntuale e omogenea, diretta e indiretta. Oxygen è un'ampia e versatile collezione grazie alle diverse dimensioni e finiture a disposizione.

• **Paralume in poliuretano, diffusore in PMMA, asta e base in metallo. Finiture: bianco/bianco, nero/bianco, giallo/bianco, azzurro/bianco.**

Die Stehlampe Oxygen hat zwei Trägervarianten: Einen vertikalen Stiel und einen Bogen für verschiedene Raumlösungen.

Im Lampenschirm entwickelt ein Diffusor Optilight™ ein direktes und indirektes punktgenaues, gleichmäßiges Licht. Oxygen ist eine breite und vielseitige Kollektion dank der vielen erhältlichen verschiedenen Größen und Ausführungen.

• **Lampenschirm aus Polyurethan, Diffusor aus Polycarbonat, Stange und Sockel aus Metall. Ausführungen: weiß/weiß, schwarz/weiß, gelb/weiß, hellblau/weiß.**









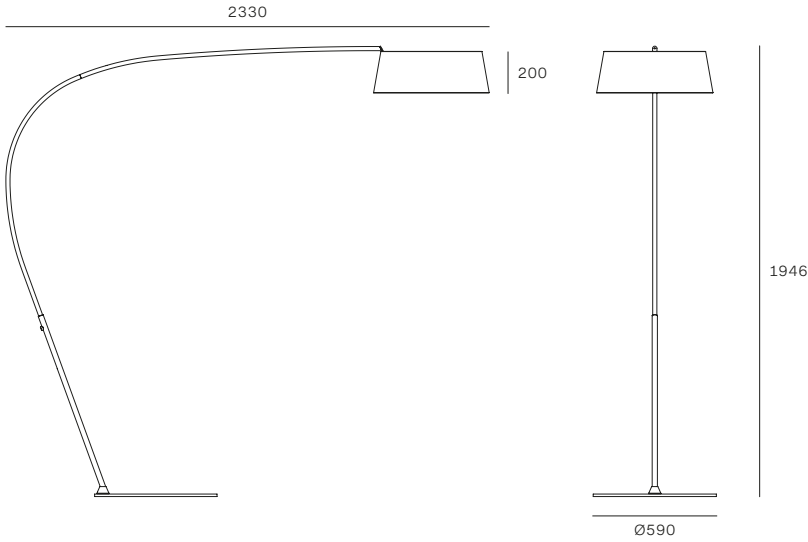


FLOOR **OXYGEN**

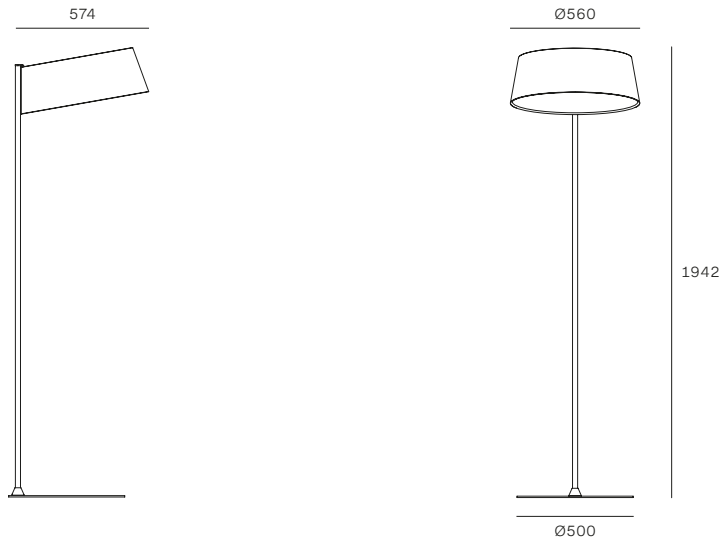
**STILNOVO 2023/24**



1. Oxygen curved rod



2. Oxygen straight rod



MOD	CODE	FINISH	SOURCE	INPUT	DIMMING	CCT (K)	LUMEN	CRI	IP	OPTICS
1	8101	WH WH	TopLED 36W	220-240V	Push DIM	3000	3431	90	20	Diffused
	8102	BB WH	TopLED 36W	220-240V	Push DIM	3000	3431	90	20	Diffused
	8103	YY WH	TopLED 36W	220-240V	Push DIM	3000	3431	90	20	Diffused
	8104	AZ WH	TopLED 36W	220-240V	Push DIM	3000	3431	90	20	Diffused
2	8097	WH WH	TopLED 36W	220-240V	Push DIM	3000	3431	90	20	Diffused
	8098	BB WH	TopLED 36W	220-240V	Push DIM	3000	3431	90	20	Diffused
	8099	YY WH	TopLED 36W	220-240V	Push DIM	3000	3431	90	20	Diffused
	8100	AZ WH	TopLED 36W	220-240V	Push DIM	3000	3431	90	20	Diffused

Other versions: suspension, p. 212; wall/ceiling, p. 332.

# Periscopio

1967

**Danilo & Corrado Aroldi**

Designed in the space age, the joint is covered with flexible rubber, reminiscent of the articulations in a space suit. The joint and arm rotation system allow the Periscope to be adjusted to any position. The distinctive LED source is half covered by a silver surface to prevent glare.

• **Stainless steel body, flexible rubber joint, metal base. Finishes: red, white or black tubular lamp body. Black base and joint.**

Disegnata in piena "space age", lo snodo è ricoperto da una gomma flessibile che riprende i giunti delle tute degli astronauti. Snodo e sistema di rotazione del braccio consentono di regolare Periscopio praticamente in qualsiasi posizione. La particolare sorgente LED, ricoperta per metà da una superficie argentata, consente di evitare l'abbagliamento.

• **Corpo in acciaio inox, snodi in gomma flessibile, base in metallo. Finiture: corpo tubolare rosso, bianco o nero. Base e snodo neri.**


Mitten im „Weltraumzeitalter“ entworfen, ist das Gelenk von einem weichen Gummi ummantelt, der den Gelenken der Raumanzüge nachempfunden ist. Gelenk und Drehmechanismus des Arms machen es möglich, Periscopio praktisch in jede Position einzustellen. Die spezielle LED-Quelle, zur Hälfte mit einer silbernen Oberfläche beschichtet, verhindert die Blendung.

• **Körper aus rostfreiem Edelstahl, Gelenke aus weichem Gummi, Fuß aus Metall. Ausführungen: Röhre in Rot, Weiß oder Schwarz. Fuß und Gelenk in Schwarz.**

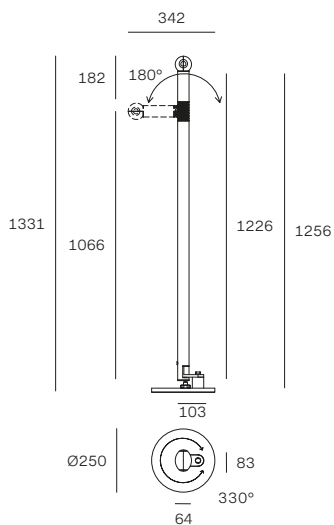









### 1. Periscopio



**Included bulb**  
LED Bulb G9 7W



### 2. Periscopio



**Included bulb**  
LED Bulb G9 7W

MOD	CODE	FINISH	SOURCE	INPUT	DIMMING	CCT (K)	LUMEN	CRI	IP	OPTICS
1	9058	WH BB	1xG9 7W	220-240V	No	3000	700	≥80	20	Diffused
	9059	BB BB	1xG9 7W	220-240V	No	3000	700	≥80	20	Diffused
	9060	RI BB	1xG9 7W	220-240V	No	3000	700	≥80	20	Diffused
2	9061	WH BB	1xG9 7W	220-240V	No	3000	700	≥80	20	Diffused
	9062	BB BB	1xG9 7W	220-240V	No	3000	700	≥80	20	Diffused
	9063	RI BB	1xG9 7W	220-240V	No	3000	700	≥80	20	Diffused

Other versions: table, p. 76.

# Tablet

2014

**Mirco Crosatto**

Tablet is a family of minimalistic lamps with adjustable light. A thin, rectangular frame houses the mobile light sources which, thanks to the almost complete rotation on its own axis, allows the orientation of direct, indirect or combined beams of light.

• **Aluminium body, opaline polycarbonate diffuser, metal base. Finishes: white, black.**

Tablet è una famiglia di lampade minimali a luce direzionabile. In un sottile telaio rettangolare sono incorniciate le sorgenti mobili che, grazie alla rotazione quasi completa sul proprio asse, permettono l'orientamento di fasci luminosi diretti, indiretti o combinati.

• **Corpo in alluminio, diffusore in policarbonato opalino, base in metallo. Finiture: bianco, nero.**

Tablet ist eine Familie minimalistischer Leuchten mit ausrichtbarem Licht. In einem dünnen rechteckigen Rahmen stecken die beweglichen Lichtquellen, die dank der praktisch kompletten Drehung um die eigene Achse erlauben, die direkten, indirekten oder kombinierten Lichtbündel auszurichten.

• **Lampenkörper aus Aluminium, Diffusor aus milchigem Polycarbonat, Sockel aus Metall.**

**Ausführungen: weiß, schwarz.**

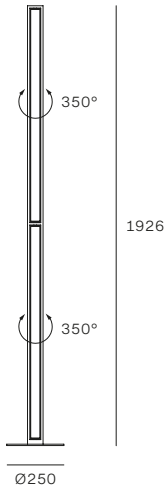








1. Tablet



MOD	CODE	FINISH	SOURCE	INPUT	DIMMING	CCT (K)	LUMEN	CRI	IP	OPTICS
1	8452	WH	TopLED 36W	220-240V	Push DIM	3000	4640	80	20	Diffused
	8453	BB	TopLED 36W	220-240V	Push DIM	3000	4640	80	20	Diffused

Other versions: suspension, p. 246; wall/ceiling, p. 352.

# Topo

1970

## Joe Colombo

Topo is a fascinating object of automotive inspiration: the slits on the metal shell are reminiscent of the vents on a 1960s sports car, whilst the lampshade's form corresponds to the casing of the classic E27 bulb it contains, like the bodywork encasing an engine. The jointed metal arms allow the lamp to be extended or retracted at will.

• **Metal shell, handle in heat-insulating material, metal arms and rod, metal base with exterior polyethylene finish. Shell and arm finishes: white, black, green and chrome with black rod and base or in full iconic red.**

Topo è un affascinante oggetto d'ispirazione automobilistica: le fessure sulla calotta metallica ricordano le prese d'aria delle auto sportive anni Sessanta, mentre la forma del paralume corrisponde all'involucro della classica lampadina E27 accolta al suo interno, come una carrozzeria sul motore sottostante. I bracci snodabili in metallo permettono di estendere o ritrarre la lampada a piacimento.

• **Calotta in metallo, impugnatura in materiale termoisolante, bracci e asta in metallo, base in metallo con rifinitura esterna in polietilene. Finiture calotta e bracci: bianco, nero, verde e cromo con asta e base nera, oppure full iconic red.**

Topo ist ein faszinierender Gegenstand, der sich an das Automobil inspiriert: Die Schlitze an der Kappe erinnern an die Luftschlitze der Sportautos der 60er Jahre, während die Form des Lampenschirms der Hüllkurve der klassischen Glühbirne E27 entspricht, die in ihr aufgenommen wird, wie eine Karosserie auf dem darunterliegenden Motor. Die Gelenkarme aus Metall erlauben die Leuchte ganz nach Belieben ausziehen oder einzuziehen.

• **Kappe aus Metall, Griff aus wärmeisolierendem Material, Arme und Stange aus Metall, Sockel aus Metall mit Polyethylenbeschichtung außen. Ausführungen der Kappe und der Arme: weiß, schwarz, grün und chrom mit Stange und schwarzer Sockel oder Sockel in Full Iconic Red.**





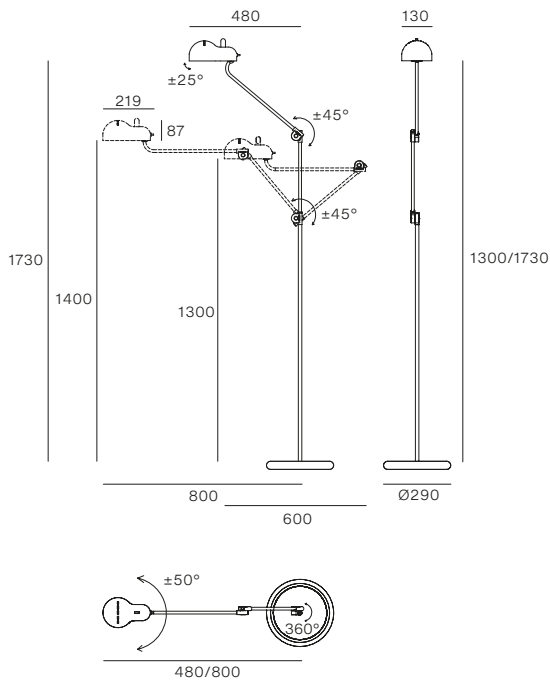
FLOOR **TOPO**

**STILNOVO 2023/24**

1. Topo



**Included bulb**  
Classic A Retrofit  
LED Bulb E27 7W



MOD	CODE	FINISH	SOURCE	INPUT	DIMMING	CCT (K)	LUMEN	CRI	IP	OPTICS
1	9081	WH BB	1xE27 7W	220-240V	No	2700	806	≥80	20	Diffused
	9082	BB BB	1xE27 7W	220-240V	No	2700	806	≥80	20	Diffused
	9083	RI RI	1xE27 7W	220-240V	No	2700	806	≥80	20	Diffused
	9084	GR BB	1xE27 7W	220-240V	No	2700	806	≥80	20	Diffused
	9085	CH BB	1xE27 7W	220-240V	No	2700	806	≥80	20	Diffused

Other versions: table, p. 80.

# Triedro

1970

## Joe Colombo

The Triedro floor lamp is reminiscent of lighting from a photo shoot. Thanks to the contoured and bent metal lampshade, comprised of three parts, the light from the silver-domed LED bulb reflects without glare. A vast flexibility of movement is guaranteed by the supporting double joint, which allows the light source to rotate, incline and slide along the steel stem secured to the solid, circular base.

• **Lampshade, body, bulb holder and rod in metal. Metal base with polyethylene finish. Finish: white/black/chrome.**

Triedro da terra ricorda le lampade di scena dei set fotografici. Grazie al paralume in metallo sagomato e piegato in tre parti, riflette la luce della lampadina LED a cupola argentata, senza abbagliare. Un'ampia flessibilità di movimento è garantita dal doppio snodo portante, che permette alla sorgente di ruotare, inclinarsi e scorrere lungo lo stelo in acciaio vincolato alla base circolare.

• **Paralume, corpo, portalamпада e asta in metallo. Base in metallo con rifinitura in polietilene. Finitura: bianco/nero/cromo.**

Die Bodenleuchte Triedro erinnert an die Szenenleuchten von Fotoshootings. Dank dem Lampenschirm aus geformtem und in drei Teile gebogenem Metall reflektiert das Licht des LED- Leuchtmittels mit versilberter Kuppel, ohne zu blenden. Eine große Bewegungsflexibilität wird vom tragenden Doppelgelenk garantiert, das erlaubt, die Leuchtquelle zu drehen, kippen und entlang des Stiels aus Stahl laufen zu lassen. Der Stiel aus Stahl ist am soliden runden Sockel gebunden.

• **Lampenschirm, Lampenkörper und Fassung und Stange aus Metall. Sockel aus Metall mit Polyethylenbeschichtung. Ausführung: weiß/ schwarz/ chrom.**







FLOOR TRIEDRO

STILNOVO 2023/24



**BIG  
MONTHLY  
PLANNER**

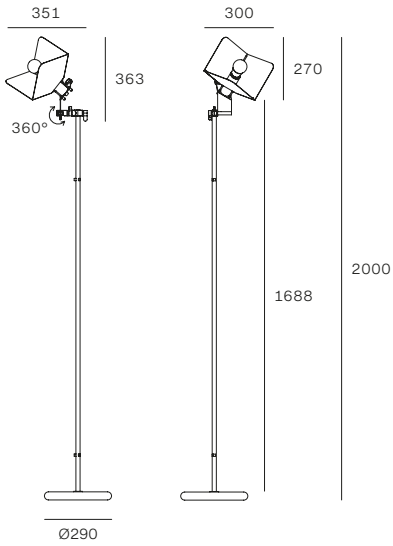
FLOOR TRIEDRO  
STILNOVO 2023/24



1. Tredro



**Included bulb**  
Classic A Mirror  
LED Bulb E27 7W



MOD	CODE	FINISH	SOURCE	INPUT	DIMMING	CCT (K)	LUMEN	CRI	IP	OPTICS
1	8994	WH BB	1xE27 7W	220-240V	No	2700	650	≥80	20	Diffused

Other versions: suspension, p. 256; wall/ceiling, p. 356.

# Suspension

Sospensione  
Aufhängung

Table  
Tavolo  
Tisch

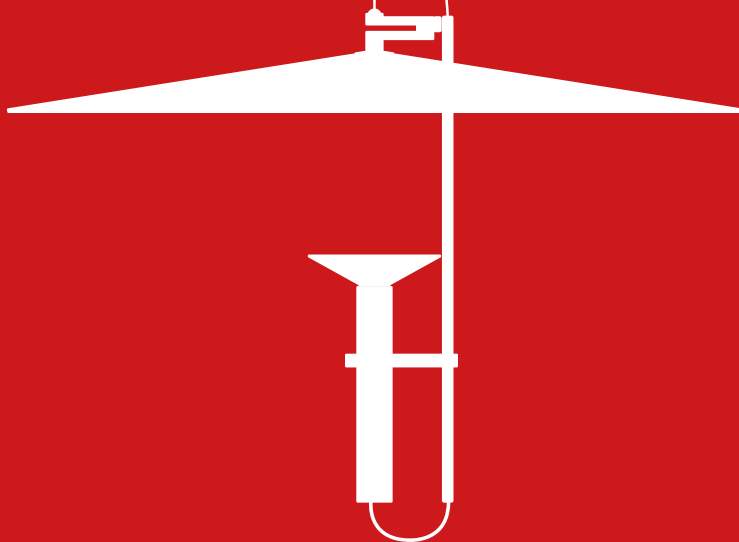
**14**

Floor  
Terra  
Boden

**92**

Wall/ceiling  
Parete/soffitto  
Wand/Decke

**264**





Bascula	<b>146</b>
Campana	<b>152</b>
Demí	<b>158</b>
Diphy	<b>164</b>
Galassia	<b>170</b>
Honey	<b>178</b>
La Mariée	<b>182</b>
Lampiatta	<b>186</b>
Luna	<b>190</b>
Megafono	<b>194</b>
Mongolfier	<b>200</b>
Mr Magoo	<b>204</b>
Opti - line	<b>208</b>
Oxygen	<b>212</b>
Quad	<b>218</b>
Reflexio	<b>224</b>
Saliscendi	<b>228</b>
Saturn	<b>236</b>
Sputnik	<b>240</b>
Tablet	<b>246</b>
Trepiù	<b>250</b>
Triedro	<b>256</b>
Xilema	<b>260</b>

# Bascula

1985

**Shigeaki Asahara**

Freely inspired by the starship Enterprise from Star Trek, Bascula is one of the first lamps to feature a slim disc suspended from a single cable. The conical counterweight balances the disc, keeping the lamp in a horizontal or slanted position, and also directs the light emission.

• **Glass diffuser, aluminium heat sink, metal counterweight. Finishes: white-painted bronze, grey-bronze, bronze-bronze, white-brushed nickel, grey-brushed nickel, red-brushed black nickel.**

Liberamente ispirata all'astronave Enterprise della serie tv Star Trek, Bascula è uno dei primi esempi di lampada a disco sottile in equilibrio su un unico cavo di sostegno. Il contrappeso conico consente di bilanciare il piatto, mantenendo la lampada in posizione orizzontale oppure inclinata e orientando a sua volta anche l'emissione luminosa.

• **Diffusore in vetro, dissipatore in alluminio, contrappeso in metallo. Finiture: bianco-bronzo verniciato, grigio-bronzo verniciato, bronzo spazzolato, bianco-nichel verniciato, grigio-nichel verniciato, rosso-nichel nero spazzolato.**

Frei dem Raumschiff Enterprise der Fernsehserie Star Trek nachgeahmt ist, Bascula eine der ersten Scheibenleuchten mit einer dünnen Scheibe, die von einem Kabel im Gleichgewicht gehalten wird. Das konische Gegengewicht erlaubt, die Scheibe auszubalancieren, während die Leuchte horizontal oder geneigt bleibt, und gleichzeitig die Lichtemission auszurichten.

• **Diffusor aus Glas, Kühlkörper aus Aluminium, Gegengewicht aus Metall. Ausführungen: Weiß-Bronze lackiert, Grau-Bronze lackiert, gebürsteter Bronze, Weiß-Nickel lackiert, Grau-Nickel lackiert, Rot-gebürsteter schwarzer Nickel.**







SUSPENSION **BASCULA**

**STILNOVO 2023/24**



SUSPENSION **BASCULA**

**STILNOVO 2023/24**



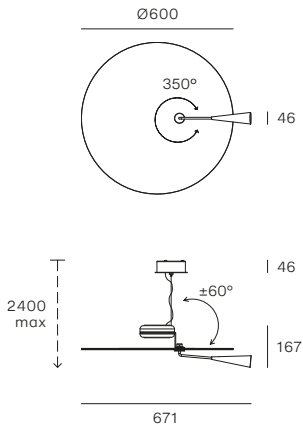


1. Bascula



Dimming kits

**KIT0079 / CASAMBI**  
DALI / 1 art / out



MOD	CODE	FINISH	SOURCE	INPUT	DIMMING	CCT (K)	LUMEN	CRI	IP	OPTICS
1	CZ001CBZMDD	BZ BZ	TopLED 26W	220-240V	DALI Push	2700	3547	90	20	Diffused
	CZ001CBZWDD	BZ BZ	TopLED 26W	220-240V	DALI Push	3000	3795	90	20	Diffused
	CZ001CGGMDD	GG BZ	TopLED 26W	220-240V	DALI Push	2700	3547	90	20	Diffused
	CZ001CGGWDD	GG BZ	TopLED 26W	220-240V	DALI Push	3000	3795	90	20	Diffused
	CZ001CRRMDD	RR HK	TopLED 26W	220-240V	DALI Push	2700	3547	90	20	Diffused
	CZ001CRRWDD	RR HK	TopLED 26W	220-240V	DALI Push	3000	3795	90	20	Diffused
	CZ001CWHMDD	WH BZ	TopLED 26W	220-240V	DALI Push	2700	3547	90	20	Diffused
	CZ001CWHWDD	WH BZ	TopLED 26W	220-240V	DALI Push	3000	3795	90	20	Diffused
	CZ001CKGMDD	GG NK	TopLED 26W	220-240V	DALI Push	2700	3547	90	20	Diffused
	CZ001CKGWDD	GG NK	TopLED 26W	220-240V	DALI Push	3000	3795	90	20	Diffused
	CZ001CKWMDD	WH NK	TopLED 26W	220-240V	DALI Push	2700	3547	90	20	Diffused
	CZ001CKWWDD	WH NK	TopLED 26W	220-240V	DALI Push	3000	3795	90	20	Diffused

# Campana

1969

## Stilnovo

Dating back to 1969, the Campana recalls the Pop style that is still trendy today.

The new LED light source integrated into the large flared lampshade illuminates the underlying environment whilst creating a characteristic luminous corolla that slides across the external surface of the lamp.

• **Aluminium body and lampshade, metal wire casing.**  
**Finishes: grey-white, red, grey-white/brushed aluminium.**

Campana, dal 1969, richiama lo stile pop ancora oggi attuale. La nuova sorgente a LED integrata nell'ampio paralume svasato illumina l'ambiente sottostante e, al contempo, crea una caratteristica corolla luminosa che scivola sulla superficie esterna della lampada.

• **Calotta e paralume in alluminio, coprifilo in metallo.**  
**Finiture: grey white, rosso, grey white/alluminio spazzolato.**

Die Leuchte Campana, von 1969, erinnert an den noch heute aktuellen Pop-Stil. Die neue LED-Quelle, die in den ausladenden, nach unten breiter werdenden Lampenschirm integriert ist, beleuchtet den Raum unter sich und formt gleichzeitig eine charakteristische Leuchtkrone, die über die Außenoberfläche der Leuchte gleitet.

• **Kappe und Lampenschirm aus Aluminium, Kabelabdeckung aus Metall. Ausführungen: grey white, rot, grey white/gebürstetes Aluminium.**












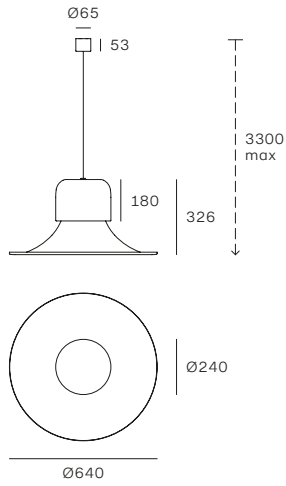


1. Campana Ø64



Dimming kits

 **KIT0079** / CASAMBI  
DALI / 1 art / out



SUSPENSION CAMPANA

MOD	CODE	FINISH	SOURCE	INPUT	DIMMING	CCT (K)	LUMEN	CRI	IP	OPTICS
1	9300	LY LY	TopLED 31W	220-240V	DALI Push	2700	3234	90	20	Diffused
	9301	RR RR	TopLED 31W	220-240V	DALI Push	2700	3234	90	20	Diffused
	9302	LY HA	TopLED 31W	220-240V	DALI Push	2700	3234	90	20	Diffused

STILNOVO 2023/24

# Demí

2019

## Mirco Crosatto

When switched off, Demí is a large, transparent dome. When switched on, the lower edge and the thousands of laser micro-incisions on the surface emit soft and uniform light thanks to the exclusive Opti-Light™ technology. The light is generated by an invisible LED bulb inside the ring of the large upper opening that, like in Rome's ancient Pantheon, is the source of light.

• **Heat-blown PMMA diffuser, aluminium ring, metal wire casing. Finish: white/transparent.**

Demí da spenta è un'ampia cupola trasparente. Grazie all'esclusiva tecnologia Opti-Light™, quando viene accesa, il bordo inferiore e le migliaia di microincisioni al laser della superficie diffondono un'illuminazione morbida e omogenea. Questa è generata da un'invisibile sorgente LED posta nell'anello del grande foro superiore che, come nell'antico Pantheon, è origine di luce

• **Diffusore in PMMA termosoffiato, anello in alluminio, coprifilo in metallo. Finitura: bianco/trasparente.**

Demí ist ausgeschaltet eine große, transparente Kuppel. Dank der exklusiven OptiLight™-Technologie streuen der untere Rand und die tausenden Lasermikrogravuren, wenn die Leuchte eingeschaltet wird, ein weiches, gleichmäßiges Licht. Das Licht wird durch eine unsichtbare LED-Leuchtquelle im Ring des großen oberen Lochs, aus dem, wie im alten Pantheon, das Licht kommt, erzeugt.

• **Diffusor aus heißgeblasenem PMMA, Ring aus Aluminium, Kabelabdeckung aus Metall. Ausführung: Weiß/transparent.**










SUSPENSION **DEMI**

**STILNOVO 2023/24**









# Diphy

2016

**Mirco Crosatto**

Diphy is a collection of luminous and transparent petals, combining natural aesthetics with a technological soul. The central source transmits light to the curving edges whilst the micro-incisions of the surfaces create soft and uniform ambient lighting. OptiLight™ technology allows Diphy to disappear from view when switched off, only to magically reappear when switched on.

• **Thermocurved PMMA diffuser, central body in aluminium, metal wire casing. Finish: white/transparent.**

Diphy è una collezione di petali luminosi e trasparenti, che combina l'estetica organica a un'anima tecnologica. La sorgente centrale trasmette la luce ai bordi sinuosi e alle microincisioni delle superfici, creando un'illuminazione d'ambiente morbida e omogenea. La tecnologia OptiLight™ permette a Diphy di scomparire alla vista se spenta, per riapparire magicamente quando accesa.


• **Diffusore in PMMA termocurvato, corpo centrale in alluminio, coprifilo in metallo. Finitura: bianco/trasparente.**

Diphy ist eine Kollektion an transparenten, leuchtenden Blütenblättern, welche die organische Ästhetik mit einer technologischen Seele kombiniert. Die zentrale Lichtquelle leitet das Licht zu den kurvenförmigen Rändern und den Mikrogravuren der Oberfläche und schafft so ein weiches und homogenes Raumlicht. Die OptiLight™-Technik erlaubt Diphy aus dem Sichtfeld zu verschwinden, sobald sie abgeschaltet ist, um magischerweiser wieder zu erscheinen, sobald sie eingeschaltet wird.

• **Diffusor aus heißgebogenem PMMA, Mittelkörper aus Aluminium, Kabelabdeckung aus Metall. Ausführung: weiß/transparent.**





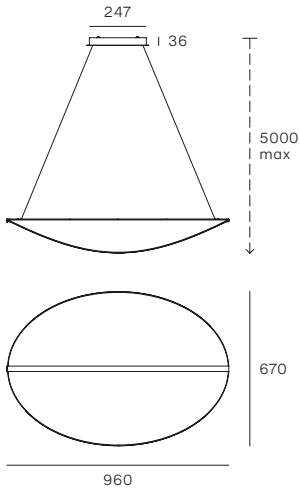








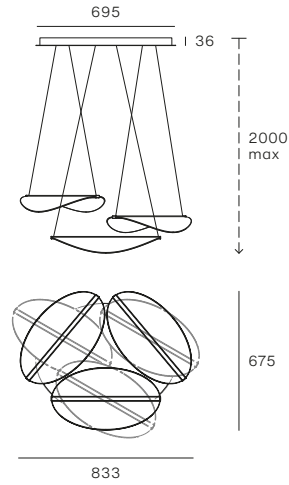
### 5. Diphy L96



#### Dimming kits

**KIT0079** / CASAMBI  
DALI / 1 art / in

### 6. Diphy 3 sources



#### Dimming kits

**KIT0079** / CASAMBI  
DALI / 1 art / in

MOD	CODE	FINISH	SOURCE	INPUT	DIMMING	CCT (K)	LUMEN	CRI	IP	OPTICS
1	9090	WH TR	TopLED 20W	220-240V	DALI Push	3000	2609	90	20	Diffused
	9090M	WH TR	TopLED 20W	220-240V	DALI Push	2700	2426	90	20	Diffused
	8172	WH TR	TopLED 20W	220-240V	Phase-cut	3000	2609	90	20	Diffused
	8172M	WH TR	TopLED 20W	220-240V	Phase-cut	2700	2426	90	20	Diffused
2	8170	WH TR	TopLED 40W	220-240V	DALI Push	3000	4368	90	20	Diffused
	8170M	WH TR	TopLED 40W	220-240V	DALI Push	2700	4062	90	20	Diffused
	8173	WH TR	TopLED 48W	220-240V	Phase-cut	3000	5011	90	20	Diffused
	8173M	WH TR	TopLED 48W	220-240V	Phase-cut	2700	4660	90	20	Diffused
3	8174	WH TR	TopLED 21W	220-240V	Phase-cut	3000	2609	90	20	Diffused
	8174M	WH TR	TopLED 21W	220-240V	Phase-cut	2700	2426	90	20	Diffused
4	8171	WH TR	TopLED 48W	220-240V	Phase-cut	3000	5011	90	20	Diffused
	8171M	WH TR	TopLED 48W	220-240V	Phase-cut	2700	4660	90	20	Diffused
5	8169	WH TR	TopLED 54W	220-240V	DALI Push	3000	5760	90	20	Diffused
	8169M	WH TR	TopLED 54W	220-240V	DALI Push	2700	5357	90	20	Diffused
6	8168	WH TR	TopLED 54W	220-240V	DALI Push	3000	6582	90	20	Diffused
	8168M	WH TR	TopLED 54W	220-240V	DALI Push	2700	6121	90	20	Diffused

Other versions: floor, p. 98; wall/ceiling, p. 276.

# Galassia

1959

## Stilnovo

The 1950s charm of the Galassia suspension light, available with six or twelve bulbs, remains unchanged thanks to the combination of the brass with galvanic gilding on the structure and the white triplex blown glass spheres. A priceless collection that enriches the space with a sophisticated retro touch.

• **Interchangeable brass body and rods, triplex glass diffusers, metal wire casing. Finish: brass with galvanic gilding/glossy white glass.**

Galassia sospensione, disponibile a sei o a dodici luci, mantiene inalterato il fascino anni Cinquanta grazie all'abbinamento fra l'ottone con doratura galvanica della struttura e le sfere in vetro soffiato triplex bianco. Una preziosa collezione che arricchisce lo spazio con un sofisticato tocco retrò.

• **Corpo e aste intercambiabili in ottone, diffusori in vetro triplex coprifilo in metallo. Finitura: ottone con doratura galvanica/vetro bianco lucido.**

Die Hängeleuchte Galassia ist mit sechs oder zwölf Lichtern erhältlich, sie hat dank der Kombination der Struktur aus Messing mit galvanischer Goldbeschichtung mit den weißen Kugeln aus geblasenem Triplex-Glas den Charme der fünfziger Jahre unverändert bewahrt. Eine kostbare Kollektion, die den Raum mit einem anspruchsvollen Retro-Touch bereichert.

• **Lampenkörper und auswechselbare Stangen aus Messing, Diffusoren aus Triplex-Glas, Kabelabdeckung aus Metall. Ausführung: Messing mit galvanischer Goldbeschichtung/weiß glänzendes Glas.**









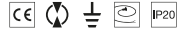




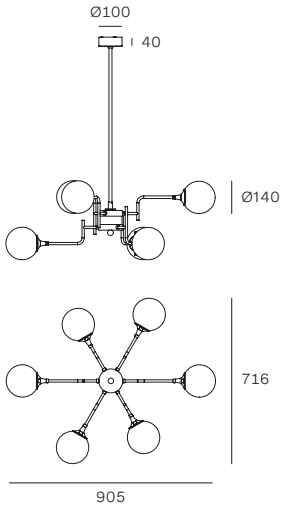




1. Galassia 6 sources



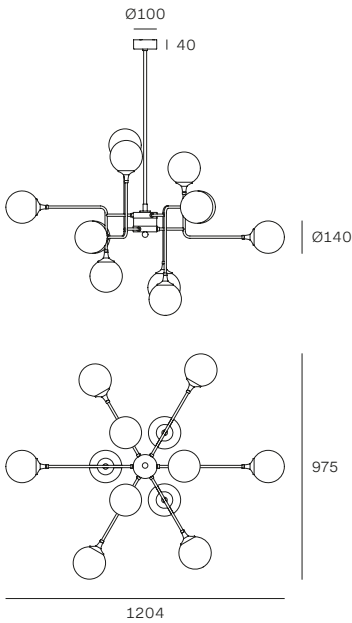
**Included bulbs**  
 Miniglobo P45  
 LED Bulb E14 6W



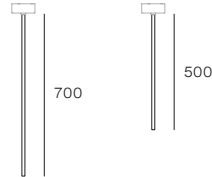
2. Galassia 12 sources



**Included bulbs**  
 Miniglobo P45  
 LED Bulb E14 6W



\*2 stems included



MOD	CODE	FINISH	SOURCE	INPUT	DIMMING	CCT (K)	LUMEN	CRI	IP	OPTICS
1	9556	AU WH	6xE14 6W	220-240V	No	2700	4836	≥80	20	Diffused
2	9555	AU WH	12xE14 6W	220-240V	No	2700	9672	≥80	20	Diffused

Other versions: floor, p. 104; wall/ceiling, p. 288.

# Honey

2019

## Pio & Tito Toso

The Honey collection plays on the repetition of a modular element which multiplies to create linear or circular configurations. The warm light is diffused both directly and indirectly and, curtailed by wavy opaline diffusers, creates fascinating nuances.

• **Modules in polycarbonate, metal wire casing. Finish: glossy white.**

La collezione Honey gioca sulla ripetizione di un elemento modulare, che si moltiplica creando configurazioni lineari o circolari. La luce calda è diffusa sia in modo diretto che indiretto e, schermata da opalini ondulati, dà vita ad affascinanti sfumature.

• **Moduli in policarbonato, coprifilo in metallo. Finitura: bianco lucido.**

Die Kollektion Honey setzt auf die Wiederholung eines Moduls, das sich gradlinige und kreisförmige Konfigurationen schaffend vervielfacht. Das warme Licht verbreitet sich sowohl direkt als auch indirekt und, abgeschirmt von wellenförmigen Milchglasscheiben, weckt sie ein Spiel an verzaubernden Nuancierungen.

• **Zylinder aus Aluminium, Kabelabdeckung aus Metall. Ausführung: glänzend weiß.**





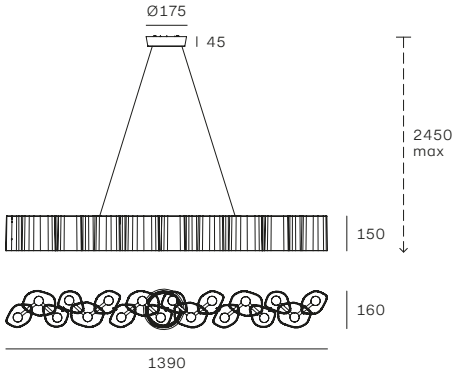


### 1. Honey L139



#### Dimming kits

- KIT0080** / CASAMBI  
PH-CUT / 1 art / in
- KIT0026**  
PH-CUT / 1-2 art

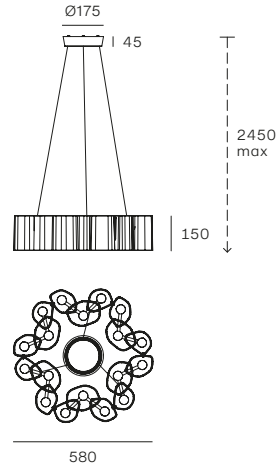


### 2. Honey Ø58



#### Dimming kits

- KIT0080** / CASAMBI  
PH-CUT / 1 art / in
- KIT0026**  
PH-CUT / 1-2 art

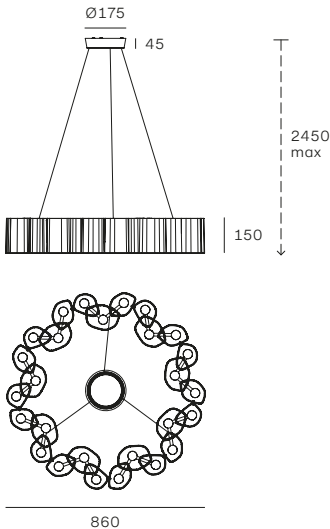


### 3. Honey Ø86



#### Dimming kits

- KIT0080** / CASAMBI  
PH-CUT / 1 art / in
- KIT0026**  
PH-CUT / 1-2 art

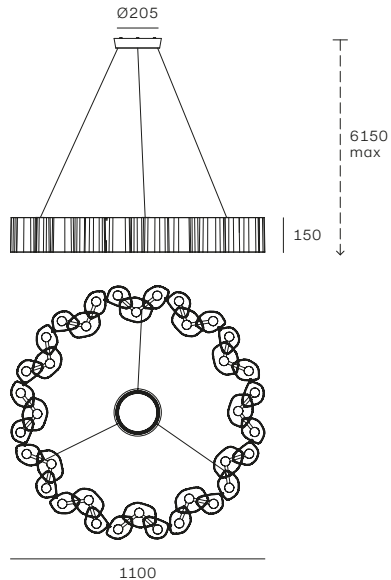


### 4. Honey Ø110



#### Dimming kits

- KIT0079** / CASAMBI  
DALI / 1 art / in



MOD	CODE	FINISH	SOURCE	INPUT	DIMMING	CCT (K)	LUMEN	CRI	IP	OPTICS
1	8680	WH	TopLED 35W	220-240V	Phase-cut	2700	3450	90	20	Diffused
2	8682	WH	TopLED 35W	220-240V	Phase-cut	2700	3450	90	20	Diffused
3	8684	WH	TopLED 49W	220-240V	Phase-cut	2700	5170	90	20	Diffused
4	8686	WH	TopLED 105W	220-240V	DALI Push	2700	9500	90	20	Diffused

Other versions: wall/ceiling, p. 302.

# La Mariée

2018

**Mirco Crosatto**

La Mariée is an ethereal sphere in blown glass with elegant pink, gold or smokey grey tones. The slightly oval shape and the hidden light source emit a soft ambient illumination that creates a play of reflections. Alone or as part of an arrangement, La Mariée adds a refined touch to the environment.

• **Blown glass casting diffuser, aluminium inner ring, metal wire casing. Finishes: transparent/white, smoky grey/galvanic black nickel, pink/galvanic rose gold, gold/galvanic gold.**

La Mariée è un'eterea sfera in vetro soffiato dalle preziose tonalità rosate, dorate o fumé. La forma leggermente ovalizzata e la sorgente invisibile diffondono una luce d'ambiente morbida, che gioca di riflessi. Da sola o in composizione, La Mariée aggiunge un tocco raffinato all'ambiente.


• **Diffusore in vetro in pasta soffiato, anello interno in alluminio, coprifilo in metallo. Finiture: trasparente/bianco, fumé/galvanica nichel nero, rosa/galvanica oro rosa, oro/galvanica oro.**

La Mariée ist eine ätherische Kugel aus geblasenem Glas in kostbaren Rosa-, Gold- und Rauchfarben. Die leicht ovale Form und die unsichtbare Lichtquelle verbreiten ein weiches Raumlicht, das mit Reflexen spielt. Allein oder in Komposition gibt La Mariée dem Ambiente einen raffinierten Touch.

• **Diffusor aus in Form geblasenes Glas, Innenring aus Aluminium, Kabelabdeckung aus Metall. Ausführungen: transparent/weiß, fumé/galvanisch vernickelt in Schwarz, Rosa/galvanisch vergoldet in Goldrosa, gold/galvanisch vergoldet in Gold.**








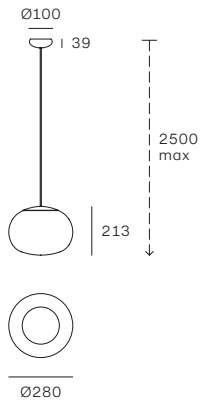
1. La Mariée



Dimming kits

 **KIT0080** / CASAMBI  
PH-CUT / 1-5 art / out

 **KIT0026**  
PH-CUT / 1-11 art



MOD	CODE	FINISH	SOURCE	INPUT	DIMMING	CCT (K)	LUMEN	CRI	IP	OPTICS
1	8624	WH AU	TopLED 9W	220-240V	Phase-cut	3000	1082	90	20	Diffused
	8625	WH TR	TopLED 9W	220-240V	Phase-cut	3000	1082	90	20	Diffused
	8626	BB SG	TopLED 9W	220-240V	Phase-cut	3000	1082	90	20	Diffused
	8627	WH RG	TopLED 9W	220-240V	Phase-cut	3000	1082	90	20	Diffused

Other versions: table, p. 46.

# Lampiatta

1971

**Jonathan De Pas  
Donato D'Urbino  
Paolo Lomazzi**

Lampiatta is the essence of suspension. The mechanical parts of this lamp have been reduced to a minimum, assembled without the use of joints or mechanisms. The two sizes and five colours available give life to combinations that are always innovative and vivacious.

• **Parabolic diffuser in aluminium, bulb holder in plastic material, metal wire casing. Finishes: white/white, black/white, yellow/white, red/white, green/white.**

Lampiatta è l'essenza della sospensione. È una lampada dalle componenti meccaniche ridotte al minimo, assemblata senza l'uso di snodi o meccanismi. Le due dimensioni e le cinque colorazioni disponibili danno vita a combinazioni sempre nuove e vivaci.

• **Parabola in alluminio, portalamпада in materiale plastico, coprifilo in metallo. Finiture: bianco/bianco, nero/bianco, giallo/bianco, rosso/bianco, verde/bianco.**

Lampiatta ist die Essenz der Hängeleuchte. Es ist eine Leuchte aus auf ein Minimum reduzierte mechanische Komponenten, die ohne Gelenke und mechanische Elemente zusammengebaut sind. Die beiden Größen und die fünf erhältlichen Farben lassen immer neuen und lebendigen Kombinationen Raum lebendig werden.

• **Parabolschirm aus Aluminium, Fassung aus Kunststoff, Kabelabdeckung aus Metall. Ausführungen: weiß/weiß, schwarz/weiß, gelb/weiß, rot/weiß, grün/weiß.**

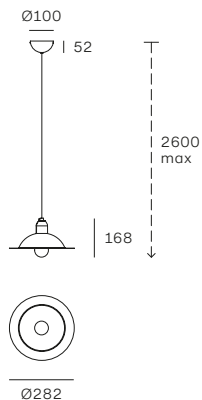






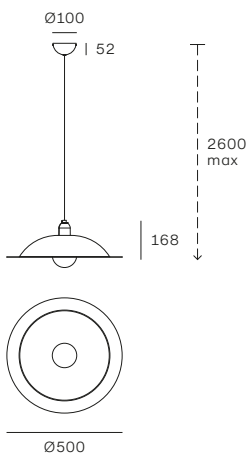


## 1. Lampiatta Ø28




**Included bulb**  
Classic A Retrofit  
LED Bulb E27 7W

## 2. Lampiatta Ø50



**Included bulb**  
Classic Globe  
LED Bulb E27 11W



MOD	CODE	FINISH	SOURCE	INPUT	DIMMING	CCT (K)	LUMEN	CRI	IP	OPTICS
1	8983	WH WH	1xE27 7W	220-240V	No	2700	806	≥80	20	Diffused
	8984	BB WH	1xE27 7W	220-240V	No	2700	806	≥80	20	Diffused
	8985	RV WH	1xE27 7W	220-240V	No	2700	806	≥80	20	Diffused
	8981	YY WH	1xE27 7W	220-240V	No	2700	806	≥80	20	Diffused
	8982	GR WH	1xE27 7W	220-240V	No	2700	806	≥80	20	Diffused
2	8987	WH WH	1xE27 11W	220-240V	No	2700	1520	≥80	20	Diffused
	8988	BB WH	1xE27 11W	220-240V	No	2700	1520	≥80	20	Diffused
	8989	RV WH	1xE27 11W	220-240V	No	2700	1520	≥80	20	Diffused
	8990	YY WH	1xE27 11W	220-240V	No	2700	1520	≥80	20	Diffused
	8991	GR WH	1xE27 11W	220-240V	No	2700	1520	≥80	20	Diffused

Other versions: on table, p. 54, or wall-mounted, p. 316.

# Luna

2023

**Shigeaki Asahara**

A sleek, lightweight suspension lamp with minimalist proportions and soft light emission. The light is projected onto a directional reflective disc, which in turn directs it comfortably onto the surface. A patented jointed balancing system allows easy adjustment of the angle of the disc and therefore the light beam.

• **Disc and lamp body in aluminium. Finishes: white-chrome, black-gold.**

Una sospensione sottile e leggera, dalle proporzioni minimali e con una morbida emissione. La luce viene proiettata su un disco riflettente orientabile, che a sua volta la diffonde sul piano in maniera confortevole. Un sistema di bilanciamento a snodo brevettato consente di orientare facilmente l'inclinazione del disco e, di conseguenza, la proiezione della luce.

• **Disco e corpo lampada in alluminio. Finiture: bianco-cromo, nero-oro.**

Eine feine und leichte Hängeleuchte mit minimalistischen Proportionen, die weiches Licht ausstrahlt. Das Licht wird auf eine ausrichtbare reflektierende Scheibe geworfen, die ihrerseits das Licht angenehm auf die Fläche verteilt. Durch ein patentiertes Gelenk-Auswuchtsystem lässt sich die Scheibe ganz einfach neigen und damit das Licht überallhin zu projizieren.

• **Scheibe und Lampenkörper aus Aluminium. Ausführungen: Weiß-Chrom, Schwarz-Gold**









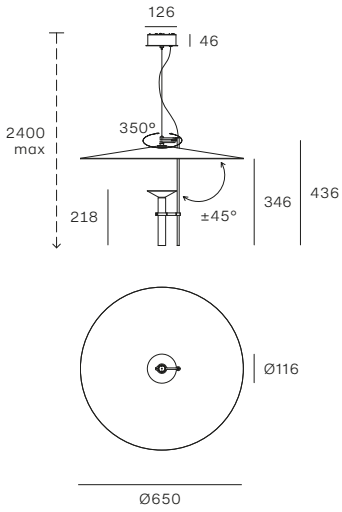


1. Luna



Dimming kits

**KIT0079** / CASAMBI  
DALI / 1 art / out



MOD	CODE	FINISH	SOURCE	INPUT	DIMMING	CCT (K)	LUMEN	CRI	IP	OPTICS
1	9703	WH CH	TopLED 25W	220-240V	Dali Push	3000	3015	90	20	Diffused
	9703M	WH CH	TopLED 25W	220-240V	Dali Push	2700	2804	90	20	Diffused
	9705	BB AU	TopLED 25W	220-240V	Dali Push	3000	3015	90	20	Diffused
	9705M	BB AU	TopLED 25W	220-240V	Dali Push	2700	2804	90	20	Diffused

Other versions: floor, p. 112.

# Megafono

1958

## Stilnovo

Megafono is an iconic 1950s lamp with both direct and indirect light. In the suspension version with three, six or eight arms, a prized brass structure bearing galvanic gilding combines with the directable double-cone lampshades in ivory or glossy black, illuminating the environment with elegance.


• **Body, suspension rod and wire casing in brass, metal lampshades. Finishes: brass with galvanic gilding, black or ivory lampshades.**

Megafono è una lampada icona degli anni Cinquanta a luce diretta e indiretta. In versione sospensione a tre, sei o otto bracci, abbina alla preziosa struttura in ottone con doratura galvanica i paralumi orientabili a doppio cono in avorio o nero lucido, illuminando l'ambiente con eleganza.

• **Corpo, asta di sospensione e coprifilo in ottone, paralumi in metallo. Finiture: ottone con doratura galvanica, paralumi nero oppure avorio.**

Megafono ist eine ikonische Leuchte der Fünfziger Jahre mit direktem und indirektem Licht. In ihrer Version als Hängeleuchte mit drei, sechs oder acht Armen kombiniert sie die kostbar ausgeführte Struktur aus Messing mit galvanischer Goldbeschichtung mit den ausrichtbaren Lampenschirmen mit doppeltem Konus in Elfenbein oder glänzendem Schwarz und beleuchtet so den Raum mit Eleganz.

• **Lampenkörper, Stange zum Aufhängen und Kabelabdeckung aus Messing, Lampenschirme aus Metall. Ausführungen: Messing mit galvanischer Goldbeschichtung, Lampenschirme schwarz oder in Elfenbein.**









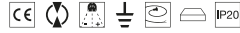


SUSPENSION MEGAFONO  
STILNOVO 2023/24

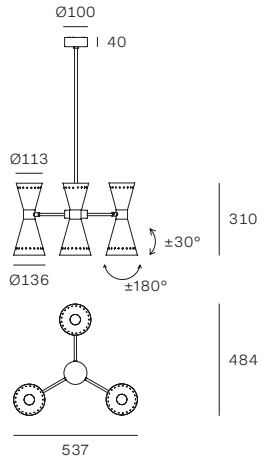




### 1. Megafono 3x2 sources



**Included bulbs**  
Miniglobo P45  
LED Bulb E14 6W



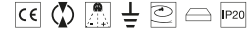
938 (with longer stem)\*

310

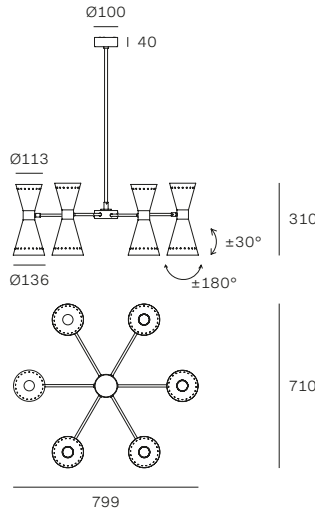
484

537

### 2. Megafono 6x2 sources



**Included bulbs**  
Miniglobo P45  
LED Bulb E14 6W



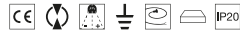
938 (with longer stem)\*

310

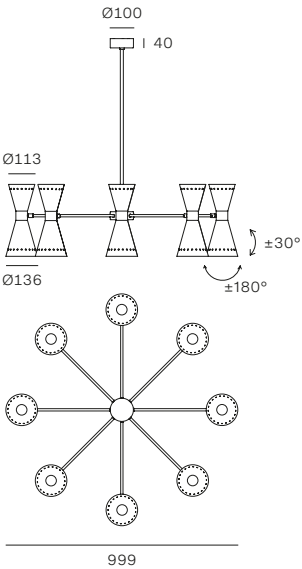
710

799

### 3. Megafono 8x2 sources



**Included bulbs**  
Miniglobo P45  
LED Bulb E14 6W



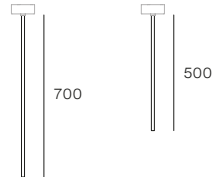
938 (with longer stem)\*

310

999

999

\*2 stems included



MOD	CODE	FINISH	SOURCE	INPUT	DIMMING	CCT (K)	LUMEN	CRI	IP	OPTICS
1	9576	AU BB	6xE14 6W	220-240V	No	2700	4836	≥80	20	Diffused
	9577	AU IV	6xE14 6W	220-240V	No	2700	4836	≥80	20	Diffused
2	9568	AU BB	12xE14 6W	220-240V	No	2700	9672	≥80	20	Diffused
	9569	AU IV	12xE14 6W	220-240V	No	2700	9672	≥80	20	Diffused
3	9566	AU BB	16xE14 6W	220-240V	No	2700	12896	≥80	20	Diffused
	9567	AU IV	16xE14 6W	220-240V	No	2700	12896	≥80	20	Diffused

Other versions: table, p. 58; wall/ceiling, p. 320.

# Mongolfier

2016

## Stilnovo

The weightless volumes of the Mongolfier embrace and intercept the light, creating elegant plays of reflection and shadow.

The Warm Tune™ technology allows you to modify the atmosphere – as the light is dimmed, the radiance becomes increasingly warmer and more subdued until reaching a candle-like effect.

• **Body and wire casing in metal. Finishes: black, galvanic pink gold, black galvanic nickel.**

I volumi leggeri di Mongolfier avvolgono e intercettano la luce, creando preziosi giochi di riflessi ed ombre. La tecnologia Warm Tune™ permette di cambiare l'atmosfera: al diminuire dell'intensità, la luce diviene via via sempre più calda e soffusa, fino a raggiungere l'effetto di una candela.

• **Corpo e coprifilo in metallo. Finiture: nero, galvanica oro rosa, galvanica nichel nero.**

Die leichten Volumen von Mongolfier hüllen das aufgefangene Licht ein und kreieren kostbare Schatten- und Lichtreflexspiele. Die Technologie Warm Tune™ erlaubt, die Atmosphäre zu verändern: Beim Mindern der Intensität wird das Licht nach und nach immer wärmer und gedämpfter, bis sie wie eine Kerze wirkt.

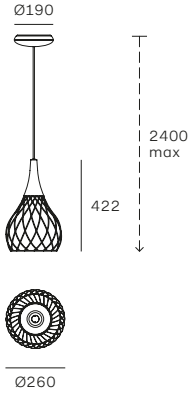
• **Lampenkörper und Kabelabdeckung aus Metall. Ausführungen: schwarz, galvanisch vergoldet in Goldrosa, galvanisch vernickelt in Schwarz.**







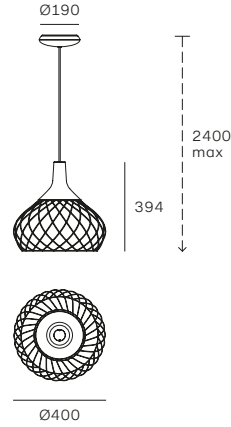
### 1. Mongolfier Ø26



#### Dimming kits

- KIT0080** / CASAMBI  
PH-CUT / 1-3 art / out
- KIT0026**  
PH-CUT / 1-6 art

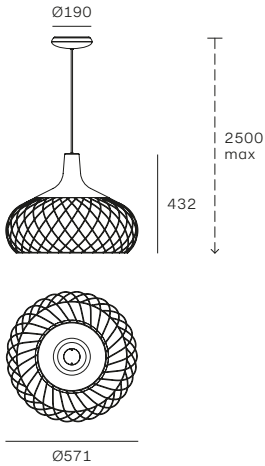
### 2. Mongolfier Ø40



#### Dimming kits

- KIT0080** / CASAMBI  
PH-CUT / 1-3 art / out
- KIT0026**  
PH-CUT / 1-6 art

### 3. Mongolfier Ø57



#### Dimming kits

- KIT0080** / CASAMBI  
PH-CUT / 1 art / out
- KIT0026**  
PH-CUT / 1-6 art

Warm tune



1800K

3000K

MOD	CODE	FINISH	SOURCE	INPUT	DIMMING	CCT	LUMEN	CRI	IP	OPTICS
1	8140	BB	ArrayLED 16W	220-240V	Phase-cut	1800-3000	1012	90	20	Diffused
	8141	RG	ArrayLED 16W	220-240V	Phase-cut	1800-3000	1012	90	20	Diffused
	8142	BC	ArrayLED 16W	220-240V	Phase-cut	1800-3000	1012	90	20	Diffused
2	8144	BB	ArrayLED 16W	220-240V	Phase-cut	1800-3000	1012	90	20	Diffused
	8145	RG	ArrayLED 16W	220-240V	Phase-cut	1800-3000	1012	90	20	Diffused
	8146	BC	ArrayLED 16W	220-240V	Phase-cut	1800-3000	1012	90	20	Diffused
3	8147	BB	ArrayLED 28W	220-240V	Phase-cut	1800-3000	2100	90	20	Diffused
	8148	RG	ArrayLED 28W	220-240V	Phase-cut	1800-3000	2100	90	20	Diffused
	8149	BC	ArrayLED 28W	220-240V	Phase-cut	1800-3000	2100	90	20	Diffused

# Mr Magoo

2010

**Mirco Crosatto**

Mr Magoo is a luminous cloud that adorns and delights with supple and natural lines. The light source is entirely integrated and emits soft and diffused light. Multiple elements allow the creation of an extensive array of scenographies.


• **Polyethylene diffuser, metal wire casing. Finish: white.**

Mr Magoo è una nuvola luminosa che arreda e sorprende per le linee sinuose e naturali. La sorgente è completamente integrata, ed emette una luce morbida e diffusa. Più elementi permettono la creazione di scenografie di ampio respiro.

• **Diffusore in polietilene, coprifilo in metallo. Finitura: bianco.**

Mr Magoo ist eine leuchtende Wolke, die zu einem Einrichtungsgegenstand wird und durch ihre kurvigen, natürlichen Linien überrascht. Die Quelle ist vollständig integriert und strahlt ein weiches Streulicht aus. Mehrere Elemente erlauben die Kreation von facettenreichen Szenen.

• **Diffusor aus Polyethylen, Kabelabdeckung aus Metall. Ausführung: weiß.**

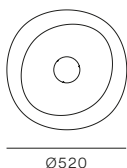
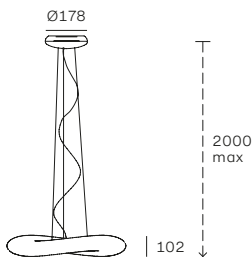








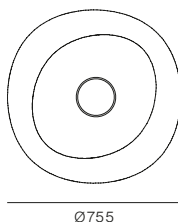
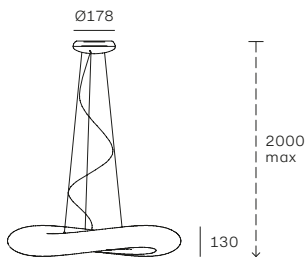
### 1. Mr Magoo Ø52



#### Dimming kits

- KIT0079** / CASAMBI DALI / 1 art / in
- KIT0080** / CASAMBI PH-CUT / 1-2 art / in
- KIT0026** PH-CUT / 1-4 art

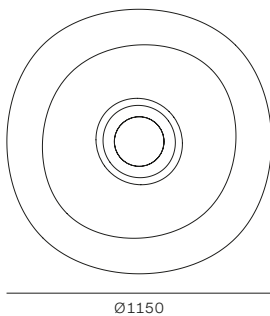
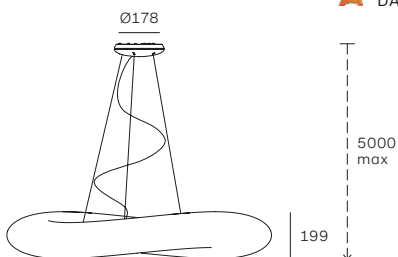
### 2. Mr Magoo Ø75



#### Dimming kits

- KIT0079** / CASAMBI DALI / 1 art / in
- KIT0080** / CASAMBI PH-CUT / 1 art / in
- KIT0026** PH-CUT / 1-3 art

### 3. Mr Magoo Ø115



#### Dimming kits

- KIT0079** / CASAMBI DALI / 1 art / in

MOD	CODE	FINISH	SOURCE (incl.)	INPUT	DIMMING	CCT (K)	LUMEN	CRI	IP	OPTICS
1	7790	WH	1x2GX13 23W	220-240V	No	3000	1900	80	20	Diffused
	8005	WH	TopLED 23W	220-240V	DALI Push	3000	2189	90	20	Diffused
	8135	WH	TopLED 23W	220-240V	Phase-cut	3000	2189	90	20	Diffused
	8005N	WH	TopLED 23W	220-240V	DALI Push	4000	2419	90	20	Diffused
2	6860	WH	1x2GX13 59W	220-240V	No	3000	4200	80	20	Diffused
	8007	WH	TopLED 32W	220-240V	DALI Push	3000	3077	90	20	Diffused
	8137	WH	TopLED 32W	220-240V	Phase-cut	3000	3077	90	20	Diffused
	8007N	WH	TopLED 32W	220-240V	DALI Push	4000	3577	90	20	Diffused
3	7788	WH	TopLED 96W	220-240V	DALI Push	3000	11734	90	20	Diffused
	7788N	WH	TopLED 96W	220-240V	DALI Push	4000	12644	90	20	Diffused

Other versions: floor, p. 116; wall/ceiling, p. 328.

# Opti-line

2016

## Stilnovo

Opti-Line is comprised of thin, micro-engraved sheeting that uses OptiLight™ technology. Completely transparent when switched off, when switched on, it generates diffused and uniform light emitted from the central body in polished or white painted aluminium.

• **PMMA diffuser, aluminium ring, metal wire casing.**


**Finishes: white/transparent, transparent/shiny aluminium.**

Opti-Line è composta da una sottile lastra microincisa che adotta la tecnologia OptiLight™: se da spenta è completamente trasparente, da accesa genera una luce diffusa ed uniforme, proveniente dal corpo centrale in alluminio lucido o verniciato bianco.

• **Diffusore in PMMA, anello in alluminio, coprifilo in metallo. Finiture: bianco/trasparente, alluminio lucido/trasparente.**

Opti-Line ist eine dünne mikrogravierte Platte mit der Technologie OptiLight™: Wenn sie abgeschaltet ist, wird sie vollständig transparent, eingeschaltet erzeugt sie ein diffuses, gleichmäßiges Licht, das aus dem Mittelkörper aus glänzendem oder weiß lackiertem Aluminium strahlt.

• **Diffusor aus PMMA, Ring aus Aluminium, Kabelabdeckung aus Metall. Ausführungen: weiß/transparent, glänzendes Aluminium/transparent.**

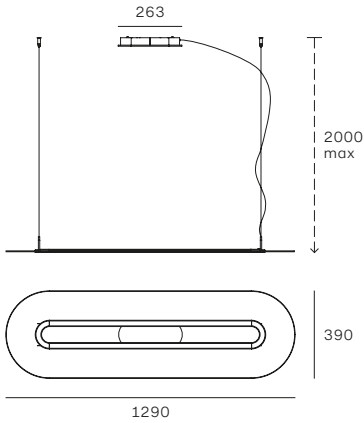











1. Opti-line



Dimming kits

-  **KIT0079** / CASAMBI DALI / 1 art / in
-  **KIT0080** / CASAMBI PH-CUT / 1 art / in
-  **KIT0026** PH-CUT / 1-2 art



MOD	CODE	FINISH	SOURCE	INPUT	DIMMING	CCT (K)	LUMEN	CRI	IP	OPTICS
1	8037	WH TR	TopLED 47W	220-240V	DALI Push	3000	4737	90	20	Diffused
	8038	PA TR	TopLED 47W	220-240V	DALI Push	3000	4737	90	20	Diffused
	8490	WH TR	TopLED 47W	220-240V	Phase-cut	3000	4737	90	20	Diffused
	8491	PA TR	TopLED 47W	220-240V	Phase-cut	3000	4737	90	20	Diffused

# Oxygen

2016

## Pio & Tito Toso

The familiar design of Oxygen stems from the standard lamp shade, proportioned in all of its forms. It houses the OptiLight™ diffuser, which produces soft and uniform illumination, directed downwards and upwards. The Oxygen collection is both vast and versatile thanks to the various dimensions and finishes.

• **Polyurethane lampshade, PMMA diffuser, metal wire casing. Finishes: white/white, black/white, yellow/white, light blue/white.**

Il design familiare di Oxygen è determinato dal paralume archetipo, proporzionato in tutte le sue declinazioni. Al suo interno ospita il diffusore in OptiLight™, che sviluppa una luce morbida e uniforme, sia verso il basso che verso l'alto. Oxygen è una collezione estesa e versatile grazie alle diverse dimensioni e finiture.

• **Paralume in poliuretano, diffusore in PMMA, coprifilo in metallo. Finiture: bianco/bianco, nero/bianco, giallo/bianco, azzurro/bianco.**

Das vertraute Design von Oxygen wird von dem archetypischen Lampenschirm, der in allen seinen Versionen proportioniert ist, bestimmt. Der Diffusor OptiLight™ im Innern der Leuchte entwickelt ein weiches und gleichmäßiges Licht sowohl nach unten als auch nach oben. Oxygen ist eine umfassende und vielseitige Kollektion dank der verschiedenen Größen und Ausführungen.

• **Lampenschirm aus Polyurethan, Diffusor aus Polycarbonat, Kabelabdeckung aus Metall. Ausführungen: weiß/weiß, schwarz/weiß, gelb/weiß, hellblau/weiß.**







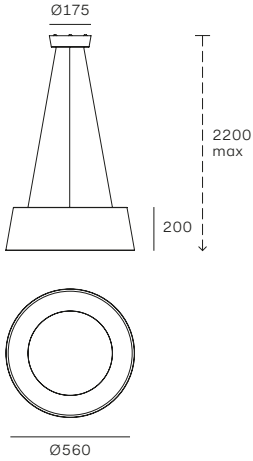









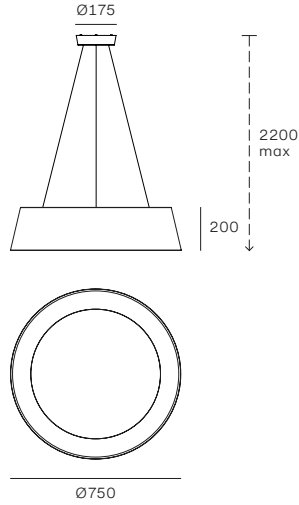
1. Oxygen Ø56




Dimming kits

 **KIT0079** / CASAMBI  
DALI / 1 art / in

2. Oxygen Ø75



Dimming kits

 **KIT0079** / CASAMBI  
DALI / 1 art / in

MOD	CODE	FINISH	SOURCE	INPUT	DIMMING	CCT (K)	LUMEN	CRI	IP	OPTICS
1	8089	WH WH	TopLED 36W	220-240V	DALI Push	3000	3431	90	20	Diffused
	8090	BB WH	TopLED 36W	220-240V	DALI Push	3000	3431	90	20	Diffused
	8091	YY WH	TopLED 36W	220-240V	DALI Push	3000	3431	90	20	Diffused
	8092	AZ WH	TopLED 36W	220-240V	DALI Push	3000	3431	90	20	Diffused
2	8093	WH WH	TopLED 50W	220-240V	DALI Push	3000	4778	90	20	Diffused
	8094	BB WH	TopLED 50W	220-240V	DALI Push	3000	4778	90	20	Diffused
	8095	YY WH	TopLED 50W	220-240V	DALI Push	3000	4778	90	20	Diffused
	8096	AZ WH	TopLED 50W	220-240V	DALI Push	3000	4778	90	20	Diffused

Other versions: floor, p. 120; wall/ceiling, p. 332.

# Quad

2014

**Pio & Tito Toso**

Quad is a collection of pendant lights comprised of an assembly of multiple square modules that emit indirect or dual-emission light that expands softly through the space. The articulated design creates truly evocative atmospheres.

• **Aluminium modules, polycarbonate diffusers, metal wire casing. Finishes: white, black.**

Quad è una collezione di sospensioni composte dalla connessione di più moduli quadrati, che emettono una luce indiretta o a doppia emissione, che si diffonde morbidamente nello spazio. Con il suo design articolato crea suggestive atmosfere.

• **Moduli in alluminio, diffusori in policarbonato, coprifilo in metallo. Finiture: bianco, nero.**

Quad ist eine Kollektion an Hängelampen, die sich aus der Verbindung mehrerer quadratischer Module zusammensetzen, die ein indirektes Licht oder ein Licht mit doppelter Emission, das sich weich in den Raum verteilt, ausstrahlen. Mit seinem artikuliertem Design schafft es suggestive Atmosphären.

• **Module aus Aluminium, Diffusor aus Polycarbonat, Kabelabdeckung aus Metall. Ausführungen: weiß, schwarz.**











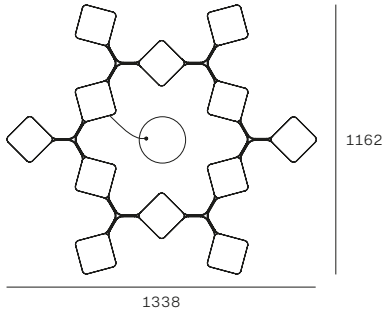
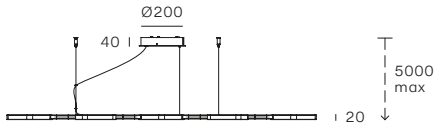


5. Quad 12 modules - monoem.



Dimming kits

**KIT0079** / CASAMBI  
DALI / 1 art / out

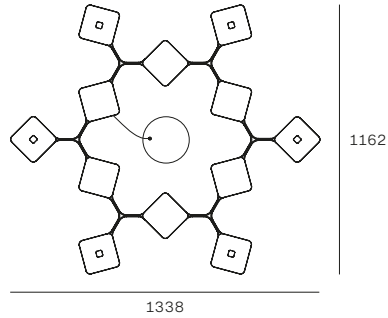
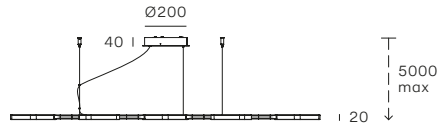


6. Quad 12 modules - biem.



Dimming kits

**KIT0079** / CASAMBI  
DALI / 1 art / out



MOD	CODE	FINISH	SOURCE	INPUT	DIMMING	CCT (K)	LUMEN	CRI	IP	OPTICS
5	8112	WH	TopLED 91W	220-240V	DALI Push	3000	8676	90	20	Diffused
	8113	BB	TopLED 91W	220-240V	DALI Push	3000	8676	90	20	Diffused
6	8524	WH	TopLED 90W	220-240V	DALI Push	3000	8741	90	20	Diffused
	8525	BB	TopLED 90W	220-240V	DALI Push	3000	8741	90	20	Diffused

Other versions: wall/ceiling, p. 338.

# Reflexio

2018

## Mirco Crosatto

Reflexio is a large disc of reflected light in which the exterior light source is entirely invisible.

The light beam is uniformly distributed by the dome-shaped reflector, providing soft, indirect, comfortable illumination.

• **Body and wire casing in metal. Finishes: white/white, black/white, chocolate/white.**

Reflexio è un grande disco di luce riflessa, nel quale la sorgente perimetrale è completamente invisibile.


Il fascio luminoso è distribuito uniformemente dal riflettore a cupola, per un'illuminazione indiretta, morbida e confortevole.

• **Corpo e coprifilo in metallo. Finiture: bianco/bianco, nero/bianco, chocolate/bianco.**

Reflexio ist eine große Scheibe reflektierten Lichts, bei der die Umfangsquelle vollständig unsichtbar ist.

Der Lichtstrahl wird vom Kuppelreflektor gleichmäßig verteilt und sorgt für indirekte, weiche und komfortable Beleuchtung.

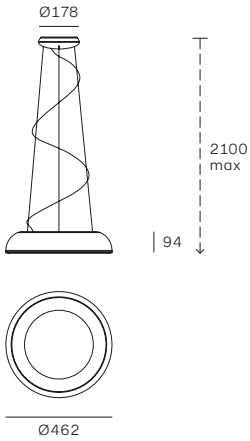
• **Lampenkörper und Kabelabdeckung aus Metall. Ausführungen: weiß/weiß, schwarz/weiß, chocolate/weiß.**









1. Reflexio Ø46

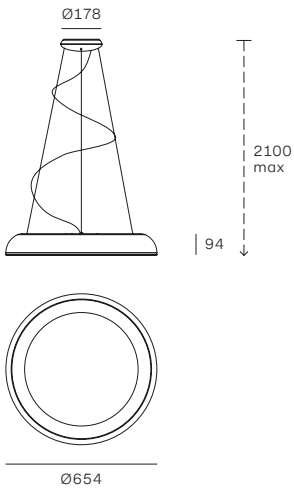


Dimming kits



-  **KIT0080** / CASAMBI  
PH-CUT / 1 art / in
-  **KIT0026**  
PH-CUT / 1-2 art



2. Reflexio Ø65



Dimming kits

-  **KIT0080** / CASAMBI  
PH-CUT / 1 art / in
-  **KIT0026**  
PH-CUT / 1-2 art

MOD	CODE	FINISH	SOURCE	INPUT	DIMMING	CCT (K)	LUMEN	CRI	IP	OPTICS
1	8536	WH WH	TopLED 35W	220-240V	Phase-cut	3000	3430	90	20	Diffused
	8537	BB WH	TopLED 35W	220-240V	Phase-cut	3000	3430	90	20	Diffused
	8538	CB WH	TopLED 35W	220-240V	Phase-cut	3000	3430	90	20	Diffused
2	8539	WH WH	TopLED 48W	220-240V	Phase-cut	3000	4778	90	20	Diffused
	8540	BB WH	TopLED 48W	220-240V	Phase-cut	3000	4778	90	20	Diffused
	8541	CB WH	TopLED 48W	220-240V	Phase-cut	3000	4778	90	20	Diffused

Other versions: wall/ceiling, p. 342.

# Saliscendi

1957

## Achille & Pier Giacomo Castiglioni

Designed in 1957, the next year two unique copies were created for the Milan Chamber of Commerce. Today, the Saliscendi finally emerges as an adjustable dual-emission metal lamp re-engineered with dimmable LED light sources. The luminous body and reflective disc slide silently along the cables, ensuring perfectly modulated lighting. Travelling in the opposite direction, the two elements diffuse more direct or indirect light depending on the distance by which they are separated.


• **Body, parabolic diffuser and wire casing in metal, diffusers in PMMA. Finishes: grey-white/white, ruby red/white, grass green/white.**

Saliscendi è una lampada regolabile a doppia emissione. Il corpo luminoso e il disco riflettente scorrono silenziosamente lungo i cavi, assicurando un'illuminazione perfettamente modulabile. I due elementi, spostandosi in senso inverso, diffondono più luce diretta o indiretta a seconda della distanza che li separa. Progettata nel 1957 e realizzata l'anno successivo in due esemplari unici per la Camera di Commercio di Milano, oggi Saliscendi è reingegnerizzata con sorgenti LED dimmerabili.

• **Corpo, parabola e coprifilo in metallo, diffusori in PMMA. Finiture: grey white/bianco, rosso rubino/bianco, verde prato/bianco.**

Saliscendi ist eine verstellbare Metalllampe mit doppelter Emission. Der Lampenkörper und die reflektierende Scheibe laufen leise und garantieren eine perfekte, modulierbare Beleuchtung. Die beiden Elemente, die sich in entgegengesetzter Richtung bewegen, verbreiten je nach dem Abstand zwischen sich mehr direktes oder mehr indirektes Licht. Saliscendi wurde 1957 entworfen und im darauffolgenden Jahr für die Mailänder Handelskammer in zwei einzigartigen Exemplaren ausgeführt wurde. Heute wird es mit dimmbaren LED-Quellen neu gestaltet.

• **Lampenkörper, Parabolschirm und Kabelabdeckung aus Metall, Diffusor aus PMMA. Ausführungen: grey white/weiß, rubinrot/weiß, grasgrün/weiß.**











SUSPENSION SALISCENDI

STILNOVO 2023/24













# Saturn

2014

## Stilnovo

Saturn is a striking luminous ring. The opaline diffuser, available in two diameters, emits uniform and high-performance ambient lighting. The minimalist geometry makes it ideal in the large spaces of modern architecture.

- **Polyethylene diffuser, metal wire casing. Finish: white.**

Saturn è un imponente anello luminoso.

Il diffusore opalino, disponibile in due diametri, emana una luce ambientale uniforme e altamente performante. La geometria essenziale lo rende ideale nei grandi spazi dell'architettura contemporanea.

- **Diffusore in polietilene, coprifilo in metallo. Finitura: bianco.**

Saturn ist ein imponierender Leuchtring. Der milchige Diffusor, erhältlich in zwei Durchmessern strahlt ein gleichmäßiges und leistungsstarkes Raumlicht aus. Die essentielle Geometrie macht ihn ideal für die großen Räume der zeitgenössischen Architektur.

- **Diffusor aus Polyethylen, Kabelabdeckung aus Metall. Ausführung: weiß.**



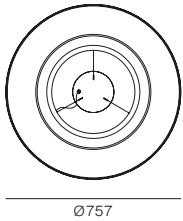
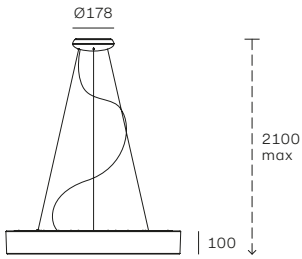


1. Saturn Ø76



Dimming kits

**KIT0079** / CASAMBI  
DALI / 1 art / in

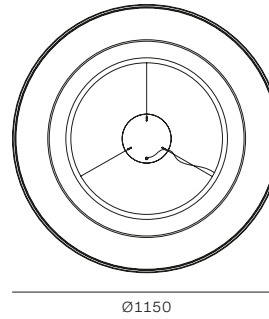
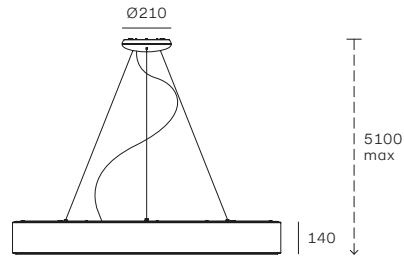


2. Saturn Ø115



Dimming kits

**KIT0079** / CASAMBI  
DALI / 1 art / in



MOD	CODE	FINISH	SOURCE	INPUT	DIMMING	CCT (K)	LUMEN	CRI	IP	OPTICS
1	7652	WH	TopLED 36W	220-240V	DALI Push	3000	3686	90	20	Diffused
	7652N	WH	TopLED 36W	220-240V	DALI Push	4000	4048	90	20	Diffused
2	7650	WH	TopLED 98W	220-240V	DALI Push	3000	13961	90	20	Diffused
	7650N	WH	TopLED 98W	220-240V	DALI Push	4000	14566	90	20	Diffused

Other versions: wall/ceiling, p. 348.

# Sputnik

1957

## Stilnovo

Like fireworks, the Sputnik expands in all directions in an explosion of light. The sixteen-arm structure in precious brass with galvanic gilding is elegantly combined with the ends available in black, ivory or in the lively multicoloured variant.

• **Body, suspension rod and wire casing in brass, metal ends. Finishes: brass with galvanic gilding/black, brass with galvanic gilding/ivory, brass with galvanic gilding/multicolour.**

Sputnik si espande in tutte le direzioni in un'esplosione di luce, come un fuoco d'artificio. La struttura a sedici bracci in prezioso ottone con doratura galvanica si combina con eleganza ai finali disponibili in nero, avorio o nella vivace variante multicolore.

• **Corpo, asta di sospensione e coprifilo in ottone, finali in metallo. Finiture: ottone con doratura galvanica/nero, ottone con doratura galvanica/avorio, ottone con doratura galvanica/multicolor.**


Sputnik breitet sich in einer Lichtexplosion wie ein Feuerwerk in alle Richtungen aus. Die Struktur mit sechzehn Armen aus kostbarem Messing mit galvanischer Goldbeschichtung verbindet sich elegant mit den erhältlichen Endelementen in Schwarz, Elfenbein oder in den lebhaften, bunten Varianten.

• **Lampenkörper, Stange zum Aufhängen und Kabelabdeckung aus Messing, aus Metall. Ausführungen: Messing mit galvanischer Goldbeschichtung/schwarz, Messing mit galvanischer Goldbeschichtung/elfenbein, Messing mit galvanischer Goldbeschichtung/bunt.**











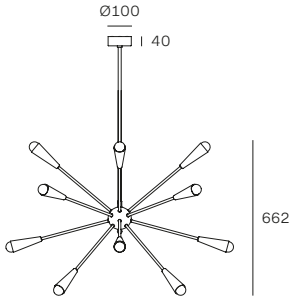


1. Sputnik

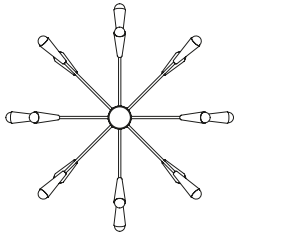
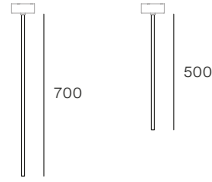


\*2 stems included

**Included bulbs**  
Miniglobo P45  
LED Bulb E14 6W



1116 (with longer stem)\*



982

982

MOD	CODE	FINISH	SOURCE	INPUT	DIMMING	CCT (K)	LUMEN	CRI	IP	OPTICS
1	9590	AU BB	16xE14 6W	220-240V	No	2700	12896	≥80	20	Diffused
	9591	AU IV	16xE14 6W	220-240V	No	2700	12896	≥80	20	Diffused
	9592	AU	16xE14 6W	220-240V	No	2700	12896	≥80	20	Diffused

# Tablet

2014

**Mirco Crosatto**

Tablet is a family of minimalistic lamps with adjustable light. A thin, rectangular frame houses the mobile light sources which, thanks to the almost complete rotation on its own axis, allows the orientation of direct, indirect or combined beams of light.

• **Aluminium body, opaline polycarbonate diffuser, metal wire casing. Finishes: white, black.**

Tablet è una famiglia di lampade minimali a luce direzionabile. In un sottile telaio rettangolare sono incorniciate le sorgenti mobili che, grazie alla rotazione quasi completa sul proprio asse, permettono l'orientamento di fasci luminosi diretti, indiretti o combinati.

• **Corpo in alluminio, diffusore in policarbonato opalino, coprifilo in metallo. Finiture: bianco, nero.**

Tablet ist eine Familie minimalistischer Leuchten mit ausrichtbarem Licht. In einem dünnen rechteckigen Rahmen stecken die beweglichen Lichtquellen, die adank der praktisch kompletten Drehung um die eigene Achse erlauben, die direkten, indirekten oder kombinierten Lichtbündel auszurichten.

• **Lampenkörper aus Aluminium, Diffusor aus milchigem Polycarbonat, Kabelabdeckung aus Metall. Ausführungen: weiß, schwarz.**









# Trepiù

1972

**Gae Aulenti**  
**Livio Castiglioni**

Trepiù is an evocative lamp, with an upper shell bearing a marked vintage flavour in two colours and a dome in chromed or glossy white aluminium. Its perfectly-white interior diffuses uniform lighting.

• **Rear shell in plastic material, aluminium dome, metal wire casing. Finishes: white/black shell, chrome/black shell, white/yellow shell, chrome/yellow shell.**

Trepiù è una lampada suggestiva, con calotta superiore dal marcato sapore vintage in due varianti colore e cupola in alluminio cromato o bianco lucido. Il suo interno, perfettamente bianco, diffonde un'illuminazione uniforme.

• **Calotta posteriore in materiale plastico, cupola in alluminio, coprifilo in metallo. Finiture: bianco/calotta nera, cromo/calotta nera, bianco/calotta gialla, cromo/calotta gialla.**

Trepiù ist eine zauberhafte Leuchte, mit einer oberen Vintage-Kappe in zwei Farbvarianten und Kuppel aus verchromtem Aluminium oder in glänzendem Weiß. Die Innenwände sind perfekt weiß und verbreiten ein einheitliches Licht.

• **Hintere Kappe aus Kunststoff, Kuppel aus Aluminium, Kabelabdeckung aus Metall. Ausführungen: weiß/schwarze Kappe, chrom/schwarze Kappe. weiß/gelbe Kappe, chrom/gelbe Kappe.**





SUSPENSION - TREPIÙ

STILNOVO 2023/24





SUSPENSION TREPIÙ

STILNOVO 2023/24



SUSPENSION **TREPIÙ**


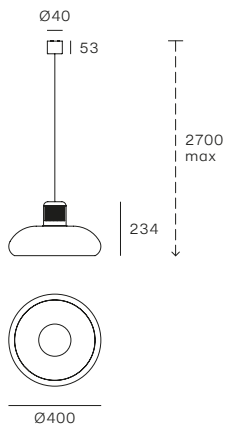
**STILNOVO 2023/24**

1. Trepìu



Dimming kits

**KIT0079** / CASAMBI  
DALI / 1 art / out



MOD	CODE	FINISH	SOURCE	INPUT	DIMMING	CCT (K)	LUMEN	CRI	IP	OPTICS
1	9305	CH BB	TopLED 27W	220-240V	DALI Push	3000	2535	90	20	Diffused
	9306	CH YY	TopLED 27W	220-240V	DALI Push	3000	2535	90	20	Diffused
	9307	WH BB	TopLED 27W	220-240V	DALI Push	3000	2535	90	20	Diffused
	9308	WH YY	TopLED 27W	220-240V	DALI Push	3000	2535	90	20	Diffused

# Triedro

1970

**Joe Colombo**

Triedro is reminiscent of lighting from a photo shoot. Housing a silver-domed LED bulb, the lampshade is comprised of three contoured and bent metal parts in order to reflect the light downward, without creating glare.

• **Metal lampshade and bulb holder. Wire casing in plastic material. Finish: white/black.**

Triedro rievoca le lampade di scena dei set fotografici. Il paralume, contenente una lampadina LED a cupola argentata, è in metallo sagomato e piegato in tre parti, così da riflettere la luce verso il basso, senza abbagliare.

• **Paralume e portalamпада in metallo. Coprifilo in materiale plastico. Finitura: bianco/nero.**


Triedro erinnert an die Szenenleuchten von Fotoshootings. Der Lampenschirm mit einer silbernen kuppelförmigen LED-Lampe ist aus geformtem und in drei Teilen gebogenem Metall, sodass das Licht nach unten reflektiert wird, ohne zu blenden.

• **Lampenschirm und Fassung aus Metall. Kabelabdeckung aus Kunststoff. Ausführungen: weiß/ schwarz.**







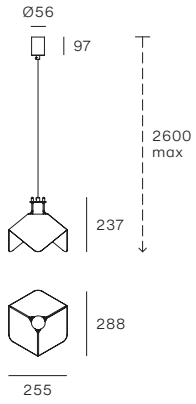




1. Tredro



**Included bulb**  
Classic A Mirror  
LED Bulb E27 7W



MOD	CODE	FINISH	SOURCE	INPUT	DIMMING	CCT (K)	LUMEN	CRI	IP	OPTICS
1	8995	BB WH	1xE27 7W	220-240V	No	2700	650	≥80	20	Diffused

Other versions: floor, p. 138; wall/ceiling, p. 356.

# Xilema

2014

## Edin Dedovic

In the Xilema pendant fixture, the upper joint permits perpendicular orientation to be consistently maintained, even in installations with sloped ceilings. Geometrical perfection and elevated technology unite thanks to the WallWasher optics with soft-touch on/off, for the diffusion of a delicate and subdued light on the walls.

● **Aluminium body, PMMA diffuser. Finishes: white, polished aluminium.**

In Xilema sospensione lo snodo superiore permette di mantenere sempre un orientamento perpendicolare al pavimento, anche in installazioni con soffitti inclinati. Perfezione geometrica e alta tecnologia si incontrano grazie all'ottica WallWasher, ad accensione soft-touch, che diffonde sulle pareti una luce delicata e soffusa.

● **Corpo in alluminio, diffusore in PMMA. Finiture: bianco, alluminio lucido.**

Bei der Hängeleuchte Xilema erlaubt das obere Gelenk der Leuchte immer lotrecht zum Boden zu stehen, auch bei Installationen in schrägen Decken. Geometrische

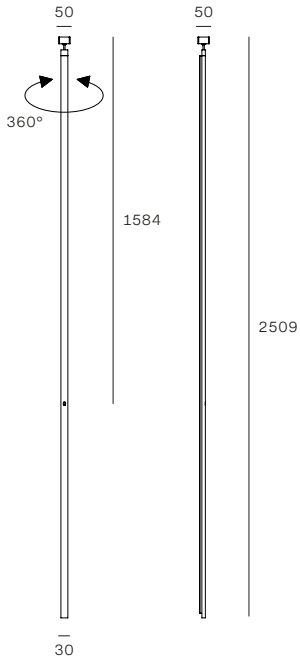
Perfektion und hohe Technologie treffen aufeinander dank der Optik WallWasher, mit Softtouch-Einschaltung, die auf den Wänden ein feines, gedämpftes Licht werfen. ● **Lampenkörper aus Aluminium, Diffusor aus PMMA. Ausführung: weiß, glänzendes Aluminium.**







1. Xilema



MOD	CODE	FINISH	SOURCE	INPUT	DIMMING	CCT (K)	LUMEN	CRI	IP	OPTICS
1	7773	WH	TopLED 25W	220-240V	Touch	3000	2926	90	20	Double asym.
		PA	TopLED 25W	220-240V	Touch	3000	2926	90	20	Double asym.

Other versions: wall/ceiling, p. 360.

# Wall/ceiling

Parete/soffitto  
Wand/Decke

Table  
Tavolo  
Tisch

**14**

Floor  
Terra  
Boden

**92**

Suspension  
Sospensione  
Aufhängung

**144**





Bugia	266
Demí	272
Diphy	276
Dynamic	280
Fante	284
Galassia	288
Goletta	294
Gravitino 541	298
Honey	302
Inbilico	306
Lama	312
Lampiatto	316
Megafono	320
Minibox	324
Mr Magoo	328
Oxygen	332
Quad	338
Reflexio	342
Saturn	348
Tablet	352
Triedro	356
Xilema	360
Xilema system	364
1Night/2Nights	370

# Bugia

1977

**Roberto Beretta**

**Antonio Macchi Cassia**

The shape of these lamps recalls and celebrates the old-fashioned candle holder with handle, commonly called bugia in Italian, the simplified name of the African city Bidgiaya which supplied most of the wax used to make candles! Today this curious anecdote also accompanies our modern-day Bugia: a table or wall lamp in single or double versions, as simple as it is ingenious.

• **Structure in glossy painted metal, satin glass diffuser. Finishes: white, black, red, green, yellow. Black lampholder and cable.**

La forma di queste lampade ricorda i vecchi portacandela con manico, comunemente chiamati in italiano "bugia", nome semplificato della città africana Bidgiaya che forniva la maggior parte della cera usata per fabbricare le candele! Questo aneddoto oggi accompagna anche la "moderna" Bugia: lampada da tavolo oppure da parete a singola o doppia luce, tanto semplice quanto geniale.

• **Struttura in metallo verniciato lucido, diffusore in vetro satinato. Lampadine incluse. Finiture: bianco, nero, rosso, verde, giallo. Portalampada e cavo neri.**

Die Form dieser Leuchte erinnert an die alten Kerzenhalter mit Griff, in Italien allgemein „Bugia“ genannt. Der Name ist eine Vereinfachung von Bidgiaya, der afrikanischen Stadt, aus welcher der größte Teil an Wachs kam, der für die Herstellung von Kerzen verwendet wurde! Diese Anekdote begleitet heute auch die „moderne“ Bugia: Eine einfache und geniale Tischleuchte oder auch Wandleuchte mit einfachem und doppeltem Licht.

• **Gestell aus glänzend lackiertem Metall, Diffusor aus satiniertem Glas. Lampen inbegriffen. Ausführungen: Weiß, Schwarz, Rot, Grün, Gelb. Lampenhalter und Kabel in Schwarz.**












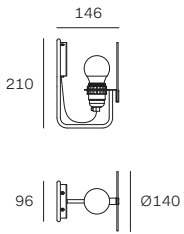




### 1. Bugia single source



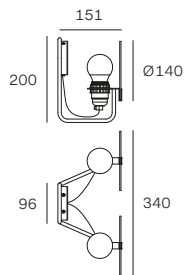
**Included bulb**  
Sfera Full Light  
LED Bulb E27 4,5W



### 2. Bugia 2 sources



**Included bulbs**  
Sfera Full Light  
LED Bulb 2xE27 4,5W



MOD	CODE	FINISH	SOURCE	INPUT	DIMMING	CCT (K)	LUMEN	CRI	IP	OPTICS
1	9686	WH	1xE27 4,5W	220-240V	No	2700	470	80	20	Diffused
	9687	BB	1xE27 4,5W	220-240V	No	2700	470	80	20	Diffused
	9688	GR	1xE27 4,5W	220-240V	No	2700	470	80	20	Diffused
	9689	RI	1xE27 4,5W	220-240V	No	2700	470	80	20	Diffused
	9690	YY	1xE27 4,5W	220-240V	No	2700	470	80	20	Diffused
	2	9692	WH	2xE27 4,5W	220-240V	No	2700	940	80	20
9693		BB	2xE27 4,5W	220-240V	No	2700	940	80	20	Diffused
9694		GR	2xE27 4,5W	220-240V	No	2700	940	80	20	Diffused
9695		RI	2xE27 4,5W	220-240V	No	2700	940	80	20	Diffused
9696		YY	2xE27 4,5W	220-240V	No	2700	940	80	20	Diffused

Other versions: table, p. 16.

# Demí

2019

## Mirco Crosatto

When switched off, Demí is a large, transparent dome. When switched on, the lower edge and the thousands of laser micro-incisions on the surface emit soft and uniform light thanks to the exclusive OptiLight™ technology. The light is generated by an invisible LED bulb inside the ring of the large upper opening that, like in Rome's ancient Pantheon, is the source of light.

• **Heat-blown PMMA diffuser, aluminium mounting. Finish: white/transparent.**

Demí da spenta è un'ampia cupola trasparente. Grazie all'esclusiva tecnologia OptiLight™, quando viene accesa, il bordo inferiore e le migliaia di microincisioni al laser della superficie diffondono un'illuminazione morbida e omogenea. Questa è generata da un'invisibile sorgente LED posta nell'anello del grande foro superiore che, come nell'antico Pantheon, è origine di luce.

• **Diffusore in PMMA termosoffiato, montatura in alluminio. Finiture: bianco/trasparente.**

Demí ist ausgeschaltet eine breite transparente Kuppel. Dank der exklusiven OptiLight™-Technologie streuen der untere Rand und die tausenden Lasermikrogravuren, wenn die Leuchte eingeschaltet wird, ein weiches, gleichmäßiges Licht. Das Licht wird durch eine unsichtbare LED-Leuchtquelle im Ring des großen oberen Lochs, aus dem, wie im alten Pantheon, das Licht kommt, erzeugt.

• **Diffusor aus heißgeblasenem PMMA, aus Metall, Gestell aus Aluminium. Ausführung: weiß/transparent.**

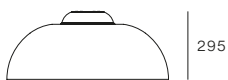




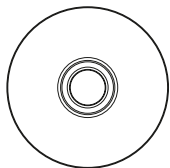
WALL/CEILING **DEMÍ**

**STILNOVO 2023/24**

### 1. Demí Ø70






295

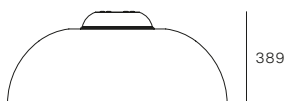


Ø700

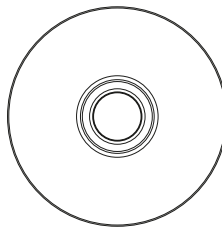
#### Dimming kits

-  **KIT0079** / CASAMBI  
DALI / 1 art / in
-  **KIT0080** / CASAMBI  
PH-CUT / 1 art / in
-  **KIT0026**  
PH-CUT / 1-3 art

### 2. Demí Ø95




389



Ø950

#### Dimming kits

-  **KIT0079** / CASAMBI  
DALI / 1 art / in

MOD	CODE	FINISH	SOURCE	INPUT	DIMMING	CCT (K)	LUMEN	CRI	IP	OPTICS
1	8893	WH TR	TopLED 33W	220-240V	Phase-cut	3000	3748	90	20	Diffused
	8893M	WH TR	TopLED 33W	220-240V	Phase-cut	2700	3485	90	20	Diffused
	8894	WH TR	TopLED 37W	220-240V	DALI Push	3000	4198	90	20	Diffused
	8894M	WH TR	TopLED 37W	220-240V	DALI Push	2700	3904	90	20	Diffused
2	8895	WH TR	TopLED 55W	220-240V	DALI Push	3000	6219	90	20	Diffused
	8895M	WH TR	TopLED 55W	220-240V	DALI Push	2700	5784	90	20	Diffused

Other versions: suspension, p. 158.

# Diphy

2016

## Mirco Crosatto

Diphy is a collection of luminous and transparent petals, combining natural aesthetics with a technological soul. The central source transmits light to the curving edges whilst the micro-incisions of the surfaces create soft and uniform ambient lighting. OptiLight™ technology allows Diphy to disappear from view when switched off, only to magically reappear when switched on.

• **Thermocurved PMMA diffuser, central body and mounting in aluminium. Finish: white/transparent.**

Diphy è una collezione di petali luminosi e trasparenti, che combina l'estetica organica a un'anima tecnologica. La sorgente centrale trasmette la luce ai bordi sinuosi e alle microincisioni delle superfici, creando un'illuminazione d'ambiente morbida e omogenea. La tecnologia OptiLight™ permette a Diphy di scomparire alla vista se spenta, per riapparire magicamente quando accesa.

• **Diffusore in PMMA termocurvato, corpo centrale e montatura in alluminio. Finitura: bianco/trasparente.**

Diphy ist eine Kollektion an transparenten, leuchtenden Blütenblättern, welche die organische Ästhetik mit einer technologischen Seele kombiniert. Die zentrale Lichtquelle sendet das Licht zu den kurvenförmigen Rändern und den Mikrogravuren der Oberfläche und schafft so ein weiches und homogenes Umgebungslicht. Die OptiLight™-Technik erlaubt Diphy aus dem Sichtfeld zu verschwinden, sobald sie abgeschaltet ist, um magischerweiser wieder zu erscheinen, sobald sie eingeschaltet wird.

• **Diffusor aus heißgebogenem PMMA, Mittelkörper und Gestell aus Aluminium. Ausführung: weiß/transparent.**











# Dynamic

2010

## Stilnovo


Dynamic is a collection of lamps in blown Murano glass that emit bright and uniform light, thanks to the topLED light sources housed in the concave diffusers. Three different sizes allow for multiple combinations in wall-mounting, being easy to install thanks to the practical bayonet mount.


• **Duplex blown glass diffuser, polycarbonate mounting. Finish: white/white.**


Dynamic è una collezione di lampade in vetro soffiato di Murano che, grazie alle sorgenti topLED ospitate all'interno dei diffusori dalla forma concava, sprigionano una luce intensa ed omogenea. Tre diverse dimensioni consentono molteplici combinazioni a parete, di facile installazione grazie al pratico attacco a baionetta.

• **Diffusore in vetro soffiato duplex, montatura in polycarbonato. Finitura: bianco/bianco.**

Dynamic ist eine Kollektion von Leuchten aus geblasenem Murano-Glas, die dank den Lichtquellen topLED in den konkaven Diffusoren, ein intensives, homogenes Licht freilassen. Drei verschiedene Größen erlauben eine Vielzahl an Kombinationen an der Wand, leicht zu installieren dank dem praktischen Bajonett-Anschluss. • **Diffusor aus geblasenem Duplex-Glas, Gestell aus Polycarbonat. Ausführung: weiß/weiß.**

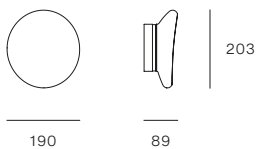




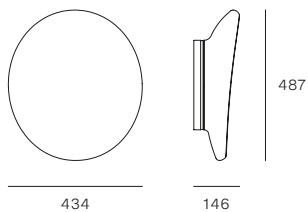




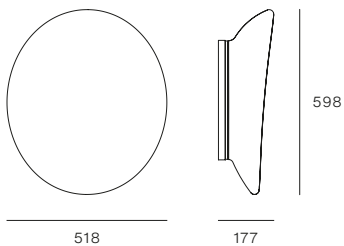
1. Dynamic Ø19



2. Dynamic Ø43



3. Dynamic Ø52



MOD	CODE	FINISH	SOURCE	INPUT	DIMMING	CCT (K)	LUMEN	CRI	IP	OPTICS
1	7785	WH	TopLED 6W	220-240V	No	3000	514	90	44	Diffused
2	7786	WH	TopLED 21W	220-240V	No	3000	2189	90	44	Diffused
3	7787	WH	TopLED 30W	220-240V	No	3000	3077	90	44	Diffused

# Fante

1978

**Jonathan De Pas  
Donato D'Urbino  
Paolo Lomazzi**

Fante's light is easy to direct, thanks to the adjustable reflector on the bulb. The freedom of inclination allows simultaneous control of both the downward illumination and the indirect diffused light for upward radiance. The conical base is soft and pleasing to the touch, perfectly completing the proportioned design.

• **Conical rubber base, aluminium parabolic diffuser.**

**Finishes: brick red/white, black/white.**

La luce di Fante si direziona facilmente, grazie al riflettore orientabile sulla lampadina stessa. La libertà di inclinazione permette di controllare contemporaneamente sia la luce verso il basso che la leggera diffusa indiretta verso l'alto.

La base conica, morbida e piacevole al tatto, completa il suo design perfettamente proporzionato.


• **Base conica in gomma, parabola in alluminio.**

**Finiture: rosso mattone/bianco, nero/bianco.**

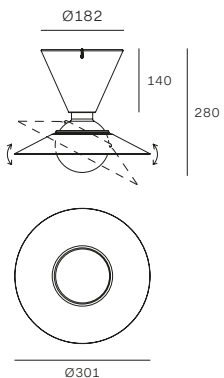
Das Fantelicht lässt sich dank dem schwenkbaren Reflektor am Leuchtmittel leicht ausrichten. Die Kippfreiheit erlaubt, gleichzeitig sowohl das Licht nach unten als auch das sanfte, indirekte Streulicht nach oben zu steuern. Der konische Sockel, weich und angenehm anzufassen, vervollständigt ihr perfekt proportioniertes Design.

• **Konischer Gummiboden, Parabolschirm aus Aluminium. Ausführungen: ziegelrot/weiß, schwarz/weiß.**





1. Fante



**Included bulb**  
Globo 125 Full Light  
LED Bulb E27 11W



MOD	CODE	FINISH	SOURCE	INPUT	DIMMING	CCT (K)	LUMEN	CRI	IP	OPTICS
1	8967	BB WH	1xE27 11W	220-240V	No	2700	1520	≥80	20	Diffused
	8969	RR WH	1xE27 11W	220-240V	No	2700	1520	≥80	20	Diffused

Other versions: table, p. 24.

# Galassia

1959

## Stilnovo

The 1950s charm of the Galassia wall light, available with one bulb or two, orientable to the left or right, remains unchanged thanks to the combination of the brass with galvanic gilding on the structure and the white triplex blown glass sphere. A priceless collection that enriches any space with a sophisticated retro touch.

• **Brass body, triplex glass diffusers. Finishes: brass with galvanic gilding/glossy white glass.**

Galassia parete, disponibile a luce singola e a due luci orientate verso destra o sinistra, mantiene inalterato il fascino anni Cinquanta grazie all'abbinamento fra l'ottone con doratura galvanica della struttura e le sfere in vetro soffiato triplex bianco. Una preziosa collezione che arricchisce lo spazio con un sofisticato tocco retrò.


• **Corpo in ottone, diffusori in vetro triplex. Finiture: ottone con doratura galvanica/vetro bianco lucido.**

Die Wandleuchte Galassia ist mit einem oder zwei nach rechts oder links ausgerichteten Lichtern erhältlich, sie hat dank der Kombination der Struktur aus Messing mit galvanischer Goldbeschichtung mit den weißen Kugeln aus geblasenem Triplex-Glas den Charme der fünfziger Jahre unverändert bewahrt. Eine kostbare Kollektion, die den Raum mit einem anspruchsvollen Retro-Touch bereichert.

• **Lampenkörper aus Messing, Diffusoren aus Triplex-Glas. Ausführungen: Messing mit galvanischer Goldbeschichtung/weiß glänzendes Glas.**







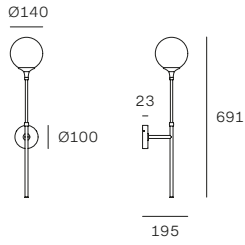


WALL/CEILING **GALASSIA**

**STILNOVO 2023/24**

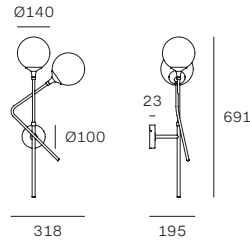
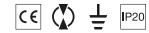


### 1. Galassia single source



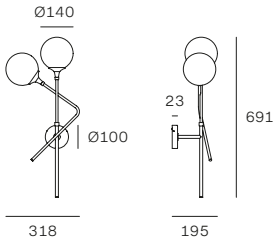
**Included bulbs**  
Miniglobo P45  
LED Bulb E14 6W

### 2. Galassia 2 sources right



**Included bulbs**  
Miniglobo P45  
LED Bulb E14 6W

### 3. Galassia 2 sources left



**Included bulbs**  
Miniglobo P45  
LED Bulb E14 6W

MOD	CODE	FINISH	SOURCE	INPUT	DIMMING	CCT (K)	LUMEN	CRI	IP	OPTICS
1	9559	AU WH	1xE14 6W	220-240V	No	2700	806	≥80	20	Diffused
2	9557	AU WH	2xE14 6W	220-240V	No	2700	1612	≥80	20	Diffused
3	9558	AU WH	2xE14 6W	220-240V	No	2700	1612	≥80	20	Diffused

Other versions: floor, p. 104; suspension, p. 170.



# Goletta

1969

**Studio Nizzoli Associati**

Goletta is one of the first examples of Stilnovi's use of plastics. A 'three-dimensional' wall or ceiling lamp thanks to its flared shape and special interior structure: the reflector with concentric pyramid circles helps to control the emission of light. Externally, the colours confirm Stilnovi's 'pop' style, while the modular kit allows the creation of scenic compositions.

• **ABS or PMMA lamp body, polished aluminium reflector. Finishes: white/white, black/white, red/white, white/aluminium, black/aluminium, red/aluminium.**

Goletta è uno dei primi esempi di utilizzo di materiali plastici da parte di Stilnovi. Una lampada da parete o soffitto "tridimensionale" grazie alla sua forma svasata e alla particolare conformazione interna: il riflettore a cerchi piramidali concentrici aiuta a controllare l'emissione luminosa. Esternamente, i colori confermano lo spirito "pop" di Stilnovi, mentre il kit modulare permette composizioni scenografiche.

• **Corpo lampada in ABS o PMMA, riflettore in alluminio lucidato. Finiture: bianco/bianco, nero/bianco, rosso/bianco, bianco/alluminio, nero/alluminio, rosso/alluminio.**

Goletta ist eine der ersten Leuchten von Stilnovi, die aus Kunststoff hergestellt wurde. Eine „dreidimensionale“ Wand- oder Deckenleuchten, deren Dreidimensionalität durch die ausgeweitete Form und ihre besondere Innengestaltung entsteht: Der Reflektor aus konzentrischen, pyramidenförmigen Ringen hilft die Lichtemission zu kontrollieren. Außen zeigt sie sich in den „poppigen“ Farben von Stilnovi, während das modulare Kit fantastische Kompositionen erlaubt.

• **Lampenkörper aus ABS oder PMMA, Reflektor aus poliertem Aluminium. Ausführungen: Weiß/Weiß, Schwarz/Weiß, Rot/Weiß, Weiß/Aluminium, Schwarz/Aluminium, Rot/Aluminium.**






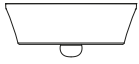




## 1. Goletta



360




112

Ø292

**Included bulb**  
Classic A Mirror  
LED Bulb E27 7W

**Connection kit**  
KIT0111 / 1-4 art.

220/240 V  
input



**Example of modular composition starting from a single lighting point**

Goletta x12  
Classic A Mirror E27 LED Bulbs (included)  
Classic A Retrofit E27 LED Bulbs (not included)  
Connection KIT0111 x3



KIT0111 contains three 5-way connectors, to connect up to four lamps together.  
Il KIT0111 contiene tre connettori a 5 vie, per collegare assieme fino a quattro lampade.  
Das KIT0111 enthält drei 5-Wege-Anschlüsse, um bis zu vier Lampen miteinander verbinden zu können.

MOD	CODE	FINISH	SOURCE	INPUT	DIMMING	CCT (K)	LUMEN	CRI	IP	OPTICS
1	9733	WH WH	1xE27 7W	220-240V	No	2700	650	≥80	20	Diffused
	9734	BB WH	1xE27 7W	220-240V	No	2700	650	≥80	20	Diffused
	9735	RI WH	1xE27 7W	220-240V	No	2700	650	≥80	20	Diffused
	9736	WH AL	1xE27 7W	220-240V	No	2700	650	≥80	20	Diffused
	9737	BB AL	1xE27 7W	220-240V	No	2700	650	≥80	20	Diffused
	9738	RI AL	1xE27 7W	220-240V	No	2700	650	≥80	20	Diffused



# Gravitino 541

1969

**Antonio Macchi Cassia**

In Gravitino 541, a magnet connects the upper sphere, which houses the LED source, to the lower sphere, the base. The magnetic attachment allows total freedom of movement of the light source, which can slide in any direction and rotate 360 degrees. The light source is recessed for improved visual comfort.

• **Sphere and base in glossy painted metal. Finishes: white, black, grey.**

In Gravitino 541, un magnete collega la sfera superiore, che ospita la sorgente LED, alla sfera inferiore, la base. Il fissaggio magnetico consente la totale libertà di movimento della sorgente luminosa, che può scorrere in qualsiasi direzione e ruotare di 360 gradi. La sorgente luminosa è arretrata per un miglior comfort visivo.

• **Sfera e base in metallo verniciato lucido. Finiture: bianco, nero, grigio.**

In der Leuchte Gravitino 541 verbindet ein Magnet die obere Kugel mit der LED-Quelle die untere Kugel, den Fuß. Die Magnetverbindung erlaubt die totale Bewegungsfreiheit der Leuchtquelle, die in jede Richtung bewegt und um 360° gedreht werden kann. Die Leuchtquelle ist für einen besseren Sehkomfort zurückversetzt.

• **Kugel und Fuß aus glänzend lackiertem Metall. Ausführungen: Weiß, Schwarz, Grau.**





# WAITING AREA



WALL/CEILING **GRAVITINO 541**

**STILNOVO 2023/24**





# Honey

2019

## Pio & Tito Toso

The wall-mounted Honey plays on repetition, creating two linear configurations with three or nine modules. The warm light is diffused both directly and indirectly and, curtained by wavy opaline diffusers, creates fascinating nuances.

• **Polycarbonate modules, metal mounting. Finish: glossy white.**

Honey a parete gioca sulla ripetizione, creando due configurazioni lineari a tre o nove moduli. La luce calda è diffusa sia in modo diretto che indiretto e, schermata da diffusori opalini ondulati, dà vita ad affascinanti sfumature.

• **Moduli in policarbonato, montatura in metallo. Finitura: bianco lucido.**

Die Wandleuchte Honey setzt auf die Wiederholung, indem sie zwei gradlinige Konfigurationen mit drei bis neun Modulen kreiert. Das warme Licht verbreitet sich sowohl direkt als auch indirekt und, abgeschirmt von wellenförmigen Milchglasscheiben, weckt sie ein Spiel an verzaubernden Nuancierungen.

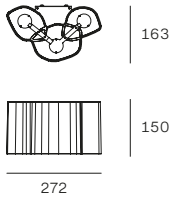
• **Module aus Polycarbonat, Kabelabdeckung aus Metall. Ausführung: glänzend weiß.**









1. Honey L27



2. Honey L72



Dimming kits

 **KIT0080** / CASAMBI  
PH-CUT / 1-2 art / out

 **KIT0026**  
PH-CUT / 1-5 art

MOD	CODE	FINISH	SOURCE (incl.)	INPUT	DIMMING	CCT (K)	LUMEN	CRI	IP	OPTICS
1	8688	WH	TopLED 6W	220-240V	No	2700	563	90	20	Diffused
2	8690	WH	TopLED 20W	220-240V	Phase-cut	2700	2076	90	20	Diffused

Other versions: suspension, p. 178.

# Inbilico

2023

## Brian Sironi

A wall lamp whose reflected light is the result of the meeting of two volumes: Inbilico creates a sort of unstable equilibrium, accentuated by the inclination of the lamp itself against the wall. It can be installed in two opposite positions 180° apart, turning the light upwards or downwards as desired, with the housing for the light source always parallel to the floor.


• **Finishes: white-white, white-black, white-brushed gold, white-brushed smoke grey.**

Una lampada da parete a luce "riflessa" che nasce dall'incontro tra due volumi: Inbilico crea una sorta di equilibrio instabile, accentuato dall'inclinazione della lampada stessa rispetto alla parete. Può essere installata in posizioni opposte di 180° volgendo a piacere la luce verso l'alto o verso il basso, mantenendo il volume dove è alloggiata la sorgente sempre parallelo al pavimento.

• **Finiture: bianco-bianco, bianco-nero, bianco-oro spazzolato, bianco-grigiò fumé spazzolato.**

Eine Wandleuchte mit „reflektiertem“ Licht, das aus der Begegnung zwischen zwei Körpern entsteht: Inbilico schafft eine Art instabiles Gleichgewicht, das durch die Neigung der Leuchte zur Wand akzentuiert wird. Sie kann in 180° entgegengesetzte Positionen installiert werden, und das Licht kann nach Belieben nach oben oder nach unten ausgerichtet werden, während der Körper, in dem die Quelle sitzt, immer parallel zum Boden gehalten wird.

• **Ausführungen: Weiß-Weiß, Weiß-gebürstetes Gold, Weiß-gebürstetes Grau Fumé.**











WALL/CEILING **INBILICO**



**STILNOVO 2023/24**

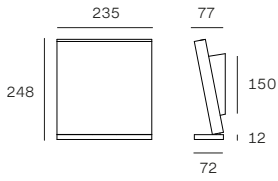


1. Inbilico



Dimming kits

-  **KIT0080** / CASAMBI  
PH-CUT / 1 art / in
-  **KIT0026**  
PH-CUT / 1-3 art



MOD	CODE	FINISH	SOURCE	INPUT	DIMMING	CCT (K)	LUMEN	CRI	IP	OPTICS
1	9780	WH WH	TopLED 28W	220-240V	Phase-cut	3000	3735	90	20	Diffused
	9780M	WH WH	TopLED 28W	220-240V	Phase-cut	2700	3490	90	20	Diffused
	9781	HG WH	TopLED 28W	220-240V	Phase-cut	3000	3735	90	20	Diffused
	9781M	HG WH	TopLED 28W	220-240V	Phase-cut	2700	3490	90	20	Diffused
	9782	GG WH	TopLED 28W	220-240V	Phase-cut	3000	3735	90	20	Diffused
	9782M	GG WH	TopLED 28W	220-240V	Phase-cut	2700	3490	90	20	Diffused
	9783	BB WH	TopLED 28W	220-240V	Phase-cut	3000	3735	90	20	Diffused
	9783M	BB WH	TopLED 28W	220-240V	Phase-cut	2700	3490	90	20	Diffused

# Lama

2011

## Mirco Crosatto

The Lama collection has a minimalist design. The opaline diffusers are built into the aluminium frame to directly unleash the topLED light, ideal for any modern space.

• **Aluminium body, polycarbonate diffuser. Finishes: white, black.**

Lama è una collezione dal design minimale. Nel telaio in alluminio si integrano i diffusori opalini, dai quali si sprigiona una luce topLED ad emissione diretta ideale in ogni spazio contemporaneo.

• **Corpo in alluminio, diffusore in policarbonato. Finiture: bianco, nero.**

Lama ist eine Kollektion von minimalistischem Design. Die milchigen Diffusoren, von denen ein Licht topLED mit direkter Emission, ideal für jeden zeitgenössischen Raum, verströmt wird, integrieren sich harmonisch in den Aluminiumrahmen.

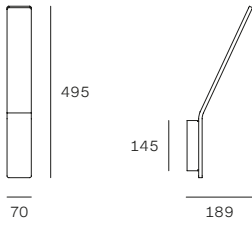
• **Lampenkörper aus Aluminium, Diffusor aus Polycarbonat. Ausführungen: weiß, schwarz.**







1. Lama wall



MOD	CODE	FINISH	SOURCE	INPUT	DIMMING	CCT (K)	LUMEN	CRI	IP	OPTICS
1	7104	WH	TopLED 21W	220-240V	No	3000	2505	90	40	Diffused
	7137	BB	TopLED 21W	220-240V	No	3000	2505	90	40	Diffused

Other versions: table, p. 50.

# Lampiatta

1971

**Jonathan De Pas  
Donato D'Urbino  
Paolo Lomazzi**

Lampiatta can be easily repositioned without the use of joints or mechanisms. Indeed, the lampshade is designed to be inserted as desired in one of the four slots of the base, allowing the light to be inclined and directed as desired.

• **Parabolic diffuser in aluminium, body in plastic material, removable base in steel. Finishes: white/white, black/white, red/white.**

Lampiatta è facilmente riposizionabile senza l'uso di snodi o meccanismi: il paralume è pensato per potersi inserire a piacere in una delle quattro fessure del basamento, consentendo l'inclinazione e l'orientamento della luce.

• **Parabola in alluminio, corpo in materiale plastico, base removibile in acciaio. Finiture: bianco/bianco, nero/bianco, rosso/bianco.**

Lampiatta kann leicht ohne Gelenke oder mechanische Elemente zurückgestellt werden: Der Schirm ist so entworfen worden, dass er sich nach Belieben in eine der vier Öffnungen am Sockel einführen lässt, um das Licht kippen und ausrichten zu können.

• **Parabolschirm aus Aluminium, Lampenkörper aus Kunststoff, abnehmbarer Sockel aus Aluminium. Ausführungen: weiß/weiß, schwarz/weiß, rot/weiß.**





CHINOTTO

GASSOSA

SPUMA

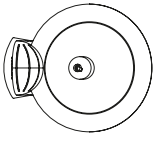
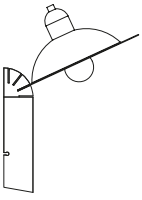




1. Lampiatta table/wall

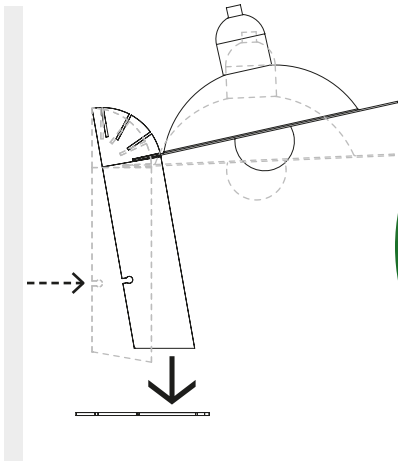


**Included bulb**  
Classic A Mirror  
LED Bulb E27 7W



Ø282

327



By fixing the steel base (included) to the body, Lampiatta becomes a table lamp.  
Fissando la base d'acciaio (inclusa) al corpo, Lampiatta si trasforma in una lampada da tavolo.  
Durch die Befestigung des Stahlsockels (im Lieferumfang enthalten) am Gehäuse verwandelt sich Lampiatta in eine Tischleuchte.

MOD	CODE	FINISH	SOURCE	INPUT	DIMMING	CCT (K)	LUMEN	CRI	IP	OPTICS
1	8971	WH   WH	1xE27 7W	220-240V	No	2700	650	≥80	20	Diffused
	8972	BB   WH	1xE27 7W	220-240V	No	2700	650	≥80	20	Diffused
	8973	RR   WH	1xE27 7W	220-240V	No	2700	650	≥80	20	Diffused

On table: p. 54. Other versions: suspension, p. 186.

# Megafono

1958

## Stilnovo

Megafono is an iconic 1950s lamp with both direct and indirect light. In the single- or double-arm wall lamp version, a prized brass structure bearing galvanic gilding combines with conical lampshades in ivory or glossy black finish, illuminating the environment with elegance.

• **Brass body, metal lampshades. Finishes: brass with galvanic gilding, black or ivory lampshades.**

Megafono è una lampada icona degli anni Cinquanta a luce diretta e indiretta. In versione applique a singolo o doppio braccio, abbina alla preziosa struttura in ottone con doratura galvanica i paralumi conici in finitura avorio o nero lucido, illuminando l'ambiente con eleganza.

• **Corpo in ottone, paralumi in metallo. Finiture: ottone con doratura galvanica, paralumi nero oppure avorio.**

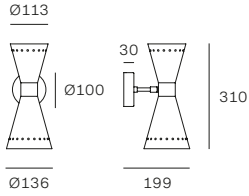
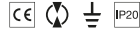
Megafono ist eine ikonische Leuchte der Fünfziger Jahre mit direktem und indirektem Licht. In ihrer Version als Wandleuchte mit einem oder zwei Armen kombiniert sie die kostbar ausgeführte Struktur aus Messing mit galvanischer Goldbeschichtung mit den konischen Lampenschirmen in Elfenbein oder glänzendem Schwarz und beleuchtet so den Raum mit Eleganz.

• **Leuchtkörper aus Messing, Lampenschirm aus Metall. Ausführungen: Messing mit galvanischer Goldbeschichtung, Lampenschirme schwarz oder in Elfenbein.**





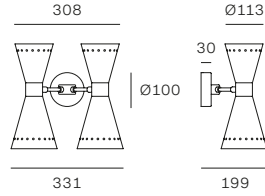
### 1. Megafono 1x2 sources



#### Included bulbs

Miniglobo P45  
LED Bulb E14 6W

### 2. Megafono 2x2 sources



#### Included bulbs

Miniglobo P45  
LED Bulb E14 6W

MOD	CODE	FINISH	SOURCE	INPUT	DIMMING	CCT (K)	LUMEN	CRI	IP	OPTICS
1	9570	AU BB	2xE14 6W	220-240V	No	2700	1612	≥80	20	Diffused
	9571	AU IV	2xE14 6W	220-240V	No	2700	1612	≥80	20	Diffused
2	9572	AU BB	4xE14 6W	220-240V	No	2700	3224	≥80	20	Diffused
	9573	AU IV	4xE14 6W	220-240V	No	2700	3224	≥80	20	Diffused

Other versions: table, p. 58; suspension, p. 194.

# Minibox

1981

**Gae Aulenti**  
**Piero Castiglioni**

The wall-mounted Minibox consists of a metal body and an irreverent luminous eye. The magnetic attachment of the head allows the light to be directed, rendering it suitable for any position.

• **Metal body and directable head with magnetic coupling. Finishes: white, black, coffee, green, red.**

Minibox parete è composta da un corpo in metallo e un irriverente occhio luminoso.

L'aggancio magnetico della testa permette di orientare la luce, rendendola adatta ad ogni luogo.

• **Corpo e testa orientabile in metallo con aggancio magnetico. Finiture: bianco, nero, caffè, verde, rosso.**

Die Wandleuchte Minibox besteht aus einem Metallkörper und einem frech leuchtenden Auge. Der Magnet am Kopf erlaubt das Licht so auszurichten, dass es für jeden Ort geeignet ist.

• **Lampenkörper und Kopf ausrichtbar aus Metall mit Magnet. Ausführungen: weiß, schwarz, caffè, grün, rot.**







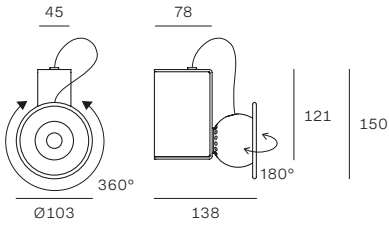


1. Minibox



Dimming kits

- KIT0080** / CASAMBI  
PH-CUT / 1-4 art / out
- KIT0026**  
PH-CUT / 1-10 art



Magnetic head-body connection



MOD	CODE	FINISH	SOURCE	INPUT	DIMMING	CCT (K)	LUMEN	CRI	IP	OPTICS
1	9275	WH	PowerLED 10W	220-240V	Phase-cut	3000	640	90	20	Flood
	9276	BB	PowerLED 10W	220-240V	Phase-cut	3000	640	90	20	Flood
	9277	CF	PowerLED 10W	220-240V	Phase-cut	3000	640	90	20	Flood
	9278	GR	PowerLED 10W	220-240V	Phase-cut	3000	640	90	20	Flood
	9279	RR	PowerLED 10W	220-240V	Phase-cut	3000	640	90	20	Flood

Other versions: table, p. 66.

# Mr Magoo

2010

## Mirco Crosatto

Mr Magoo is a luminous cloud that adorns and delights with supple and natural lines. The light source is entirely integrated and emits soft and diffused light. Multiple elements allow the creation of an extensive array of scenographies.

• **Polyethylene diffuser, metal mounting. Finish: white.**

Mr Magoo è una nuvola luminosa che arreda e sorprende per le linee sinuose e naturali. La sorgente è completamente integrata, ed emette una luce morbida e diffusa. Più elementi permettono la creazione di scenografie di ampio respiro.

• **Diffusore in polietilene, montatura in metallo. Finitura: bianco.**

Mr Magoo ist eine leuchtende Wolke, die zum Einrichtungsgegenstand wird und durch ihre kurvigen, natürlichen Linien überrascht. Die Quelle ist vollständig integriert und strahlt ein weiches Streulicht aus. Mehrere Elemente erlauben die Kreation von facettenreichen Szenen.

• **Diffusor aus Polycarbonat, Gestell aus Metall. Ausführung: weiß.**













# Oxygen

2016

## Pio & Tito Toso

Oxygen adapts to any setting, both in the small and larger varieties. It houses an OptiLight™ diffuser, which generates delicate and uniform illumination, directed downwards and upwards. The Oxygen collection is both vast and versatile thanks to the various dimensions and finishes available.

• **Polyurethane lampshade, PMMA diffuser, metal mounting. Finishes: white/white, black/white, yellow/white, light blue/white.**

Oxygen si adatta in ogni contesto, sia nella versione piccola che in quella più generosa. Al suo interno ospita il diffusore in OptiLight™, che sviluppa una luce delicata e uniforme, sia verso il basso che verso l'alto. Oxygen è un'ampia e versatile collezione grazie alle diverse dimensioni e finiture a disposizione.

• **Paralume in poliuretano, diffusore in PMMA, montaggio in metallo. Finiture: bianco/bianco, nero/bianco, giallo/bianco, azzurro/bianco.**

Oxygen passt sich jedem Kontext an, sowohl in der kleinen als auch in der großzügigeren Version. Der Diffusor OptiLight™ in ihrem Innern entwickelt ein weiches und gleichmäßiges Licht sowohl nach unten als auch nach oben. Oxygen ist eine breite und vielseitige Kollektion dank der vielen erhältlichen verschiedenen Größen und Ausführungen.

• **Lampenschirm aus Polyurethan, Diffusor aus Polycarbonat, Gestell aus Metall. Ausführungen: weiß/weiß, schwarz/weiß, gelb/weiß, hellblau/weiß.**









WALL/CEILING **OXYGEN**

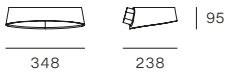
**STILNOVO 2023/24**










### 1. Oxygen wall small




#### Dimming kits

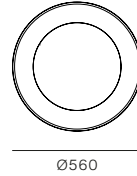
-  **KIT0079** / CASAMBI  
DALI / 1 art / out
-  **KIT0080** / CASAMBI  
PH-CUT / 1-2 art / out
-  **KIT0026**  
PH-CUT / 1-5 art

### 2. Oxygen ceiling Ø56

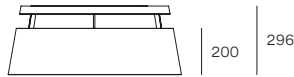


#### Dimming kits


-  **KIT0079** / CASAMBI  
DALI / 1 art / in

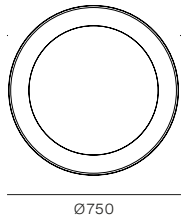


### 3. Oxygen ceiling Ø75



#### Dimming kits

-  **KIT0079** / CASAMBI  
DALI / 1 art / in



MOD	CODE	FINISH	SOURCE	INPUT	DIMMING	CCT (K)	LUMEN	CRI	IP	OPTICS
1	8185	WH WH	TopLED 17W	220-240V	DALI	3000	1674	90	40	Diffused
	8186	BB WH	TopLED 17W	220-240V	DALI	3000	1674	90	40	Diffused
	8187	YY WH	TopLED 17W	220-240V	DALI	3000	1674	90	40	Diffused
	8188	AZ WH	TopLED 17W	220-240V	DALI	3000	1674	90	40	Diffused
	8495	WH WH	TopLED 17W	220-240V	Phase-cut	3000	1674	90	40	Diffused
	8496	BB WH	TopLED 17W	220-240V	Phase-cut	3000	1674	90	40	Diffused
	8497	YY WH	TopLED 17W	220-240V	Phase-cut	3000	1674	90	40	Diffused
	8498	AZ WH	TopLED 17W	220-240V	Phase-cut	3000	1674	90	40	Diffused
2	8081	WH WH	TopLED 36W	220-240V	DALI Push	3000	3431	90	20	Diffused
	8082	BB WH	TopLED 36W	220-240V	DALI Push	3000	3431	90	20	Diffused
	8083	YY WH	TopLED 36W	220-240V	DALI Push	3000	3431	90	20	Diffused
	8084	AZ WH	TopLED 36W	220-240V	DALI Push	3000	3431	90	20	Diffused
3	8085	WH WH	TopLED 50W	220-240V	DALI Push	3000	4778	90	20	Diffused
	8086	BB WH	TopLED 50W	220-240V	DALI Push	3000	4778	90	20	Diffused
	8087	YY WH	TopLED 50W	220-240V	DALI Push	3000	4778	90	20	Diffused
	8088	AZ WH	TopLED 50W	220-240V	DALI Push	3000	4778	90	20	Diffused

Other versions: floor, p. 120; suspension, p. 212.

# Quad

2014

## Pio & Tito Toso

The wall version of Quad is comprised of two bodies. With a square base, the light form is structured through the coupled corners. The resulting body, in cast aluminium, houses a light source with indirect emission. The Quad gives its best in succession or in grouped arrangements for suggestive atmospheres of diffused light.

• **Aluminium module, polycarbonate diffuser, metal mounting. Finishes: white, black.**

La versione parete di Quad è composta da due volumi a base quadrata che si fondono in una struttura composta dagli spigoli raccordati. La scocca che ne deriva, in alluminio pressofuso, ospita una sorgente a emissione indiretta. Quad si esprime al meglio in successione o in composizioni aggregate, per suggestive atmosfere di luce diffusa.

• **Modulo in alluminio, diffusore in policarbonato, montatura in metallo. Finiture: bianco, nero.**

Die Wandleuchte Quad ist aus zwei Volumen mit quadratischem Sockel zusammengesetzt, die in einer Konstruktion aus miteinander verbundenen Ecken verschmelzen. In dem Körper aus Gussaluminium, der daraus entsteht, steckt eine indirekt ausstrahlende Lichtquelle. Quad drückt sich in dem Aufeinanderfolgen oder in zusammengefassten Kompositionen für suggestive Atmosphären mit diffusem Licht am besten aus.

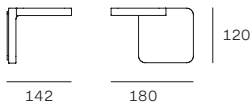
• **Modul aus Aluminium, Diffusor aus Polycarbonat, Gestell aus Metall. Ausführungen: weiß, schwarz.**









1. Quad



**Dimming kits**

-  **KIT0080** / CASAMBI  
PH-CUT / 1-2 art / out
-  **KIT0026**  
PH-CUT / 1-5 art



MOD	CODE	FINISH	SOURCE (incl.)	INPUT	DIMMING	CCT (K)	LUMEN	CRI	IP	OPTICS
1	7750	WH	TopLED 19W	220-240V	Phase-cut	3000	1530	90	40	Diffused
	7753	BB	TopLED 19W	220-240V	Phase-cut	3000	1530	90	40	Diffused

Other versions: suspension, p. 218.

# Reflexio

2018

**Mirco Crosatto**

Reflexio is a large disc of reflected light in which the exterior light source is entirely invisible. The light beam is uniformly distributed by the dome-shaped reflector, providing soft, indirect and comfortable illumination.


• **Metal body. Finishes: white/white, black/white, chocolate/white.**

Reflexio è un grande disco di luce riflessa, nel quale la sorgente perimetrale è completamente invisibile. Il fascio luminoso è distribuito uniformemente dal riflettore a cupola, per un'illuminazione indiretta, morbida e confortevole.

• **Corpo in metallo. Finiture: bianco/bianco, nero/bianco, chocolate/bianco.**

Reflexio ist ein große Scheibe reflektiertes Licht, in dem die umlaufende Lichtquelle vollständig unsichtbar ist. Das Lichtbündel wird gleichmäßig vom kuppelförmigen Reflektor verteilt, für eine indirekte, weiche und angenehme Beleuchtung.

• **Lampenkörper aus Metall. Ausführungen: weiß/weiß, schwarz/weiß, chocolate/weiß.**











WALL/CEILING **REFLEXIO**

**STILNOVO 2023/24**

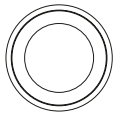




1. Reflexio Ø46



96




Ø462

Dimming kits

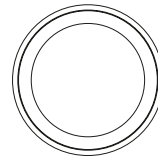
**KIT0080** / CASAMBI  
PH-CUT / 1 art / in

**KIT0026**  
PH-CUT / 1-3 art

2. Reflexio Ø65



96



Ø654

Dimming kits

**KIT0080** / CASAMBI  
PH-CUT / 1 art / in

**KIT0026**  
PH-CUT / 1-2 art

MOD	CODE	FINISH	SOURCE	INPUT	DIMMING	CCT (K)	LUMEN	CRI	IP	OPTICS
1	8530	WH WH	TopLED 35W	220-240V	Phase-cut	3000	3430	90	40	Diffused
	8531	BB WH	TopLED 35W	220-240V	Phase-cut	3000	3430	90	40	Diffused
	8534	CB WH	TopLED 35W	220-240V	Phase-cut	3000	3430	90	40	Diffused
2	8532	WH WH	TopLED 48W	220-240V	Phase-cut	3000	4778	90	40	Diffused
	8533	BB WH	TopLED 48W	220-240V	Phase-cut	3000	4778	90	40	Diffused
	8535	CB WH	TopLED 48W	220-240V	Phase-cut	3000	4778	90	40	Diffused

Other versions: suspension, p. 224.

# Saturn

2014

## Stilnovo

The ceiling-mounted Saturn is a striking luminous ring. The opaline diffuser, available in two diameters, emits uniform and high-performance ambient lighting that makes it ideal for the large spaces of modern architecture. The wall-mounted version, thanks to its “sharp-turning” geometry, is the solution for single compositions or dynamic series.

• **Polyethylene diffuser, metal mounting. Finish: white.**

Saturn da soffitto è un imponente anello luminoso. Il diffusore opalino, disponibile in due diametri, emana una luce ambientale uniforme e altamente performante che lo rende ideale per i grandi spazi dell'architettura contemporanea. La versione a parete, grazie alla sua geometria “a tornante”, è la soluzione per composizioni singole o in serie dinamiche.

• **Diffusore in polietilene, montatura in metallo. Finitura: bianco.**

Die Deckenleuchte Saturn ist ein imponierender Leuchtring. Der milchige Diffusor, erhältlich in zwei Durchmessern, strahlt ein gleichmäßiges und leistungsstarkes Raumlicht aus, der ihn ideal für die großen Räume der zeitgenössischen Architektur macht. In der Wandleuchtenversion ist Saturn dank seiner „Serpentinen“-Geometrie die Lösung für Einzelkompositionen oder in dynamischer Reihe.

• **Diffusor aus Polycarbonat, Gestell aus Metall. Ausführung: weiß.**








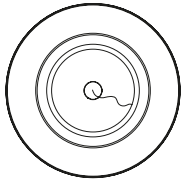
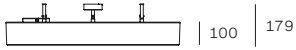


1. Saturn ceiling Ø76



Dimming kits

 **KIT0079** / CASAMBI  
DALI / 1 art / out




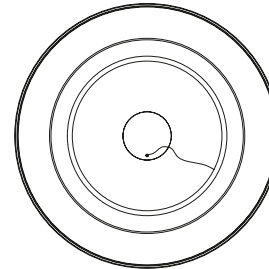

Ø757

2. Saturn ceiling Ø115



Dimming kits

 **KIT0079** / CASAMBI  
DALI / 1 art / out



Ø1150

MOD	CODE	FINISH	SOURCE	INPUT	DIMMING	CCT (K)	LUMEN	CRI	IP	OPTICS
1	7653	WH	TopLED 33W	220-240V	DALI Push	3000	3686	90	40	Diffused
	7653N	WH	TopLED 33W	220-240V	DALI Push	4000	4048	90	40	Diffused
2	7651	WH	TopLED 98W	220-240V	DALI Push	3000	13961	90	40	Diffused
	7651N	WH	TopLED 98W	220-240V	DALI Push	4000	14566	90	40	Diffused

Other versions: suspension, p. 236.

# Tablet

2014

**Mirco Crosatto**

Tablet is a family of minimalistic lamps with adjustable light. A thin, rectangular frame houses the mobile light sources which, thanks to the almost complete rotation on its own axis, allows the orientation of direct, indirect or combined beams of light.

• **Aluminium body, opaline polycarbonate diffuser.**  
**Finishes: white, black.**

Tablet è una famiglia di lampade minimali a luce direzionabile. In un sottile telaio rettangolare sono incorniciate le sorgenti mobili che, grazie alla rotazione quasi completa sul proprio asse, permettono l'orientamento di fasci luminosi diretti, indiretti o combinati.

• **Corpo in alluminio, diffusore in policarbonato opalino. Finiture: bianco, nero.**

Tablet ist eine Familie minimalistischer Leuchten mit ausrichtbarem Licht. In einem dünnen rechteckigen Rahmen stecken die beweglichen Lichtquellen, die dank der praktisch kompletten Drehung um die eigene Achse erlauben, die direkten, indirekten oder kombinierten Lichtbündel auszurichten.

• **Lampenkörper aus Aluminium, Diffusor aus milchigem Polycarbonat. Ausführungen: weiß, schwarz.**







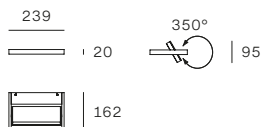


### 1. Tablet wall single L24

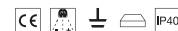


Cover for instl. hole:

**KIT81** for 7601  
**KIT0042** for 7609

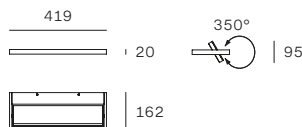


### 2. Tablet wall single L42

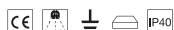


Cover for instl. hole:

**KIT82** for 7602  
**KIT0043** for 7610

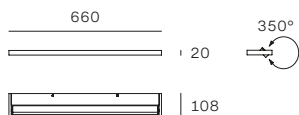


### 3. Tablet wall single L66



Cover for instl. hole:

**KIT83** for 7604  
**KIT0044** for 7611

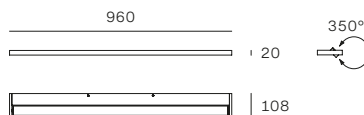


### 4. Tablet wall single L96

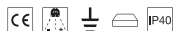


Cover for instl. hole:

**KIT84** for 7605  
**KIT0045** for 7612

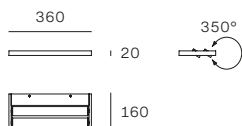


### 5. Tablet wall double L36

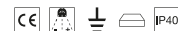


Cover for instl. hole:

**KIT0046** for 7606  
**KIT0047** for 7613

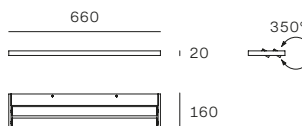


### 6. Tablet wall double L66



Cover for instl. hole:

**KIT83** for 7607  
**KIT0044** for 7614



MOD	CODE	FINISH	SOURCE	INPUT	DIMMING	CCT (K)	LUMEN	CRI	IP	OPTICS
1	7601	WH	TopLED 15W	220-240V	No	3000	1826	80	40	Diffused
	7609	BB	TopLED 15W	220-240V	No	3000	1826	80	40	Diffused
2	7602	WH	TopLED 31W	220-240V	No	3000	3651	80	40	Diffused
	7610	BB	TopLED 31W	220-240V	No	3000	3651	80	40	Diffused
3	7604	WH	TopLED 21W	220-240V	No	3000	2360	80	40	Diffused
	7611	BB	TopLED 21W	220-240V	No	3000	2360	80	40	Diffused
4	7605	WH	TopLED 32W	220-240V	No	3000	3158	80	40	Diffused
	7612	BB	TopLED 32W	220-240V	No	3000	3158	80	40	Diffused
5	7606	WH	TopLED 22W	220-240V	No	3000	2360	80	40	Diffused
	7613	BB	TopLED 22W	220-240V	No	3000	2360	80	40	Diffused
6	7607	WH	TopLED 45W	220-240V	No	3000	4720	80	40	Diffused
	7614	BB	TopLED 45W	220-240V	No	3000	4720	80	40	Diffused

Other versions: floor, p. 130; suspension, p. 246.

# Triedro

1970

**Joe Colombo**

Triedro is reminiscent of lighting from a photo shoot. Housing a silver-domed LED bulb, the lampshade is comprised of three contoured and bent metal parts in order to reflect the light downward, without creating glare. The flexibility in positioning is guaranteed by the supporting double joint for rotation and inclination of the light source into any position. In the clamp version, it secures easily to suit any needs.

• **Metal lampshade, body and bulb holder. Finish: white/black.**

Triedro rievoca le lampade di scena dei set fotografici. Il paralume, contenente una lampadina LED a cupola argentata, è in metallo sagomato e piegato in tre parti, così da riflettere la luce senza abbagliare. La flessibilità di movimento è garantita dal doppio snodo portante, che permette la rotazione e l'inclinazione della sorgente luminosa in qualsiasi posizione. Nella versione a morsetto si fissa facilmente, per ogni esigenza.


• **Paralume, corpo e portalampada in metallo. Finitura: bianco/nero.**

Triedro erinnert an die Szenenleuchten von Fotoshootings. Der Lampenschirm mit einer silbernen kuppelförmigen LED-Lampe ist aus geformtem und in drei Teilen gebogenem Metall, sodass das Licht reflektiert wird, ohne zu blenden. Bewegungsflexibilität ist durch das tragende Doppelgelenk gewährleistet, das erlaubt, die Lichtquelle in jeder Position zu drehen und zu kippen. Als Klemmleuchte lässt sie sich leicht für jeden Bedarf befestigen.

• **Lampenschirm, Lampenkörper und Fassung aus Metall. Ausführungen: weiß/schwarz.**







1. Triedro clamp



**Included bulb**  
Classic A Mirror  
LED Bulb E27 7W

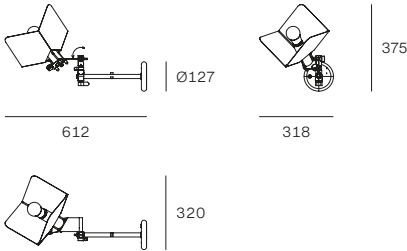
227



2. Triedro wall



**Included bulb**  
Classic A Mirror  
LED Bulb E27 7W



MOD	CODE	FINISH	SOURCE	INPUT	DIMMING	CCT (K)	LUMEN	CRI	IP	OPTICS
1	8992	BB WH	1xE27 7W	220-240V	No	2700	650	≥80	20	Diffused
2	8993	BB WH	1xE27 7W	220-240V	No	2700	650	≥80	20	Diffused

Other versions: floor, p. 138; suspension, p. 256.

# Xilema

2014

## Edin Dedovic

The elegant lightness of Xilema houses a Wall-Washer toppled light source which, be it vertical or horizontal, diffuses comfortable, indirect ambient illumination. Alongside the linear versions is a more intricate version reminiscent of xilema, the plant tissue that transports water from the roots to the stems and leaves.

• **Aluminium body, PMMA diffuser. Finishes: white, polished aluminium.**



L'elegante leggerezza di Xilema accoglie una sorgente topLED WallWasher che, verticale o orizzontale, diffonde una confortevole luce ambientale indiretta. Le versioni lineari sono affiancate da una variante complessa che ricorda lo xilema, il tessuto che nei vegetali conduce la linfa dalle radici alle foglie.

• **Corpo in alluminio, diffusore in PMMA. Finiture: bianco, alluminio lucido.**

Die elegante Leichtigkeit von Xilema nimmt eine Lichtquelle topLED WallWasher auf, die eine angenehme indirekte Raumbelichtung vertikal oder horizontal verbreitet. Den linearen Versionen ist eine komplexe Variante zur Seite gestellt worden, die an Xylem, dem Gewebe, das in den Pflanzen den Pflanzensaft von den Wurzeln bis zu den Blätter leitet, erinnert.

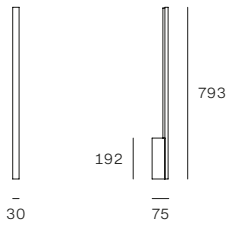
• **Lampenkörper aus Aluminium, Diffusor aus PMMA. Ausführung: weiß, glänzendes Aluminium.**



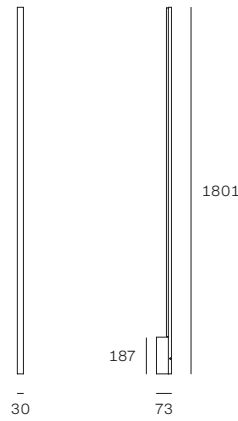




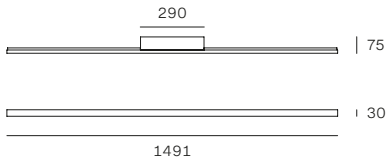
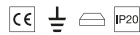
1. Xilema wall L79



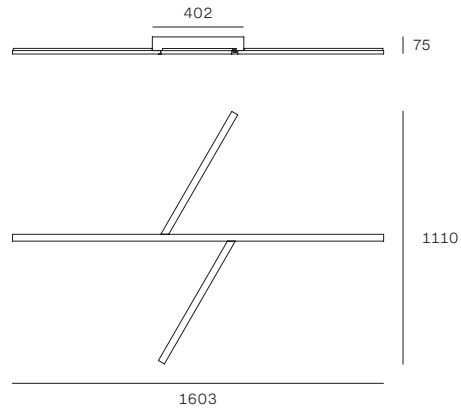
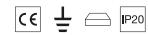
2. Xilema wall L180



3. Xilema wall/ceiling L149



4. Xilema wall/ceiling L160



MOD	CODE	FINISH	SOURCE	INPUT	DIMMING	CCT (K)	LUMEN	CRI	IP	OPTICS
1	7765	WH	TopLED 17W	220-240V	No	3000	1703	90	20	Double asym.
	7766	PA	TopLED 17W	220-240V	No	3000	1703	90	20	Double asym.
2	7777	WH	TopLED 25W	220-240V	Touch	3000	2556	90	20	Double asym.
	7778	PA	TopLED 25W	220-240V	Touch	3000	2556	90	20	Double asym.
3	7767	WH	TopLED 34W	220-240V	No	3000	3407	90	20	Double asym.
	7768	PA	TopLED 34W	220-240V	No	3000	3407	90	20	Double asym.
4	7769	WH	TopLED 47W	220-240V	No	3000	4956	90	20	Double asym.
	7770	PA	TopLED 47W	220-240V	No	3000	4956	90	20	Double asym.

Other versions: suspension, p. 260.

# Xilema system

2019

**Edin Dedovic**

The Xilema System is characterised by high modularity. The lighting structures bear a WallWasher topLED light source, being inter-connected thanks to specific adaptors that allow variable pathways to be created on vertical, horizontal and sloped surfaces. This renders it possible to design lines of continuous illumination, able to adapt to any architectural setting.

• **Lighting modules, junctions, ends and power supply modules in aluminium, diffuser in PMMA. Finishes: white, polished aluminium.**

Xilema System è caratterizzato da un'elevata modularità. I corpi illuminanti montano una sorgente topLED WallWasher e si possono connettere fra loro grazie a particolari raccordi che permettono di creare percorsi variabili su superfici verticali, orizzontali ed inclinate. È così possibile disegnare linee di luce continue, in grado di adattarsi a qualsiasi contesto architettonico.

• **Moduli illuminanti, giunzioni, finali e moduli di alimentazione in alluminio, diffusore in PMMA. Finiture: bianco, alluminio lucido.**

Xilema System ist durch eine hohe Modularität charakterisiert. Die Leuchtkörper umfassen eine topLED WallWasher Lichtquelle und können mit besonderen Verbindungen miteinander verbunden werden, die erlauben variable Verläufe auf vertikalen, horizontalen und schrägen Oberflächen zu schaffen. Auf diese Weise kann man kontinuierliche Lichtreihen entwerfen, die in der Lage sind, sich jedem architektonischen Kontext anzupassen.


• **Leuchtmodule, Verbindungen, Endelemente und Versorgungsmodule aus Aluminium, Diffusor aus PMMA. Ausführung: weiß, glänzendes Aluminium.**





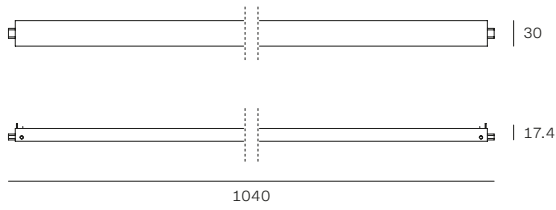






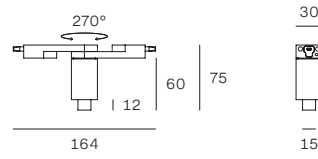


### 1. Linear light

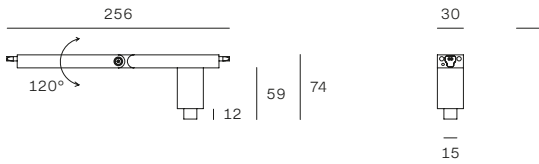


Head or Central power multi-supply required (\*)

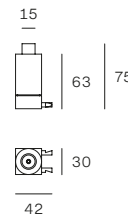
### 2. Electrified planar joint



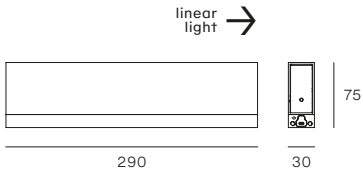
### 3. Electrified angular joint



### 4. End fixing

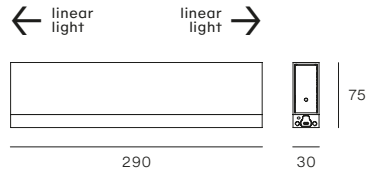


### 5. Head power multi-supply



Max 10 linear lights connectable

### 6. Central power multi-supply



Max 10 linear lights connectable

MOD	CODE	FINISH	SOURCE	INPUT	DIMMING	CCT (K)	LUMEN	CRI	IP	OPTICS
1	9100	WH	TopLED 9.5W	48V	DALI Push*	3000	1040	90	20	Double asym.
	9110	PA	TopLED 9.5W	48V	DALI Push*	3000	1040	90	20	Double asym.
2	9103	WH	-	-	-	-	-	-	20	-
	9113	PA	-	-	-	-	-	-	20	-
3	9104	WH	-	-	-	-	-	-	20	-
	9114	PA	-	-	-	-	-	-	20	-
4	9105	WH	-	-	-	-	-	-	20	-
	9115	PA	-	-	-	-	-	-	20	-
5	9101	WH	-	220-240V	DALI Push	-	-	-	20	-
	9111	PA	-	220-240V	DALI Push	-	-	-	20	-
6	9102	WH	-	220-240V	DALI Push	-	-	-	20	-
	9112	PA	-	220-240V	DALI Push	-	-	-	20	-

\*Head or central power multi-supply required.

# 1Night/2Nights

2016

**Davide Oppizzi**

1Night offers refined illumination. The powerLED technology is housed in an elegant cylinder that can be rotated and directed as desired, being perfect bedside or in a reading nook. In the 2Nights version, the structure contains coloured texture filters to act as a projector, adorning the wall with multiple light and shadow effects.

• **Body and directable cylinder in aluminium. Finishes: white, black, white/galvanic rose gold, black/galvanic gold.**

1Night è un raffinato oggetto luminoso.

La tecnologia powerLED è alloggiata in un elegante cilindro ruotabile e orientabile a piacere, ideale in prossimità della testiera del letto o per un angolo lettura. Nella variante 2Nights, la struttura si articola per ospitare filtri dalle texture colorate: la sorgente funziona da proiettore, decorando la parete con molteplici effetti di luci e ombre.

• **Corpo e cilindro orientabile in alluminio. Finiture: bianco, nero, bianco/galvanica oro rosa, nero/galvanica oro.**


1Night ist ein raffinierter Beleuchtungskörper. Die powerLED-Technologie sitzt in einem eleganten, drehbaren und nach Belieben ausrichtbaren Zylinder, ideal für das Bettkopfbereich oder eine Leseecke. In der Variante 2Nights fächert sich die Konstruktion auf, um Filter mit bunten Texturen aufzunehmen: Die Lichtquelle fungiert als Projektor, der Licht-Schattenspiele an die Wand wirft.

• **Ausrichtbarer Körper und Zylinder aus Aluminium. Ausführungen: Weiß, schwarz, weiß/galvanisch überzogen in Goldrosa, schwarz/galvanisch überzogen in Gold.**











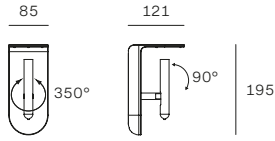


WALL/CEILING **1NIGHT/2NIGHTS**

**STILNOVO 2023/24**



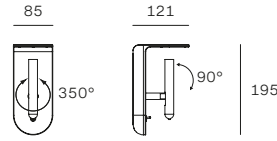
### 1. 2Nights



Amber, transparent and opal filters included:



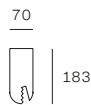
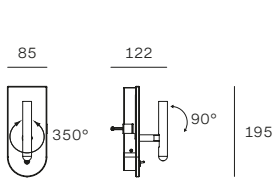
### 2. 2Nights with switch



Amber, transparent and opal filters included:



### 3. 1Night with switch



### 2Nights optional filters



**Fire**  
KIT0035 (white)  
KIT0036 (black)



**Tree**  
KIT0055 (white)  
KIT0056 (black)



**Water**  
KIT0057 (white)  
KIT0058 (black)



Ø74

MOD	CODE	FINISH	SOURCE	INPUT	DIMMING	CCT (K)	LUMEN	CRI	IP	OPTICS
1	7975	WH WH	TopLED 4W	220-240V	No	3000	230	90	20	Wide Flood
	7977	BB WH	TopLED 4W	220-240V	No	3000	230	90	20	Wide Flood
	7942	WH RG	TopLED 4W	220-240V	No	3000	230	90	20	Wide Flood
	7944	BB AU	TopLED 4W	220-240V	No	3000	230	90	20	Wide Flood
2	7976	WH WH	TopLED 4W	220-240V	No	3000	230	90	20	Wide Flood
	7978	BB WH	TopLED 4W	220-240V	No	3000	230	90	20	Wide Flood
	7943	WH RG	TopLED 4W	220-240V	No	3000	230	90	20	Wide Flood
	7945	BB AU	TopLED 4W	220-240V	No	3000	230	90	20	Wide Flood
3	8636	WH WH	TopLED 4W	220-240V	No	3000	230	90	20	Wide Flood
	8637	BB WH	TopLED 4W	220-240V	No	3000	230	90	20	Wide Flood
	8639	WH RG	TopLED 4W	220-240V	No	3000	230	90	20	Wide Flood
	8638	BB AU	TopLED 4W	220-240V	No	3000	230	90	20	Wide Flood

# Designers



**Danilo & Corrado Aroldi**

---

Periscopio

pp. 76, 126

---



**Shigeaki Asahara**

---

Bascula

pp. 146

Luna

112, 190

---



**Gae Aulenti**

---

Minibox

pp. 66, 324

Trepiù

250

---

© Archivio Gae Aulenti



**Achille & Pier Giacomo Castiglioni**

---

Saliscendi

p. 228

---

© Fondazione Achille Castiglioni



© Piero Castiglioni

**Livio Castiglioni**

---

Trepù p. 250

---



© Piero Castiglioni

**Piero Castiglioni**

---

Minibox pp. 66, 324

---



© Ignazia Favata / Studio Joe Colombo

**Joe Colombo**

---

Minitopo pp. 70  
Topo 80, 134  
Triedro 256, 356

---



**Mirco Crosatto**  
Stilnovo

---

Demí pp. 158, 272  
Demí Moon 94  
Diphy 98, 164, 276  
La Mariée 46, 182  
Lama 50, 312  
Mr Magoo 116  
Reflexio 224, 342  
Tablet 130, 246, 352

---





© CASVA - Centro di Alti Studi sulle Arti Visive

**Jonathan De Pas**  
**Donato D'Urbino**  
**Paolo Lomazzi**

---

Fante	pp. 24, 284,
Lampiatto	54, 186, 316

---



**Edin Dedovic**  
Stilnovo

---

Kimia	pp. 108,
Xilema	260, 360
Xilema system	352

---




© Giovanni Luigi Gorgoni

**Giovanni Luigi Gorgoni**

---

Buonanotte	p. 20
------------	-------

---



© Antonio Macchi Cassia

**Antonio Macchi Cassia**

---

Bugia	p. 16, 266
Gravita	28
Gravitino 541	36, 298

---




**Davide Oppizzi**

---

1Night/2Nights

pp. 370

---



**Richard Sapper**

---

Halley

pp. 40

---

© Richard Sapper Archives



**Brian Sironi**

---

Inbilico

p. 306

---

© Benvenuto Saba



**Studio Nizzoli Associati**

Alessandro Mendini

Giuseppe Mario Oliveri

Paolo Viola

---

Goletta

p. 294

---

© Archivio  
Alessandro  
Mendini.  
Ph. Young  
Hee Cha



© Barbara Radice

**Ettore Sottsass Jr**

---

Valigia p. 86

---



**Pio & Tito Toso**

---

Honey	pp. 178, 302
Oxygen	212, 332
Quad	218, 338

---



**Stilnovo**

---

Campana	pp. 152
Dynamic	280
Galassia	104, 170, 288
Megafono	58, 194, 320
Mongolfier	200
Opti-line	208
Saturn	236, 348
Sputnik	240

---

# Awards



### **ADI Design Index**

**Selected**

2022 Soliscendi



### **Compasso d'oro**

**Honourable Mention**

2018 Diphy



### **iF Product Design Award**

**Winner**

2018 Reflexio



### **Red Dot Design Award**

**Winner**

2011 Lama

2015 Mr Magoo

2016 2Nights

2017 Oxygen

2017 Diphy

2018 Tablet floor

2019 Demí

# Code index



<b>CODE</b>	<b>PRODUCT</b>	<b>PAGE</b>
<b>6857</b>	Mr. Magoo	331
<b>6860</b>	Mr. Magoo	331
<b>7104</b>	Lama	315
<b>7112</b>	Lama	53
<b>7113</b>	Lama	53
<b>7137</b>	Lama	315
<b>7601</b>	Tablet	355
<b>7602</b>	Tablet	355
<b>7604</b>	Tablet	355
<b>7605</b>	Tablet	355
<b>7606</b>	Tablet	355
<b>7607</b>	Tablet	355
<b>7609</b>	Tablet	355
<b>7610</b>	Tablet	355
<b>7611</b>	Tablet	355
<b>7612</b>	Tablet	355
<b>7613</b>	Tablet	355
<b>7614</b>	Tablet	355
<b>7650</b>	Saturn	239
<b>7650N</b>	Saturn	239
<b>7651</b>	Saturn	351
<b>7651N</b>	Saturn	351
<b>7652</b>	Saturn	239
<b>7652N</b>	Saturn	239
<b>7653</b>	Saturn	351
<b>7653N</b>	Saturn	351
<b>7750</b>	Quad	341
<b>7753</b>	Quad	341
<b>7765</b>	Xilema	363
<b>7766</b>	Xilema	363

<b>CODE</b>	<b>PRODUCT</b>	<b>PAGE</b>
<b>7767</b>	Xilema	363
<b>7768</b>	Xilema	363
<b>7769</b>	Xilema	363
<b>7770</b>	Xilema	363
<b>7773</b>	Xilema	263
<b>7774</b>	Xilema	263
<b>7777</b>	Xilema	363
<b>7778</b>	Xilema	363
<b>7785</b>	Dynamic	283
<b>7786</b>	Dynamic	283
<b>7787</b>	Dynamic	283
<b>7788</b>	Mr. Magoo	207
<b>7788N</b>	Mr. Magoo	207
<b>7789</b>	Mr. Magoo	331
<b>7789N</b>	Mr. Magoo	331
<b>7790</b>	Mr. Magoo	207
<b>7792</b>	Mr. Magoo	331
<b>7942</b>	2Nights	375
<b>7943</b>	2Nights	375
<b>7944</b>	2Nights	375
<b>7945</b>	2Nights	375
<b>7975</b>	2Nights	375
<b>7976</b>	2Nights	375
<b>7977</b>	2Nights	375
<b>7978</b>	2Nights	375
<b>8005</b>	Mr. Magoo	207
<b>8005N</b>	Mr. Magoo	207
<b>8006</b>	Mr. Magoo	331
<b>8006N</b>	Mr. Magoo	331
<b>8007</b>	Mr. Magoo	207

<b>CODE</b>	<b>PRODUCT</b>	<b>PAGE</b>
<b>8007N</b>	Mr. Magoo	207
<b>8008</b>	Mr. Magoo	331
<b>8008N</b>	Mr. Magoo	331
<b>8009</b>	Mr. Magoo	119
<b>8037</b>	Opti-Line	211
<b>8038</b>	Opti-Line	211
<b>8081</b>	Oxygen	337
<b>8082</b>	Oxygen	337
<b>8083</b>	Oxygen	337
<b>8084</b>	Oxygen	337
<b>8085</b>	Oxygen	337
<b>8086</b>	Oxygen	337
<b>8087</b>	Oxygen	337
<b>8088</b>	Oxygen	337
<b>8089</b>	Oxygen	217
<b>8090</b>	Oxygen	217
<b>8091</b>	Oxygen	217
<b>8092</b>	Oxygen	217
<b>8093</b>	Oxygen	217
<b>8094</b>	Oxygen	217
<b>8095</b>	Oxygen	217
<b>8096</b>	Oxygen	217
<b>8097</b>	Oxygen	125
<b>8098</b>	Oxygen	125
<b>8099</b>	Oxygen	125
<b>8100</b>	Oxygen	125
<b>8101</b>	Oxygen	125
<b>8102</b>	Oxygen	125
<b>8103</b>	Oxygen	125
<b>8104</b>	Oxygen	125

<b>CODE</b>	<b>PRODUCT</b>	<b>PAGE</b>
<b>8110</b>	Quad	222
<b>8111</b>	Quad	222
<b>8112</b>	Quad	223
<b>8113</b>	Quad	223
<b>8135</b>	Mr. Magoo	207
<b>8136</b>	Mr. Magoo	331
<b>8137</b>	Mr. Magoo	207
<b>8138</b>	Mr. Magoo	331
<b>8140</b>	Mongolfier	203
<b>8141</b>	Mongolfier	203
<b>8142</b>	Mongolfier	203
<b>8144</b>	Mongolfier	203
<b>8145</b>	Mongolfier	203
<b>8146</b>	Mongolfier	203
<b>8147</b>	Mongolfier	203
<b>8148</b>	Mongolfier	203
<b>8149</b>	Mongolfier	203
<b>8163</b>	Diphy	279
<b>8163M</b>	Diphy	279
<b>8164</b>	Diphy	279
<b>8164M</b>	Diphy	279
<b>8165</b>	Diphy	103
<b>8165M</b>	Diphy	103
<b>8166</b>	Diphy	279
<b>8166M</b>	Diphy	279
<b>8167</b>	Diphy	279
<b>8167M</b>	Diphy	279
<b>8168</b>	Diphy	169
<b>8168M</b>	Diphy	169
<b>8169</b>	Diphy	169

<b>CODE</b>	<b>PRODUCT</b>	<b>PAGE</b>
<b>8169M</b>	Diphy	169
<b>8170</b>	Diphy	169
<b>8170M</b>	Diphy	169
<b>8171</b>	Diphy	169
<b>8171M</b>	Diphy	169
<b>8172</b>	Diphy	169
<b>8172M</b>	Diphy	169
<b>8173</b>	Diphy	169
<b>8173M</b>	Diphy	169
<b>8174</b>	Diphy	169
<b>8174M</b>	Diphy	169
<b>8185</b>	Oxygen	337
<b>8186</b>	Oxygen	337
<b>8187</b>	Oxygen	337
<b>8188</b>	Oxygen	337
<b>8450</b>	Tablet	249
<b>8451</b>	Tablet	249
<b>8452</b>	Tablet	133
<b>8453</b>	Tablet	133
<b>8475</b>	Tablet	249
<b>8476</b>	Tablet	249
<b>8490</b>	Opti-Line	211
<b>8491</b>	Opti-Line	211
<b>8495</b>	Oxygen	337
<b>8496</b>	Oxygen	337
<b>8497</b>	Oxygen	337
<b>8498</b>	Oxygen	337
<b>8520</b>	Quad	222
<b>8521</b>	Quad	222
<b>8522</b>	Quad	222

<b>CODE</b>	<b>PRODUCT</b>	<b>PAGE</b>
<b>8523</b>	Quad	222
<b>8524</b>	Quad	223
<b>8525</b>	Quad	223
<b>8526</b>	Quad	222
<b>8527</b>	Quad	222
<b>8530</b>	Reflexio	347
<b>8531</b>	Reflexio	347
<b>8532</b>	Reflexio	347
<b>8533</b>	Reflexio	347
<b>8534</b>	Reflexio	347
<b>8535</b>	Reflexio	347
<b>8536</b>	Reflexio	227
<b>8537</b>	Reflexio	227
<b>8538</b>	Reflexio	227
<b>8539</b>	Reflexio	227
<b>8540</b>	Reflexio	227
<b>8541</b>	Reflexio	227
<b>8545</b>	Kimia	111
<b>8546</b>	Kimia	111
<b>8624</b>	La Mariée	185
<b>8625</b>	La Mariée	185
<b>8626</b>	La Mariée	185
<b>8627</b>	La Mariée	185
<b>8628</b>	La Mariée	49
<b>8629</b>	La Mariée	49
<b>8630</b>	La Mariée	49
<b>8631</b>	La Mariée	49
<b>8636</b>	1Night	375
<b>8637</b>	1Night	375
<b>8638</b>	1Night	375

<b>CODE</b>	<b>PRODUCT</b>	<b>PAGE</b>
<b>8639</b>	1Night	375
<b>8680</b>	Honey	181
<b>8682</b>	Honey	181
<b>8684</b>	Honey	181
<b>8686</b>	Honey	181
<b>8688</b>	Honey	305
<b>8690</b>	Honey	305
<b>8890</b>	Demí	163
<b>8890M</b>	Demí	163
<b>8891</b>	Demí	163
<b>8891M</b>	Demí	163
<b>8892</b>	Demí	163
<b>8892M</b>	Demí	163
<b>8893</b>	Demí	275
<b>8893M</b>	Demí	275
<b>8894</b>	Demí	275
<b>8894M</b>	Demí	275
<b>8895</b>	Demí	275
<b>8895M</b>	Demí	275
<b>8960</b>	Valigia	91
<b>8961</b>	Buonanotte	23
<b>8962</b>	Buonanotte	23
<b>8963</b>	Buonanotte	23
<b>8964</b>	Buonanotte	23
<b>8966</b>	Fante	27
<b>8967</b>	Fante	287
<b>8968</b>	Fante	27
<b>8969</b>	Fante	287
<b>8971</b>	Lampiatto	319
<b>8972</b>	Lampiatto	319

<b>CODE</b>	<b>PRODUCT</b>	<b>PAGE</b>
<b>8973</b>	Lampiatto	319
<b>8981</b>	Lampiatto	189
<b>8982</b>	Lampiatto	189
<b>8983</b>	Lampiatto	189
<b>8984</b>	Lampiatto	189
<b>8985</b>	Lampiatto	189
<b>8987</b>	Lampiatto	189
<b>8988</b>	Lampiatto	189
<b>8989</b>	Lampiatto	189
<b>8990</b>	Lampiatto	189
<b>8991</b>	Lampiatto	189
<b>8992</b>	Triedro	359
<b>8993</b>	Triedro	359
<b>8994</b>	Triedro	143
<b>8995</b>	Triedro	259
<b>9055</b>	Periscopio	79
<b>9056</b>	Periscopio	79
<b>9057</b>	Periscopio	79
<b>9058</b>	Periscopio	129
<b>9059</b>	Periscopio	129
<b>9060</b>	Periscopio	129
<b>9061</b>	Periscopio	129
<b>9062</b>	Periscopio	129
<b>9063</b>	Periscopio	129
<b>9064</b>	Minitopo	75
<b>9065</b>	Minitopo	75
<b>9066</b>	Minitopo	75
<b>9067</b>	Minitopo	75
<b>9068</b>	Minitopo	75
<b>9069</b>	Minitopo	75

<b>CODE</b>	<b>PRODUCT</b>	<b>PAGE</b>
<b>9070</b>	Minitopo	75
<b>9071</b>	Topo	85
<b>9072</b>	Topo	85
<b>9073</b>	Topo	85
<b>9074</b>	Topo	85
<b>9075</b>	Topo	85
<b>9076</b>	Topo	85
<b>9077</b>	Topo	85
<b>9078</b>	Topo	85
<b>9079</b>	Topo	85
<b>9080</b>	Topo	85
<b>9081</b>	Topo	137
<b>9082</b>	Topo	137
<b>9083</b>	Topo	137
<b>9084</b>	Topo	137
<b>9085</b>	Topo	137
<b>9090</b>	Diphy	169
<b>9090M</b>	Diphy	169
<b>9100</b>	Xilema	369
<b>9101</b>	Xilema	369
<b>9102</b>	Xilema	369
<b>9103</b>	Xilema	369
<b>9104</b>	Xilema	369
<b>9105</b>	Xilema	369
<b>9110</b>	Xilema	369
<b>9111</b>	Xilema	369
<b>9112</b>	Xilema	369
<b>9113</b>	Xilema	369
<b>9114</b>	Xilema	369
<b>9115</b>	Xilema	369

<b>CODE</b>	<b>PRODUCT</b>	<b>PAGE</b>
<b>9275</b>	Minibox	327
<b>9276</b>	Minibox	327
<b>9277</b>	Minibox	327
<b>9278</b>	Minibox	327
<b>9279</b>	Minibox	327
<b>9285</b>	Minibox	69
<b>9286</b>	Minibox	69
<b>9287</b>	Minibox	69
<b>9288</b>	Minibox	69
<b>9289</b>	Minibox	69
<b>9300</b>	Campana	157
<b>9301</b>	Campana	157
<b>9302</b>	Campana	157
<b>9305</b>	Trepiù	255
<b>9306</b>	Trepiù	255
<b>9307</b>	Trepiù	255
<b>9308</b>	Trepiù	255
<b>9310</b>	Saliscendi	235
<b>9311</b>	Saliscendi	235
<b>9312</b>	Saliscendi	235
<b>9555</b>	Galassia	177
<b>9556</b>	Galassia	177
<b>9557</b>	Galassia	293
<b>9558</b>	Galassia	293
<b>9559</b>	Galassia	293
<b>9560</b>	Galassia	107
<b>9566</b>	Megafono	199
<b>9567</b>	Megafono	199
<b>9568</b>	Megafono	199
<b>9569</b>	Megafono	199

<b>CODE</b>	<b>PRODUCT</b>	<b>PAGE</b>
<b>9570</b>	Megafono	323
<b>9571</b>	Megafono	323
<b>9572</b>	Megafono	323
<b>9573</b>	Megafono	323
<b>9574</b>	Megafono	61
<b>9575</b>	Megafono	61
<b>9576</b>	Megafono	199
<b>9577</b>	Megafono	199
<b>9585</b>	Gravita	35
<b>9586</b>	Halley	45
<b>9586M</b>	Halley	45
<b>9587</b>	Halley	45
<b>9587M</b>	Halley	45
<b>9590</b>	Sputnik	245
<b>9591</b>	Sputnik	245
<b>9592</b>	Sputnik	245
<b>9680</b>	Bugia	19
<b>9681</b>	Bugia	19
<b>9682</b>	Bugia	19
<b>9683</b>	Bugia	19
<b>9684</b>	Bugia	19
<b>9686</b>	Bugia	271
<b>9687</b>	Bugia	271
<b>9688</b>	Bugia	271
<b>9689</b>	Bugia	271
<b>9690</b>	Bugia	271
<b>9692</b>	Bugia	271
<b>9693</b>	Bugia	271
<b>9694</b>	Bugia	271
<b>9695</b>	Bugia	271

<b>CODE</b>	<b>PRODUCT</b>	<b>PAGE</b>
<b>9696</b>	Bugia	271
<b>9698</b>	Meta	65
<b>9699</b>	Meta	65
<b>9700</b>	Meta	65
<b>9701</b>	Meta	65
<b>9703</b>	Luna	193
<b>9703M</b>	Luna	193
<b>9705</b>	Luna	193
<b>9705M</b>	Luna	193
<b>9707</b>	Luna	115
<b>9707M</b>	Luna	115
<b>9709</b>	Luna	115
<b>9709M</b>	Luna	115
<b>9711</b>	Gravitino 541	39
<b>9712</b>	Gravitino 541	39
<b>9713</b>	Gravitino 541	39
<b>9714</b>	Gravitino 541	39
<b>9715</b>	Gravitino 541	39
<b>9716</b>	Gravitino 541	39
<b>9717</b>	Gravitino 541	301
<b>9718</b>	Gravitino 541	301
<b>9719</b>	Gravitino 541	301
<b>9720</b>	Gravitino 541	301
<b>9721</b>	Gravitino 541	301
<b>9722</b>	Gravitino 541	301
<b>9733</b>	Goletta	297
<b>9734</b>	Goletta	297
<b>9735</b>	Goletta	297
<b>9736</b>	Goletta	297
<b>9737</b>	Goletta	297



CODE	PRODUCT	PAGE
<b>9738</b>	Goletta	297
<b>9775</b>	Demí Moon	97
<b>9775M</b>	Demí Moon	97
<b>9776</b>	Demí Moon	97
<b>9776M</b>	Demí Moon	97
<b>9780</b>	Inbilico	311
<b>9780M</b>	Inbilico	311
<b>9781</b>	Inbilico	311
<b>9781M</b>	Inbilico	311
<b>9782</b>	Inbilico	311
<b>9782M</b>	Inbilico	311
<b>9783</b>	Inbilico	311
<b>9783M</b>	Inbilico	311
<b>CZ001CBZMDD</b>	Bascula	151
<b>CZ001CBZWDD</b>	Bascula	151
<b>CZ001CGGMDD</b>	Bascula	151
<b>CZ001CGGWDD</b>	Bascula	151
<b>CZ001CKGMDD</b>	Bascula	151
<b>CZ001CKGWDD</b>	Bascula	151
<b>CZ001CKWMDD</b>	Bascula	151
<b>CZ001CKWWDD</b>	Bascula	151
<b>CZ001CRRMDD</b>	Bascula	151
<b>CZ001CRRWDD</b>	Bascula	151
<b>CZ001CWHMDD</b>	Bascula	151
<b>CZ001CWHWDD</b>	Bascula	151
<b>KIT0026</b>	Phase - cut dimmer	163, 168, 181, 203, 207, 211, 222, 227, 249, 279, 301, 305, 311, 327, 331, 332, 341, 347, 375
<b>KIT0035</b>	2Nights gobo filter	375

CODE	PRODUCT	PAGE
<b>KIT0036</b>	2Nights gobo filter	375
<b>KIT0042</b>	Tablet fixing bracket	355
<b>KIT0043</b>	Tablet fixing bracket	355
<b>KIT0044</b>	Tablet fixing bracket	355
<b>KIT0045</b>	Tablet fixing bracket	355
<b>KIT0046</b>	Tablet fixing bracket	355
<b>KIT0047</b>	Tablet fixing bracket	355
<b>KIT0055</b>	2Nights gobo filter	375
<b>KIT0056</b>	2Nights gobo filter	375
<b>KIT0057</b>	2Nights gobo filter	375
<b>KIT0058</b>	2Nights gobo filter	375
<b>KIT0079</b>	Casambi DALI dimmer	151, 157, 163, 168, 169, 193, 207, 211, 217, 222, 223, 235, 239, 255, 275, 279, 331, 337, 351
<b>KIT0080</b>	Casambi Phase cut dimmer	163, 168, 181, 203, 207, 211, 222, 227, 249, 279, 301, 305, 311, 327, 331, 332, 341, 347, 375
<b>KIT0111</b>	Goletta modular kit	297
<b>KIT81</b>	Tablet fixing bracket	355
<b>KIT82</b>	Tablet fixing bracket	355
<b>KIT83</b>	Tablet fixing bracket	355
<b>KIT84</b>	Tablet fixing bracket	355

# Finishes

## Varnished metal

	WH	WH	LY	GG	BB	CB	CF	IV	RU	RR
	White RAL 9016 polished	White RAL 9003 matt	Light Gray RAL 9002 polished	Gray RAL 7012 polish./matt	Black RAL 9005 polish./matt	Chocolate RAL 8019 matt	Coffee beige RAL 1001 polished	Ivory RAL 1015 polished	Ruby red RAL 3003 polished	Flame red RAL 3000 polished
<b>Bascula</b>		1		1						
<b>Bugia</b>	1				1					1
<b>Buonanotte</b>	1									1
<b>Campana</b>			1							1
<b>Demí</b>		1								
<b>Demí Moon</b>		1			1					
<b>Diphy</b>		1								
<b>Dynamic</b>										
<b>Fante</b>		2								
<b>Galassia</b>										
<b>Goletta</b>	2									
<b>Gravita</b>										
<b>Gravitino 541</b>	1			1	1					
<b>Halley</b>										
<b>Honey</b>		1								
<b>Inbilico</b>		1 2			2					
<b>Kimia</b>		1			1					
<b>La Mariée</b>		1 2			2					
<b>Lama</b>		1			1					
<b>Lampiatto</b>	1 2				1					
<b>Luna</b>		1			1					
<b>Megafono</b>	2							2		
<b>Meta</b>	1	2			1 2					
<b>Minibox</b>	1				1		1			1
<b>Minitopo</b>	1				1 2					1
<b>Mongolfier</b>					1					
<b>Mr. Magoo</b>		1								
<b>Opti-Line</b>		1								
<b>Oxygen</b>		1								
<b>Periscopio</b>	1				1					
<b>Quad</b>		1			1					
<b>Reflexio</b>		1 2			1	1				
<b>Saliscendi</b>	2		1		2				1	
<b>Saturn</b>										
<b>Sputnik</b>	2				2			2		2
<b>Tablet</b>		1			1					
<b>Topo</b>	1				1 2					
<b>Trepiù</b>	1				2					
<b>Triedro</b>	1				2					
<b>Valigia</b>					○					1
<b>Xilema/X. system</b>		1								
<b>1Night/2Nights</b>		1 2			1 2					

- ① Body lamp finish
- ② Component visible finish
- Diffuser / lampshade finish























Varnished metal										Marble
RI	RV	YY	GR	GR	GR	BL	AZ	BZ	NK	
Iconic red RAL 3020 polished	Vermilion red RAL 2002 polished	Yellow RAL 1003 polished	Leaf green RAL 6002 polished	Mint green RAL 6029 polished	Grass green RAL 6024 polished	Blue RAL 5011 polished	Azure RAL 5024 polished	Bronze	Nichel	Carrara marble
①								②	②	
		①		①						
		①				①				
										②
①		①								
	①	①		①						
①			①							
① ②				①						
①										
					①					
		②		②		②	②			
① ②				①						
		②								

# Finishes

	Finished metal		Anodized metal		Galvanized metal							TR
	PA	HA	AM	AK	BC	CH	RG	AU	BZ	HG	HK	
	Polished aluminum	Brushed aluminum	Anodized aluminum	Black anodized aluminum	Black nickel	Chrome	Rose gold	Gold	Brushed bronze	Brushed gold	Brushed black nickel	Transp. PMMA
<b>Bascula</b>									1 2		2	
<b>Bugia</b>												
<b>Buonanotte</b>												
<b>Campana</b>		1										
<b>Demí</b>												○
<b>Demí Moon</b>												○
<b>Diphy</b>												○
<b>Dynamic</b>												
<b>Fante</b>												
<b>Galassia</b>								1				
<b>Goletta</b>	2											
<b>Gravita</b>				1		2						
<b>Gravitino 541</b>												
<b>Halley</b>			1	1								
<b>Honey</b>												
<b>Inbilico</b>										2	2	
<b>Kimia</b>												
<b>La Mariée</b>					1		1	1				
<b>Lama</b>												
<b>Lampiatto</b>												
<b>Luna</b>						2		2				
<b>Megafono</b>								1				
<b>Meta</b>										1		
<b>Minibox</b>												
<b>Minitopo</b>						1 2		1				
<b>Mongolfier</b>					1		1					
<b>Mr. Magoo</b>												
<b>Opti-Line</b>		1										○
<b>Oxygen</b>												
<b>Periscopio</b>												
<b>Quad</b>												
<b>Reflexio</b>												
<b>Saliscendi</b>												
<b>Saturn</b>												
<b>Sputnik</b>								1				
<b>Tablet</b>												
<b>Topo</b>						1						
<b>Trepiù</b>						1						
<b>Triedro</b>						2						
<b>Valigia</b>												
<b>Xilema/X. system</b>	1											
<b>1Night/2Nights</b>							2	2				



# Symbols

	CE Marking		Installation hole
	Protection class (IEC 60529) against foreign bodies and water		C.V. Constant Voltage
	Directional light beam		Push DIM
	Power supply cable included (pendant or table lamps)		DALI
	Class I - IEC protection class		DALI / Push DIM
	Class II - IEC protection class		Phase-Cut
	Class III - IEC protection class		Touch dimmer
	Driver included		Touchless dimmer
	Driver not included		Warm Tune
	Indirect emission		Magnetic connection
	Double emission		
	% Emission up and down		

The lumens indicated refer to the light source emission. The connection diagrams for electronics articles are included in the technical documentation.

I lumen indicati si riferiscono all'emissione della sorgente. Gli schemi di collegamento per gli articoli dell'elettronica sono disponibili all'interno della documentazione tecnica.

Der angegebene Wert in Lumen bezieht sich auf die Abstrahlung der Lichtquelle. Die Anschlusspläne der elektronischen Artikel sind in der technischen Dokumentation enthalten.



# Warranty & disclaimer

"Stilnovo by Linea Light Group" offers a 5-year warranty on its products against manufacturing defects, subject to filling in the activation form available at [www.stilnovo.com](http://www.stilnovo.com). In the absence of activation, the statutory warranty remains valid.

All power supply, wiring and accessories used for product installation shall be original "Stilnovo by Linea Light Group" parts or approved by the company. The warranty will become void if non original or non approved parts are used. For more information, please visit our website [www.stilnovo.com](http://www.stilnovo.com).

"Stilnovo by Linea Light Group" reserves the right, without any advance notice, to change the characteristics of their products, as well as the availability of the same at any time. No product, relative technical data, illustrations and information in the catalogue are binding for "Stilnovo by Linea Light Group". "Stilnovo by Linea Light Group" will not be held liable for any illustration, text and/or translation errors. More product characteristics are contained in the relative technical data sheets and instruction sheets. This catalogue is protected by copyright (law 22/04/1941 No. 633 and law 14/12/1942 No. 1485: this prohibits any reproduction, total or even partial). All values indicated in the catalogue are measured values. There is a +/- 10% tolerance for the flow, CCT and power data.

"Stilnovo by Linea Light Group" offre una garanzia di 5 anni sui propri prodotti per vizi di fabbricazione previa compilazione dell'apposito modulo di attivazione, disponibile sul sito [www.stilnovo.com](http://www.stilnovo.com). In mancanza di attivazione rimane valida la garanzia prevista per legge.

I prodotti devono essere installati tassativamente con alimentazioni, cablaggi e accessori originali di "Stilnovo by Linea Light Group", o eventualmente approvati dall'azienda. L'utilizzo di accessori non originali, o non approvati, determina il decadimento di ogni garanzia sul prodotto. Per ulteriori informazioni, consultare il sito [www.stilnovo.com](http://www.stilnovo.com)

"Stilnovo by Linea Light Group" si riserva il diritto, senza alcun preavviso di modificare le caratteristiche dei propri prodotti come la disponibilità degli stessi in qualunque momento. Tutti i prodotti, relativi dati tecnici, illustrazioni e informazioni presenti sul catalogo non sono vincolanti per "Stilnovo by Linea Light Group". "Stilnovo by Linea Light Group" non risponderà di eventuali errori illustrativi, testuali e/o di traduzione. Ulteriori caratteristiche dei prodotti sono contenute nelle relative schede tecniche e fogli istruzione. Il presente catalogo è tutelato dalla legge sui diritti d'autore (legge 22/04/1941 n. 633 e della legge 14/12/1942 n. 1485: di esso è proibita ogni riproduzione totale o anche parziale). Tutti i valori riportati a catalogo sono valori di misurazione. I dati di flusso, CCT e potenza sono passibili di tolleranze di +/- 10 % .

Die Firma "Stilnovo by Linea Light Group" gibt eine Garantie von 5 Jahren auf ihre Produkte in Bezug auf Produktionsfehler. Voraussetzung für die Inanspruchnahme der Garantie ist das Ausfüllen des entsprechenden Formulars zur Aktivierung der Garantie, das auf der Webseite [www.stilnovo.com](http://www.stilnovo.com) verfügbar ist. Wenn keine Aktivierung der Garantie erfolgt, gilt die gesetzlich vorgeschriebene Garantie.

Die Produkte müssen obligatorisch mit Originalstromversorgung, Originalkabeln und Originalzubehör der "Stilnovo by Linea Light Group" oder mit Teilen, die von der Linea Light Group ausdrücklich empfohlen sind, installiert werden. Die Verwendung von nicht originale oder nicht vom Hersteller empfohlenem Zubehör führt zu einem sofortigen Verfall vom Garantieanspruch für das Produkt. Für weitere Informationen, besuchen Sie bitte [www.stilnovo.com](http://www.stilnovo.com)

"Stilnovo by Linea Light Group" behält sich das Recht vor, ohne jegliche Vorankündigung die Merkmale der eigenen Produkte und deren Verfügbarkeit jederzeit zu ändern. Alle Produkte, die technischen Daten, die Darstellungen und die Informationen im Katalog sind nicht für "Stilnovo by Linea Light Group" bindend. "Stilnovo by Linea Light Group" haften nicht für etwaige Fehler in der Darstellung, im Text und/oder in der Übersetzung. Weitere Merkmale der Produkte sind in den jeweiligen technischen Datenblättern und in den Anleitungen enthalten. Dieser Katalog wird vom Urheberrecht geschützt (Gesetz Nr. 633 vom 22/04/1941 und Gesetz Nr. 1485 vom 14/12/1942: Die völlig oder auch nur teilweise Vervielfältigung ist verboten). Alle im Katalog angeführten Angaben sind Messwerte. Für die Fluss-, CCT- und Leistungsdaten gelten Toleranzwerte von +/- 10 % .

# Addresses

## Headquarter

c/o Linea Light Srl  
Via Della Fornace 59  
31023 Castelminio di Resana TV  
Italy  
T +39 0423 7868  
E info@stilnovo.com

## Milan

Via Morimondo 26  
int. 17/G  
20143 Milano MI  
Italy  
T +39 02 36750915  
E milano@linealight.com

## Rome

c/o Linea Light Roma Srl  
Via La Spezia, 34  
00182 Roma  
Italy  
T +39 06 68589134  
E info@linealightroma.com

## France

c/o Linea Light France  
Rue des Pays-Bas 12  
68310 Wittelsheim  
France  
T +33 389 75 52 23  
E info@linealight.fr

## Germany

c/o Linea Light Deutschland  
Aktienstraße 214  
45473 Mülheim an der Ruhr  
Germany  
T +49 208 299979-0  
E service@linealight.de

## United Arab Emirates

c/o Linea Light GCC DMCC  
P.O. Box 125902  
Jumeirah Lake Towers JBC2  
35th Floor Office 02  
Dubai UAE  
T +971 4 4218275  
E info@linealight.ae

## Qatar

Al Muntaza, C Ring Road,  
Andalus petrol station  
Building n.1, office 3 Po Box: 30459  
Doha, Qatar  
T +974 44785354  
E naim.eldamaa@linealight.com

## United Kingdom

c/o Linea Light UK Ltd  
52 Upper Street  
N10QH Islington London  
United Kingdom  
T +44 0203 6371983  
E info@linealight-uk.com

## China

c/o People and Objects CO. LTD  
Room 118 BLDG. 20 No. 1-42  
Lane 83  
Hongxiang North  
RD, Pudong New District  
Shanghai, 201313  
China  
T Mr. Gianni del Vecchio:  
+86 131 66090185  
T Ms. Yuxuan Ye: +86 136 15814387  
E peopleandobjects@outlook.com

## Singapore

c/o Linea Light Singapore PTE. LTD.  
21 Kaki Bukit Place, 5th Fl.  
416199 Singapore  
Singapore  
T +65 6908 5758  
E info.sg@linealight.com

## Spain

c/o Linea Light Spain S.L.  
C/ Longares, 48  
28022 Madrid  
Spain  
T +34 912534773  
E gestion@linedlight.com

## United States

c/o Inter-lux, Inc.  
3741 Commerce Dr Suite 306-308,  
Halethorpe, MD 21227  
USA  
T +1 410 381 1497  
E answers@inter-lux.com

## Greece & Cyprus

c/o Aronoele Consulting Ltd  
61 Lordou Vironos St. Lumiel Build  
6023 Larnaca  
Cyprus  
T +30 2109940559  
E g.virinis@linedlight.com

Thanks to:

Albedo  
Arearea  
Arper  
Bolzan Letti  
Brionvega  
Cierre1972  
Desalto  
Dudubags  
Fantin  
Frag  
Inkiostro Bianco  
Itlas  
Kasthall  
Kristalia  
La Fabbrica del Lino  
LaCividina  
Medulum  
Miniforms  
Minotti  
Moroso  
Niù  
Novamobili  
Passoni  
Sportler  
Tacchini  
Thonet  
Trabo  
Wall&decò  
Write sketch &

**STILNOVO**

a Linea Light Group brand

ADMINISTRATIVE HQ

Via Europa, 14

31028 Vazzola - TV

Italy

OPERATIVE HQ

Via della Fornace, 59

31023 Castelminio di Resana - TV

Italy

+39 0423 7868

[info@stilnovo.com](mailto:info@stilnovo.com)

Follow us on:

[Instagram](#) / [Facebook](#) / [Linkedin](#)

September 2023 edition

© 2023 Linea Light Group

All rights reserved

